

Thrivent Mutual Funds

Prospectus

Thrivent Fund Name	Class S	Class A
Thrivent Aggressive Allocation Fund	TAAIX	TAAAX
Thrivent Balanced Income Plus Fund	IBBFX	AABFX
Thrivent Diversified Income Plus Fund	THYFX	AAHYX
Thrivent Global Stock Fund	IILGX	AALGX
Thrivent Government Bond Fund	TBFIX	TBFAX
Thrivent High Income Municipal Bond Fund	THMBX	–
Thrivent High Yield Fund	LBHIX	LBHYX
Thrivent Income Fund	LBIX	LUBIX
Thrivent International Allocation Fund	TWAIX	TWAAX
Thrivent Large Cap Growth Fund	THLCX	AAAGX
Thrivent Large Cap Value Fund	TLVIX	AAUTX
Thrivent Limited Maturity Bond Fund	THLIX	LBLAX
Thrivent Low Volatility Equity Fund	TLVOX	–
Thrivent Mid Cap Growth Fund	TMCGX	–
Thrivent Mid Cap Stock Fund	TMSIX	AASCX
Thrivent Mid Cap Value Fund	TMCVX	–
Thrivent Moderate Allocation Fund	TMAIX	THMAX
Thrivent Moderately Aggressive Allocation Fund	TMAFX	TMAAX
Thrivent Moderately Conservative Allocation Fund	TCAIX	TCAAX
Thrivent Money Market Fund	AALXX	AMMXX
Thrivent Multidimensional Income Fund	TMLDX	–
Thrivent Municipal Bond Fund	TMBIX	AAMBX
Thrivent Opportunity Income Plus Fund	IIINX	AAINX
Thrivent Small Cap Growth Fund	TSCGX	–
Thrivent Small Cap Stock Fund	TSCSX	AASMXX

Go paperless. Manage your communication choices and sign up for paperless delivery of prospectuses by logging into your account.

The Securities and Exchange Commission has not approved or disapproved these securities or determined if this prospectus is truthful or complete. Any representation to the contrary is a criminal offense. Shares of Thrivent Mutual Funds are not deposits or other obligations of Thrivent Trust Company or any bank, or insured or otherwise protected by the Federal Deposit Insurance Corporation or any other federal agency. Shares of Thrivent Mutual Funds are subject to investment risk, including possible loss of the principal amount invested.

Table of Contents

	Page
Summary Section	
Thrivent Aggressive Allocation Fund	3
Thrivent Balanced Income Plus Fund	8
Thrivent Diversified Income Plus Fund	13
Thrivent Global Stock Fund	18
Thrivent Government Bond Fund	22
Thrivent High Income Municipal Bond Fund	26
Thrivent High Yield Fund	29
Thrivent Income Fund	33
Thrivent International Allocation Fund	37
Thrivent Large Cap Growth Fund	41
Thrivent Large Cap Value Fund	44
Thrivent Limited Maturity Bond Fund	47
Thrivent Low Volatility Equity Fund	51
Thrivent Mid Cap Growth Fund	55
Thrivent Mid Cap Stock Fund	58
Thrivent Mid Cap Value Fund	61
Thrivent Moderate Allocation Fund	64
Thrivent Moderately Aggressive Allocation Fund	69
Thrivent Moderately Conservative Allocation Fund	74
Thrivent Money Market Fund	79
Thrivent Multidimensional Income Fund	82
Thrivent Municipal Bond Fund	87
Thrivent Opportunity Income Plus Fund	90
Thrivent Small Cap Growth Fund	94
Thrivent Small Cap Stock Fund	97
More About Investment Strategies and Risks.....	100
Information About Certain Principal Investment Strategies	100
Information About Certain Non-Principal Investment Strategies.....	102
Glossary of Principal Risks.....	103
Glossary of Investment Terms	109
Management of the Funds.....	111
Investment Adviser.....	111
Management Fees	111
Administrative Service Fee.....	111
Portfolio Management	111
Personal Securities Investments	113
Trademarks.....	113
Shareholder Information	115
How to Contact Us	115
Pricing Fund Shares.....	115
Overview of Share Classes	116
Buying Shares	116

Table of Contents

Redeeming Shares.....	120
Exchanging Shares Between Funds	122
Transaction Confirmations.....	123
Uncashed Checks on Your Account	123
Accounts with Low Balances	123
Important Information Regarding Unclaimed/Abandoned Property	123
Frequent Trading Policies and Monitoring Processes.....	123
Anti-Money Laundering.....	124
Disclosure of Fund Holdings.....	124
Payments to Financial Intermediaries	124
Distributions	126
Dividends	126
Capital Gains.....	126
Distribution Options.....	126
Taxes.....	127
Index Descriptions	128
Financial Highlights	131

Thrivent Aggressive Allocation Fund

Class S: TAAIX | Class A: TAAAX

Investment Objective

Thrivent Aggressive Allocation Fund (the "Fund") seeks long-term capital growth.

Fees and Expenses

The table below describes the fees and expenses that you may pay if you buy, hold and/or sell shares of the Fund. You may pay other fees, such as brokerage commissions and other fees to financial intermediaries, which are not reflected in the tables and examples below. For Class A shares, you may qualify for sales charge discounts if you and your family invest, or agree to invest in the future, at least \$50,000 in Class A shares of a fund or funds of Thrivent Mutual Funds. More information about these and other Class A sales charge discounts is available from your financial professional and in the "Class A Sales Charges" and "Ways to Eliminate or Reduce the Initial Class A Sales Charges" sections of the Fund's prospectus and the "Sales Charges" section under the heading "Purchase, Redemption and Pricing of Shares" of the Fund's Statement of Additional Information.

Shareholder Fees

(fees paid directly from your investment)

	Class S	Class A
Maximum Sales Charge (load) Imposed On Purchases (as a % of offering price)	None	4.50%
Maximum Deferred Sales Charge (load) (as a % of the net asset value)	None	None

Annual Fund Operating Expenses

(expenses that you pay each year as a percentage of the value of your investment)

	Class S	Class A
Management Fees	0.73%	0.73%
Distribution and Shareholder Service (12b-1) Fees	None	0.25%
Other Expenses	0.22%	0.14%
Acquired Fund Fees and Expenses	0.23%	0.23%
Total Annual Fund Operating Expenses	1.18%	1.35%
Less Fee Waivers and/or Expense Reimbursements ¹	0.18%	0.18%
Total Annual Fund Operating Expenses After Fee Waivers and/or Expense Reimbursements	1.00%	1.17%

¹ The Adviser has contractually agreed, for as long as the current fee structure is in place and through at least February 28, 2025, to waive an amount equal to any management fees indirectly incurred by the Fund as a result of its investment in any other mutual fund for which the Adviser or an affiliate serves as investment adviser, other than Thrivent Cash Management Trust. This contractual provision may be terminated upon the mutual agreement between the Independent Trustees of the Fund and the Adviser.

Example

The example below is intended to help you compare the cost of investing in the Fund with the cost of investing in other mutual funds.

The example assumes that you invest \$10,000 in the Fund for the time periods indicated and then redeem all of your shares at the end of those periods. For Class A shares, the example includes the initial sales charge. In addition, the example for the 1 Year period reflects the effect of the contractual fee waiver and/or expense reimbursement. The example also assumes that your investment has a 5% return each year, and that the Fund's operating expenses remain the same. Although your actual cost may be higher or lower, based on these assumptions your cost would be:

	1 Year	3 Years	5 Years	10 Years
Class S	\$102	\$357	\$632	\$1,416
Class A	\$564	\$841	\$1,140	\$1,986

Portfolio Turnover

The Fund pays transaction costs, such as commissions, when it buys and sells securities (or "turns over" its portfolio). A higher portfolio turnover rate may indicate higher transaction costs and may result in higher taxes when Fund shares are held in a taxable account. These costs, which are not reflected in annual fund operating expenses or in the example, affect the Fund's performance. During the most recent fiscal year, the Fund's portfolio turnover rate was 43% of the average value of its portfolio.

Principal Strategies

The Fund pursues its objective by investing in a combination of other funds managed by the Adviser and directly held financial instruments. The Fund is designed for investors who seek greater long-term capital growth and are comfortable with higher levels of risk and volatility. The Fund uses a prescribed asset allocation strategy involving a two-step process that is designed to achieve its desired risk tolerance. The first step is the construction of a model for the allocation of the Fund's assets across broad asset categories (namely, equity securities and debt securities). The second step involves the determination of sub-classes within the broad asset categories and target weightings (i.e., what the Adviser determines is the strategic allocation) for these sub-classes. Sub-classes for equity securities may be based on market capitalization, investment style (such as growth or value), or economic sector. Sub-classes for debt securities may be based on maturity, duration, security type or credit rating (high yield—commonly known as "junk bonds"—or investment grade).

The use of target weightings for various sub-classes within broad asset categories is intended as a multi-style approach to reduce the risk of investing in securities having common characteristics. The Fund may buy and sell futures contracts to either hedge its exposure or obtain exposure to certain investments.

The Fund may invest in foreign securities, including those of issuers in emerging markets. An "emerging market" country is any country determined by the Adviser to have an emerging

market economy, considering factors such as the country's credit rating, its political and economic stability and the development of its financial and capital markets.

Under normal circumstances, the Fund invests in the following broad asset classes within the ranges given:

Broad Asset Category	Target Allocation	Allocation Range
Equity Securities	95%	75-100%
Debt Securities	5%	0-25%

The Fund's actual holdings in each broad asset category may be outside the applicable allocation range from time to time due to differing investment performance among asset categories. The Adviser will rebalance the Fund at least annually so that its holdings are within the ranges for the broad asset categories.

The Fund pursues its investment strategy by investing in other mutual funds managed by the Adviser or an affiliate and direct investments in securities. The names of the funds managed by the Adviser which are currently available for investment by the Fund are shown in the list below. The list is provided for information purposes only. The Adviser may change the availability of the funds managed by the Adviser for investment by the Fund without shareholder approval or advance notice to shareholders.

Equity Securities

Small Cap

- Thrivent Small Cap Stock Fund
- Thrivent Core Small Cap Value Fund

Mid Cap

- Thrivent Mid Cap Stock Fund
- Thrivent Core Mid Cap Value Fund

Large Cap

- Thrivent Global Stock Fund
- Thrivent Large Cap Growth Fund
- Thrivent Large Cap Value Fund

Other

- Thrivent International Allocation Fund
- Thrivent Core International Equity Fund
- Thrivent Core Low Volatility Equity Fund

Debt Securities

High Yield Bonds

- Thrivent High Yield Fund

Intermediate/Long-Term Bonds

- Thrivent Income Fund

Short-Term/Intermediate Bonds

- Thrivent Limited Maturity Bond Fund

Other

- Thrivent Core Emerging Markets Debt Fund

Short-Term Debt Securities

Money Market

- Thrivent Cash Management Trust

Other

- Thrivent Core Short-Term Reserve Fund

Principal Risks

The Fund is subject to the following principal investment risks, which you should review carefully and in entirety. The Fund may not achieve its investment objective and you could lose money by investing in the Fund.

Allocation Risk. The Fund's investment performance depends upon how its assets are allocated across broad asset categories and applicable sub-classes within such categories. Some broad asset categories and sub-classes may perform below expectations or the securities markets generally over short and extended periods. Therefore, a principal risk of investing in the Fund is that the allocation strategies used and the allocation decisions made will not produce the desired results.

Equity Security Risk. Equity securities held by the Fund may decline significantly in price, sometimes rapidly or unpredictably, over short or extended periods of time, and such declines may occur because of declines in the equity market as a whole, or because of declines in only a particular country, geographic region, company, industry, or sector of the market. From time to time, the Fund may invest a significant portion of its assets in companies in one particular country or geographic region or one or more related sectors or industries, which would make the Fund more vulnerable to adverse developments affecting such countries, geographic regions, sectors or industries. Equity securities are generally more volatile than most debt securities.

Large Cap Risk. Large-sized companies may be unable to respond quickly to new competitive challenges such as changes in technology. They may also not be able to attain the high growth rate of successful smaller companies, especially during extended periods of economic expansion.

Conflicts of Interest Risk. An investment in the Fund is subject to a number of actual or potential conflicts of interest. For example, the Adviser or its affiliates may provide services to the Fund for which the Fund would compensate the Adviser and/or such affiliates. The Fund may invest in other pooled investment vehicles sponsored, managed, or otherwise affiliated with the Adviser, including other Funds. The Adviser may have an incentive (financial or otherwise) to enter into transactions or arrangements on behalf of the Fund with itself or its affiliates in circumstances where it might not have done so otherwise.

The Adviser or its affiliates manage other investment funds and/or accounts (including proprietary accounts) and have other clients with investment objectives and strategies that are similar to, or overlap with, the investment objective and strategy of the Fund, creating conflicts of interest in investment and allocation decisions regarding the allocation of investments that could be appropriate for the Fund and other clients of the Adviser or their affiliates.

Derivatives Risk. The use of derivatives (such as futures) involves additional risks and transaction costs which could leave the Fund in a worse position than if it had not used these instruments. The Fund utilizes equity futures in order to increase or decrease its exposure to various asset classes at a lower cost than trading stocks directly. The use of derivatives can lead to losses because of adverse movements in the price or value of the underlying asset, index or rate, which may be magnified by certain features of the contract. Changes in the value of the derivative may not correlate as intended with the underlying asset, rate or index, and the Fund could lose much more than the original amount invested. Derivatives can be highly volatile, illiquid and difficult to value. Certain derivatives may also be subject to counterparty risk, which is the risk that the other party in the transaction will not fulfill its contractual obligations due to its financial condition, market events, or other reasons.

Emerging Markets Risk. The risks and volatility of investing in foreign securities is increased in connection with investments in emerging markets. The economic, political and market structures

of developing countries in emerging markets, in most cases, are not as strong as the structures in the U.S. or other developed countries in terms of wealth, stability, liquidity and transparency. A Fund may not achieve its investment objective and portfolio performance will likely be negatively affected by portfolio exposure to countries and corporations domiciled in, or with revenue exposures to, countries in the midst of, among other things, hyperinflation, currency devaluation, trade disagreements, sudden political upheaval or interventionist government policies, and the risks of such events are heightened within emerging market countries. Fund performance may also be negatively affected by portfolio exposure to countries and corporations domiciled in, or with revenue exposures to, countries with less developed or unreliable legal, tax, regulatory, accounting, recordkeeping and corporate governance systems and standards. In particular, there may be less publicly available and transparent information about issuers in emerging markets than would be available about issuers in more developed capital markets because such issuers may not be subject to accounting, auditing and financial reporting standards and requirements comparable to those to which U.S. companies are subject. Emerging markets may also have differing legal systems, many of which provide fewer security holder rights and practical remedies to pursue claims than are available for securities of companies in the U.S. or other developed countries, including class actions or fraud claims. Significant buying or selling actions by a few major investors may also heighten the volatility of emerging market securities.

Foreign Currency Risk. The value of a foreign currency may decline against the U.S. dollar, which would reduce the dollar value of securities denominated in that currency. The overall impact of such a decline of foreign currency can be significant, unpredictable, and long lasting, depending on the currencies represented, how each one appreciates or depreciates in relation to the U.S. dollar, and whether currency positions are hedged. Under normal conditions, the Fund does not engage in extensive foreign currency hedging programs. Further, exchange rate movements are volatile, and it is not possible to effectively hedge the currency risks of many developing countries.

Foreign Securities Risk. Foreign securities generally carry more risk and are more volatile than their domestic counterparts, in part because of potential for higher political and economic risks, lack of reliable information and fluctuations in currency exchange rates where investments are denominated in currencies other than the U.S. dollar. Certain events in foreign markets may adversely affect foreign and domestic issuers, including interruptions in the global supply chain, market closures, war, terrorism, natural disasters and outbreak of infectious diseases. The Fund's investment in any country could be subject to governmental actions such as capital or currency controls, nationalizing a company or industry, expropriating assets, or imposing punitive taxes that would have an adverse effect on security prices, and impair the Fund's ability to repatriate capital or income. Foreign securities may also be more difficult to resell than comparable U.S. securities because the markets for foreign securities are often less liquid. Even when a foreign security increases in price in its local currency, the appreciation may be diluted by adverse changes in exchange rates when the security's value is converted to U.S. dollars. Foreign withholding taxes also may apply and errors and delays may occur in the settlement process for foreign securities.

Growth Investing Risk. Growth style investing includes the risk of investing in securities whose prices historically have been

more volatile than other securities, especially over the short term. Growth stock prices reflect projections of future earnings or revenues and, if a company's earnings or revenues fall short of expectations, its stock price may fall dramatically.

Investment Adviser Risk. The Fund is actively managed and the success of its investment strategy depends significantly on the skills of the Adviser in assessing the potential of the investments in which the Fund invests. The assessment of potential Fund investments may prove incorrect, resulting in losses or poor performance, even in rising markets. There is also no guarantee that the Adviser will be able to effectively implement the Fund's investment objective.

Issuer Risk. Issuer risk is the possibility that factors specific to an issuer to which the Fund is exposed will affect the market prices of the issuer's securities and therefore the value of the Fund.

Market Risk. Over time, securities markets generally tend to move in cycles with periods when security prices rise and periods when security prices decline. The value of the Fund's investments may move with these cycles and, in some instances, increase or decrease more than the applicable market(s) as measured by the Fund's benchmark index(es). The securities markets may also decline because of factors that affect a particular industry or market sector, or due to impacts from domestic or global events, including regulatory events, economic downturn, government shutdowns, the spread of infectious illness such as the outbreak of COVID-19, public health crises, war, terrorism, social unrest, recessions, natural disasters or similar events.

Mid Cap Risk. Medium-sized companies often have greater price volatility, lower trading volume, and less liquidity than larger, more-established companies. These companies tend to have smaller revenues, narrower product lines, less management depth and experience, smaller shares of their product or service markets, fewer financial resources, and less competitive strength than larger companies.

Other Funds Risk. Because the Fund invests in other funds, the performance of the Fund is dependent, in part, upon the performance of other funds in which the Fund may invest. As a result, the Fund is subject to the same risks as those faced by the other funds. In addition, other funds may be subject to additional fees and expenses that are borne by the Fund.

Quantitative Investing Risk. Securities selected according to a quantitative analysis methodology can perform differently from the market as a whole based on the model and the factors used in the analysis, the weight placed on each factor and changes in the factor's historical trends. Such models are based on assumptions relating to these and other market factors, and the models may not take into account certain factors, or perform as intended, and may result in a decline in the value of the Fund's portfolio. Among other risks, results generated by such models may be impaired by errors in human judgment, data imprecision, software or other technology systems malfunctions, or programming flaws. Such models may not perform as expected or may underperform in periods of market volatility.

Small Cap Risk. Smaller, less seasoned companies often have greater price volatility, lower trading volume, and less liquidity than larger, more established companies. These companies tend to have small revenues, narrower product lines, less management depth and experience, small shares of their product or service markets, fewer financial resources, and less

competitive strength than larger companies. Such companies seldom pay significant dividends that could soften the impact of a falling market on returns.

Value Investing Risk. Value style investing includes the risk that stocks of undervalued companies may not rise as quickly as anticipated if the market doesn't recognize their intrinsic value or if value stocks are out of favor.

Performance

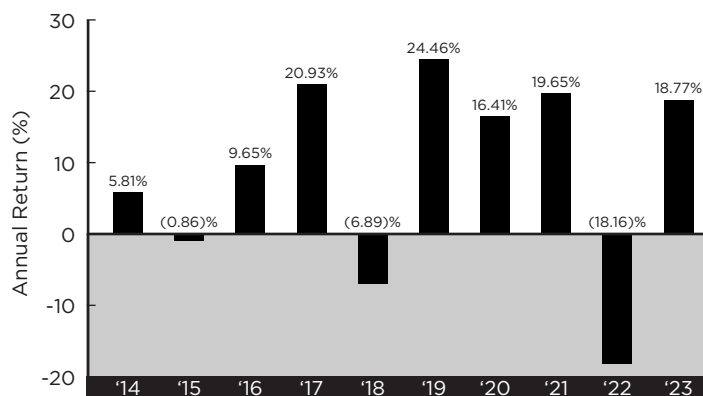
The following bar chart and table provide an indication of the risks of investing in the Fund. The bar chart shows changes in the Fund's performance from year to year for Class A shares. The table shows how the Fund's average annual returns for one-, five- and ten-year periods compared to broad-based securities market indices. The index descriptions appear in the "Index Descriptions" section of the prospectus. Call 800-847-4836 or visit thriventfunds.com for performance results current to the most recent month-end.

The bar chart includes the effects of Fund expenses, but not sales charges. If sales charges were included, returns would be lower than those shown. The table includes the effects of Fund expenses and maximum sales charges and assumes that you sold your shares at the end of the period. The after-tax returns are calculated using the historical highest individual federal marginal income tax rates and do not reflect the impact of state and local taxes. Actual after-tax returns depend on an investor's tax situation and may differ from those shown, and after-tax returns are not relevant to investors who hold their Fund shares through tax-deferred arrangements such as individual retirement accounts. After-tax returns are only shown for Class A shares, and after-tax returns for Class S shares will vary.

How the Fund has performed in the past (before and after taxes) is not necessarily an indication of how it will perform in the future. Performance information provides some indication of the risks of investing in the Fund by showing changes in the Fund's performance over time.

Year-by-Year Total Return

Class A Shares



Best Quarter:	Q2 2020	+19.26%
Worst Quarter:	Q1 2020	(21.71)%

Average Annual Total Returns (Periods Ending December 31, 2023)

	1 Year	5 Years	10 Years
Class A (before taxes)	13.39%	9.97%	7.62%
Class A (after taxes on distributions)	12.36%	8.59%	6.10%
Class A (after taxes on distributions and redemptions)	8.54%	7.70%	5.75%
Class S (before taxes)	18.99%	11.20%	8.40%
S&P 500® Index (reflects no deduction for fees, expenses or taxes)	26.29%	15.69%	12.03%
Bloomberg U.S. Aggregate Bond Index (reflects no deduction for fees, expenses or taxes)	5.53%	1.10%	1.81%
MSCI All Country World Index ex-USA - USD Net Returns (reflects no deduction for fees, expenses or taxes)	15.62%	7.08%	3.83%

Management

Investment Adviser

The Fund is managed by Thrivent Asset Management, LLC ("Thrivent Asset Mgt." or the "Adviser").

Portfolio Managers

The following individuals are jointly and primarily responsible for the day-to-day management of the Fund:

Name and Title	Portfolio Manager of the Fund Since
Stephen D. Lowe, CFA Chief Investment Strategist	April 2016
David S. Royal Chief Financial Officer and Chief Investment Officer	April 2018
David R. Spangler, CFA Senior Portfolio Manager	February 2019

Purchase and Sale of Fund Shares

You may purchase, redeem or exchange shares of the Fund through certain broker-dealers. You also may purchase Class S shares of the Fund directly from the Fund online at thriventfunds.com.

The minimum initial investment requirement for this Fund is \$2,000 and the minimum subsequent investment requirement is \$50 for taxable accounts. For IRA or tax-deferred accounts, the minimum initial investment requirement for this Fund is \$1,000 and the minimum subsequent investment requirement is \$50. These investment requirements may be different, however, for investors investing in the Fund through an automatic investment plan or, for Class S shares, through certain fee-based investment advisory programs.

You may purchase or redeem Fund shares on days that the New York Stock Exchange is open. You may conduct such transactions by mail, telephone 800-847-4836, the Internet (thrivent.com or, for Class S shares, thriventfunds.com), the mobile app, by wire/ACH transfer or through an automatic investment plan (for purchases) or a systematic withdrawal plan (for redemptions), subject to certain limitations.

Tax Information

The Fund intends to make distributions that may be taxed as ordinary income or capital gains. Investing in the Fund through a retirement plan could have different tax consequences.

Payments to Broker-Dealers and Other Financial Intermediaries

If you purchase the Fund through a broker-dealer or other financial intermediary (such as an insurance company), the Fund and its related companies may pay the intermediary for the sale of Fund shares and related services. These payments may create a conflict of interest by influencing the broker-dealer or other intermediary and your financial professional to recommend the Fund over another investment. Ask your financial professional or visit your financial intermediary's website for more information.

Thrivent Balanced Income Plus Fund

Class S: IBBFX | Class A: AABFX

Investment Objective

Thrivent Balanced Income Plus Fund (the "Fund") seeks long-term total return through a balance between income and the potential for long-term capital growth.

Fees and Expenses

The table below describes the fees and expenses that you may pay if you buy, hold and/or sell shares of the Fund. You may pay other fees, such as brokerage commissions and other fees to financial intermediaries, which are not reflected in the tables and examples below. For Class A shares, you may qualify for sales charge discounts if you and your family invest, or agree to invest in the future, at least \$50,000 in Class A shares of a fund or funds of Thrivent Mutual Funds. More information about these and other Class A sales charge discounts is available from your financial professional and in the "Class A Sales Charges" and "Ways to Eliminate or Reduce the Initial Class A Sales Charges" sections of the Fund's prospectus and the "Sales Charges" section under the heading "Purchase, Redemption and Pricing of Shares" of the Fund's Statement of Additional Information.

Shareholder Fees

(fees paid directly from your investment)

	Class S	Class A
Maximum Sales Charge (load) Imposed On Purchases (as a % of offering price)	None	4.50%
Maximum Deferred Sales Charge (load) (as a % of the net asset value)	None	None

Annual Fund Operating Expenses

(expenses that you pay each year as a percentage of the value of your investment)

	Class S	Class A
Management Fees	0.55%	0.55%
Distribution and Shareholder Service (12b-1) Fees	None	0.25%
Other Expenses	0.21%	0.21%
Acquired Fund Fees and Expenses	0.02%	0.02%
Total Annual Fund Operating Expenses	0.78%	1.03%
Less Fee Waivers and/or Expense Reimbursements ¹	None	0.04%
Total Annual Fund Operating Expenses After Fee Waivers and/or Expense Reimbursements	0.78%	0.99%

¹ The Adviser has contractually agreed, through at least February 28, 2025, to waive a portion of the management fees associated with the Class A shares of the Thrivent Balanced Income Plus Fund in order to limit the Total Annual Fund Operating Expenses After Fee Waivers and/or Expense Reimbursements to an annual rate of 0.97% of the average daily net assets of the Class A shares. This contractual provision, however, may be terminated before the indicated termination date upon the mutual agreement between the Independent Trustees of the Fund and the Adviser.

Example

The example below is intended to help you compare the cost of investing in the Fund with the cost of investing in other mutual funds.

The example assumes that you invest \$10,000 in the Fund for the time periods indicated and then redeem all of your shares at the end of those periods. For Class A shares, the example includes the initial sales charge. In addition, the example for the 1 Year period for Class A shares reflects the effect of the contractual fee waiver and/or expense reimbursement. The example also assumes that your investment has a 5% return each year, and that the Fund's operating expenses remain the same. Although your actual cost may be higher or lower, based on these assumptions your cost would be:

	1 Year	3 Years	5 Years	10 Years
Class S	\$80	\$249	\$433	\$966
Class A	\$546	\$759	\$989	\$1,649

Portfolio Turnover

The Fund pays transaction costs, such as commissions, when it buys and sells securities (or "turns over" its portfolio). A higher portfolio turnover rate may indicate higher transaction costs and may result in higher taxes when Fund shares are held in a taxable account. These costs, which are not reflected in annual fund operating expenses or in the example, affect the Fund's performance. During the most recent fiscal year, the Fund's portfolio turnover rate was 77% of the average value of its portfolio.

Principal Strategies

Under normal circumstances, the Fund invests in a combination of equity securities and debt securities within the ranges shown in the following table:

Broad Asset Category	Target Allocation	Allocation Range
Equity Securities	45%	25-65%
Debt Securities	55%	35-75%

The equity securities in which the Fund invests may include common stock, preferred stock, securities convertible into common stock, or securities or other instruments the price of which is linked to the value of common stock.

The debt securities in which the Fund invests may be of any maturity or credit quality, including high yield, high risk bonds, notes, debentures and other debt obligations commonly known as "junk bonds." At the time of purchase, these high-yield securities are rated below BBB- by S&P, or Baa3 by Moody's, or unrated but considered to be of comparable quality by the Adviser. The Fund may also invest in investment-grade corporate bonds, asset-backed securities, mortgage-backed securities (including commercially backed ones), convertible bonds, and sovereign and emerging market debt (both U.S. dollar and non-U.S. dollar denominated).

The Fund may invest in foreign securities, including those of issuers in emerging markets. An “emerging market” country is any country determined by the Adviser to have an emerging market economy, considering factors such as the country’s credit rating, its political and economic stability and the development of its financial and capital markets.

The Fund utilizes derivatives primarily in the form of U.S. Treasury futures contracts in order to manage the Fund’s duration, or interest rate risk. The Fund may enter into derivatives contracts traded on exchanges or in the over the counter market.

The Fund may also pursue its investment strategy by investing in other mutual funds managed by the Adviser or an affiliate.

The Adviser uses fundamental, quantitative and technical investment research techniques to determine what to buy and sell. Fundamental techniques assess a security’s value based on an issuer’s financial profile, management, and business prospects while quantitative and technical techniques involve a more data-oriented analysis of financial information, market trends and price movements.

Principal Risks

The Fund is subject to the following principal investment risks, which you should review carefully and in entirety. The Fund may not achieve its investment objective and you could lose money by investing in the Fund.

Equity Security Risk. Equity securities held by the Fund may decline significantly in price, sometimes rapidly or unpredictably, over short or extended periods of time, and such declines may occur because of declines in the equity market as a whole, or because of declines in only a particular country, geographic region, company, industry, or sector of the market. From time to time, the Fund may invest a significant portion of its assets in companies in one particular country or geographic region or one or more related sectors or industries, which would make the Fund more vulnerable to adverse developments affecting such countries, geographic regions, sectors or industries. Equity securities are generally more volatile than most debt securities.

Interest Rate Risk. Interest rate risk is the risk that prices of debt securities decline in value when interest rates rise for debt securities that pay a fixed rate of interest. Debt securities with longer durations (a measure of price sensitivity of a bond or bond fund to changes in interest rates) or maturities (i.e., the amount of time until a bond’s issuer must pay its principal or face value) tend to be more sensitive to changes in interest rates than debt securities with shorter durations or maturities. Changes in general economic conditions, inflation, and monetary policies, such as certain types of interest rate changes by the Federal Reserve, could affect interest rates and the value of some securities. During periods of low interest rates or when inflation rates are high or rising, the Fund may be subject to a greater risk of rising interest rates.

Credit Risk. Credit risk is the risk that an issuer of a debt security to which the Fund is exposed may no longer be able or willing to pay its debt. As a result of such an event, the debt security may decline in price and affect the value of the Fund.

Allocation Risk. The Fund’s investment performance depends upon how its assets are allocated across broad asset categories and applicable sub-classes within such categories. Some broad asset categories and sub-classes may perform below

expectations or the securities markets generally over short and extended periods. Therefore, a principal risk of investing in the Fund is that the allocation strategies used and the allocation decisions made will not produce the desired results.

Conflicts of Interest Risk. An investment in the Fund is subject to a number of actual or potential conflicts of interest. For example, the Adviser or its affiliates may provide services to the Fund for which the Fund would compensate the Adviser and/or such affiliates. The Fund may invest in other pooled investment vehicles sponsored, managed, or otherwise affiliated with the Adviser, including other Funds. The Adviser may have an incentive (financial or otherwise) to enter into transactions or arrangements on behalf of the Fund with itself or its affiliates in circumstances where it might not have done so otherwise.

The Adviser or its affiliates manage other investment funds and/or accounts (including proprietary accounts) and have other clients with investment objectives and strategies that are similar to, or overlap with, the investment objective and strategy of the Fund, creating conflicts of interest in investment and allocation decisions regarding the allocation of investments that could be appropriate for the Fund and other clients of the Adviser or their affiliates.

Derivatives Risk. The use of derivatives (such as futures) involves additional risks and transaction costs which could leave the Fund in a worse position than if it had not used these instruments. The Fund utilizes futures on U.S. Treasuries in order to manage duration. The use of derivatives can lead to losses because of adverse movements in the price or value of the underlying asset, index or rate, which may be magnified by certain features of the contract. Changes in the value of the derivative may not correlate as intended with the underlying asset, rate or index, and the Fund could lose much more than the original amount invested. Derivatives can be highly volatile, illiquid and difficult to value. Certain derivatives may also be subject to counterparty risk, which is the risk that the other party in the transaction will not fulfill its contractual obligations due to its financial condition, market events, or other reasons.

Emerging Markets Risk. The risks and volatility of investing in foreign securities is increased in connection with investments in emerging markets. The economic, political and market structures of developing countries in emerging markets, in most cases, are not as strong as the structures in the U.S. or other developed countries in terms of wealth, stability, liquidity and transparency. A Fund may not achieve its investment objective and portfolio performance will likely be negatively affected by portfolio exposure to countries and corporations domiciled in, or with revenue exposures to, countries in the midst of, among other things, hyperinflation, currency devaluation, trade disagreements, sudden political upheaval or interventionist government policies, and the risks of such events are heightened within emerging market countries. Fund performance may also be negatively affected by portfolio exposure to countries and corporations domiciled in, or with revenue exposures to, countries with less developed or unreliable legal, tax, regulatory, accounting, recordkeeping and corporate governance systems and standards. In particular, there may be less publicly available and transparent information about issuers in emerging markets than would be available about issuers in more developed capital markets because such issuers may not be subject to accounting, auditing and financial reporting standards and requirements comparable to those to which U.S. companies are subject.

Emerging markets may also have differing legal systems, many of which provide fewer security holder rights and practical remedies to pursue claims than are available for securities of companies in the U.S. or other developed countries, including class actions or fraud claims. Significant buying or selling actions by a few major investors may also heighten the volatility of emerging market securities.

Foreign Currency Risk. The value of a foreign currency may decline against the U.S. dollar, which would reduce the dollar value of securities denominated in that currency. The overall impact of such a decline of foreign currency can be significant, unpredictable, and long lasting, depending on the currencies represented, how each one appreciates or depreciates in relation to the U.S. dollar, and whether currency positions are hedged. Under normal conditions, the Fund does not engage in extensive foreign currency hedging programs. Further, exchange rate movements are volatile, and it is not possible to effectively hedge the currency risks of many developing countries.

Foreign Securities Risk. Foreign securities generally carry more risk and are more volatile than their domestic counterparts, in part because of potential for higher political and economic risks, lack of reliable information and fluctuations in currency exchange rates where investments are denominated in currencies other than the U.S. dollar. Certain events in foreign markets may adversely affect foreign and domestic issuers, including interruptions in the global supply chain, market closures, war, terrorism, natural disasters and outbreak of infectious diseases. The Fund's investment in any country could be subject to governmental actions such as capital or currency controls, nationalizing a company or industry, expropriating assets, or imposing punitive taxes that would have an adverse effect on security prices, and impair the Fund's ability to repatriate capital or income. Foreign securities may also be more difficult to resell than comparable U.S. securities because the markets for foreign securities are often less liquid. Even when a foreign security increases in price in its local currency, the appreciation may be diluted by adverse changes in exchange rates when the security's value is converted to U.S. dollars. Foreign withholding taxes also may apply and errors and delays may occur in the settlement process for foreign securities.

High Yield Risk. High yield securities – commonly known as “junk bonds” – to which the Fund is exposed are considered predominantly speculative with respect to the issuer's continuing ability to make principal and interest payments. If the issuer of the security is in default with respect to interest or principal payments, the value of the Fund may be negatively affected. High yield securities generally have a less liquid resale market.

Investment Adviser Risk. The Fund is actively managed and the success of its investment strategy depends significantly on the skills of the Adviser in assessing the potential of the investments in which the Fund invests. The assessment of potential Fund investments may prove incorrect, resulting in losses or poor performance, even in rising markets. There is also no guarantee that the Adviser will be able to effectively implement the Fund's investment objective.

Issuer Risk. Issuer risk is the possibility that factors specific to an issuer to which the Fund is exposed will affect the market prices of the issuer's securities and therefore the value of the Fund.

Large Cap Risk. Large-sized companies may be unable to respond quickly to new competitive challenges such as changes in technology. They may also not be able to attain the high growth rate of successful smaller companies, especially during extended periods of economic expansion.

Liquidity Risk. Liquidity is the ability to sell a security relatively quickly for a price that most closely reflects the actual value of the security. To the extent that dealers do not maintain inventories of bonds that keep pace with the growth of the bond markets over time, relatively low levels of dealer inventories could lead to decreased liquidity and increased volatility in the fixed income markets, particularly during periods of economic or market stress. As a result of this decreased liquidity, the Fund may have to accept a lower price to sell a security, sell other securities to raise cash, or give up an investment opportunity, any of which could have a negative effect on performance.

Market Risk. Over time, securities markets generally tend to move in cycles with periods when security prices rise and periods when security prices decline. The value of the Fund's investments may move with these cycles and, in some instances, increase or decrease more than the applicable market(s) as measured by the Fund's benchmark index(es). The securities markets may also decline because of factors that affect a particular industry or market sector, or due to impacts from domestic or global events, including regulatory events, economic downturn, government shutdowns, the spread of infectious illness such as the outbreak of COVID-19, public health crises, war, terrorism, social unrest, recessions, natural disasters or similar events.

Mortgage-Backed and Other Asset-Backed Securities Risk.

The value of mortgage-backed and asset-backed securities are influenced by the factors affecting the housing market and the assets underlying such securities. As a result, during periods of declining asset value, difficult or frozen credit markets, swings in interest rates, or deteriorating economic conditions, mortgage-related and asset-backed securities may decline in value, face valuation difficulties, become more volatile and/or become illiquid. In addition, both mortgage-backed and asset-backed securities are sensitive to changes in the repayment patterns of the underlying security. If the principal payment on the underlying asset is repaid faster or slower than the holder of the asset-backed or mortgage-backed security anticipates, the price of the security may fall, particularly if the holder must reinvest the repaid principal at lower rates or must continue to hold the security when interest rates rise. This effect may cause the value of the Fund to decline and reduce the overall return of the Fund. Mortgage-backed securities are also subject to extension risk, which is the risk that when interest rates rise, certain mortgage-backed securities are paid in full by the issuer more slowly than anticipated. This can cause the market value of the security to fall because the market may view its interest rate as low for a longer-term investment.

Other Funds Risk. Because the Fund invests in other funds, the performance of the Fund is dependent, in part, upon the performance of other funds in which the Fund may invest. As a result, the Fund is subject to the same risks as those faced by the other funds. In addition, other funds may be subject to additional fees and expenses that are borne by the Fund.

Prepayment Risk. When interest rates fall, certain obligations are paid off by the obligor more quickly than originally anticipated, and a Fund may have to invest the proceeds in

securities with lower yields. In periods of falling interest rates, the rate of prepayments tends to increase (as does price fluctuation) as borrowers are motivated to pay off debt and refinance at new lower rates. During such periods, reinvestment of the prepayment proceeds by the management team will generally be at lower rates of return than the return on the assets that were prepaid. Prepayment generally reduces the yield to maturity and the average life of the security.

Quantitative Investing Risk. Securities selected according to a quantitative analysis methodology can perform differently from the market as a whole based on the model and the factors used in the analysis, the weight placed on each factor and changes in the factor's historical trends. Such models are based on assumptions relating to these and other market factors, and the models may not take into account certain factors, or perform as intended, and may result in a decline in the value of the Fund's portfolio. Among other risks, results generated by such models may be impaired by errors in human judgment, data imprecision, software or other technology systems malfunctions, or programming flaws. Such models may not perform as expected or may underperform in periods of market volatility.

Sovereign Debt Risk. Sovereign debt securities are issued or guaranteed by foreign governmental entities. These investments are subject to the risk that a governmental entity may delay or refuse to pay interest or repay principal on its sovereign debt, due, for example, to cash flow problems, insufficient foreign currency reserves, political considerations, the relative size of the governmental entity's debt position in relation to the economy or the failure to put in place economic reforms required by the International Monetary Fund or other multilateral agencies. If a governmental entity defaults, it may ask for more time in which to pay or for further loans. There is no legal process for collecting sovereign debts that a government does not pay nor are there bankruptcy proceedings through which all or part of the sovereign debt that a governmental entity has not repaid may be collected.

Performance

The following bar chart and table provide an indication of the risks of investing in the Fund. The bar chart shows changes in the Fund's performance from year to year for Class A shares. The table shows how the Fund's average annual returns for one-, five- and ten-year periods compared to broad-based securities market indices. The index descriptions appear in the "Index Descriptions" section of the prospectus. Call 800-847-4836 or visit thriventfunds.com for performance results current to the most recent month-end.

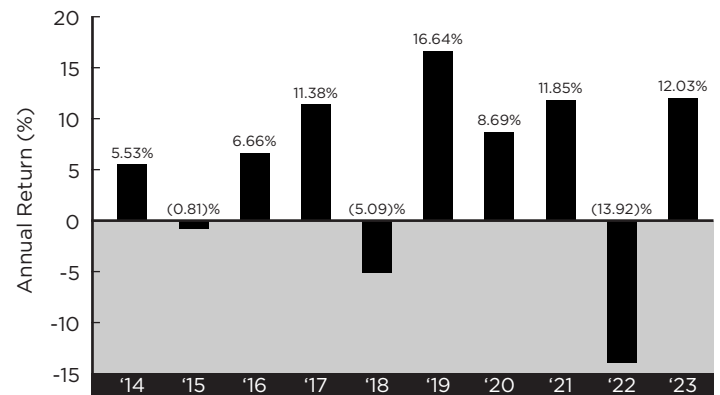
The bar chart includes the effects of Fund expenses but not sales charges. If sales charges were included, returns would be lower than those shown. The table includes the effects of Fund expenses and maximum sales charges and assumes that you sold your shares at the end of the period. The after-tax returns are calculated using the historical highest individual federal marginal income tax rates and do not reflect the impact of state and local taxes. Actual after-tax returns depend on an investor's tax situation and may differ from those shown, and after-tax returns are not relevant to investors who hold their Fund shares through tax-deferred arrangements such as individual retirement accounts. After-tax returns are only shown for Class A shares, and after-tax returns for Class S shares will vary. Returns after taxes on distributions and redemptions may be higher than before tax

returns and/or after taxes on distributions shown because they reflect the tax benefit of capital losses realized in the redemption of Fund shares.

How the Fund has performed in the past (before and after taxes) is not necessarily an indication of how it will perform in the future. Performance information provides some indication of the risks of investing in the Fund by showing changes in the Fund's performance over time.

Year-by-Year Total Return

Class A Shares



Best Quarter:	Q2 2020	+13.47%
Worst Quarter:	Q1 2020	(17.13)%

Average Annual Total Returns (Periods Ending December 31, 2023)

	1 Year	5 Years	10 Years
Class A (before taxes)	6.96%	5.49%	4.42%
Class A (after taxes on distributions)	5.76%	4.33%	2.98%
Class A (after taxes on distributions and redemptions)	4.21%	3.91%	2.99%
Class S (before taxes)	12.34%	6.73%	5.23%
Bloomberg U.S. Mortgage-Backed Securities Index (reflects no deduction for fees, expenses or taxes)	5.05%	0.25%	1.38%
Bloomberg U.S. High Yield Ba/B 2% Issuer Capped Index (reflects no deduction for fees, expenses or taxes)	12.56%	5.49%	4.64%
MSCI World Index - USD Net Returns (reflects no deduction for fees, expenses or taxes)	23.79%	12.80%	8.60%

Management

Investment Adviser

The Fund is managed by Thrivent Asset Management, LLC (“Thrivent Asset Mgt.” or the “Adviser”).

Portfolio Managers

The following individuals are jointly and primarily responsible for the day-to-day management of the Fund:

Name and Title	Portfolio Manager of the Fund Since
Stephen D. Lowe, CFA Chief Investment Strategist	August 2013
David R. Spangler, CFA Senior Portfolio Manager	February 2019
Theron G. Whitehorn, CFA Director of Fixed Income Quantitative Research	February 2021

Purchase and Sale of Fund Shares

You may purchase, redeem or exchange shares of the Fund through certain broker-dealers. You also may purchase Class S shares of the Fund directly from the Fund online at thriventfunds.com.

The minimum initial investment requirement for this Fund is \$2,000 and the minimum subsequent investment requirement is \$50 for taxable accounts. For IRA or tax-deferred accounts, the

minimum initial investment requirement for this Fund is \$1,000 and the minimum subsequent investment requirement is \$50. These investment requirements may be different, however, for investors investing in the Fund through an automatic investment plan or, for Class S shares, through certain fee-based investment advisory programs.

You may purchase or redeem Fund shares on days that the New York Stock Exchange is open. You may conduct such transactions by mail, telephone 800-847-4836, the Internet (thrivent.com or, for Class S shares, thriventfunds.com), the mobile app, by wire/ACH transfer or through an automatic investment plan (for purchases) or a systematic withdrawal plan (for redemptions), subject to certain limitations.

Tax Information

The Fund intends to make distributions that may be taxed as ordinary income or capital gains. Investing in the Fund through a retirement plan could have different tax consequences.

Payments to Broker-Dealers and Other Financial Intermediaries

If you purchase the Fund through a broker-dealer or other financial intermediary (such as an insurance company), the Fund and its related companies may pay the intermediary for the sale of Fund shares and related services. These payments may create a conflict of interest by influencing the broker-dealer or other intermediary and your financial professional to recommend the Fund over another investment. Ask your financial professional or visit your financial intermediary's website for more information.

Thrivent Diversified Income Plus Fund

Class S: THYFX | Class A: AAHYX

Investment Objective

Thrivent Diversified Income Plus Fund (the "Fund") seeks to maximize income while maintaining prospects for capital appreciation.

Fees and Expenses

The table below describes the fees and expenses that you may pay if you buy, hold and/or sell shares of the Fund. You may pay other fees, such as brokerage commissions and other fees to financial intermediaries, which are not reflected in the tables and examples below. For Class A shares, you may qualify for sales charge discounts if you and your family invest, or agree to invest in the future, at least \$50,000 in Class A shares of a fund or funds of Thrivent Mutual Funds. More information about these and other Class A sales charge discounts is available from your financial professional and in the "Class A Sales Charges" and "Ways to Eliminate or Reduce the Initial Class A Sales Charges" sections of the Fund's prospectus and the "Sales Charges" section under the heading "Purchase, Redemption and Pricing of Shares" of the Fund's Statement of Additional Information.

Shareholder Fees

(fees paid directly from your investment)

	Class S	Class A
Maximum Sales Charge (load) Imposed On Purchases (as a % of offering price)	None	4.50%
Maximum Deferred Sales Charge (load) (as a % of the net asset value)	None	None

Annual Fund Operating Expenses

(expenses that you pay each year as a percentage of the value of your investment)

	Class S	Class A
Management Fees	0.52%	0.52%
Distribution and Shareholder Service (12b-1) Fees	None	0.25%
Other Expenses	0.16%	0.16%
Acquired Fund Fees and Expenses	0.02%	0.02%
Total Annual Fund Operating Expenses	0.70%	0.95%

Example

The example below is intended to help you compare the cost of investing in the Fund with the cost of investing in other mutual funds.

The example assumes that you invest \$10,000 in the Fund for the time periods indicated and then redeem all of your shares at the end of those periods. For Class A shares, the example includes the initial sales charge. The example also assumes that your investment has a 5% return each year, and that the Fund's operating expenses remain the same. Although your actual cost may be higher or lower, based on these assumptions your cost would be:

	1 Year	3 Years	5 Years	10 Years
Class S	\$72	\$224	\$390	\$871
Class A	\$543	\$739	\$952	\$1,564

Portfolio Turnover

The Fund pays transaction costs, such as commissions, when it buys and sells securities (or "turns over" its portfolio). A higher portfolio turnover rate may indicate higher transaction costs and may result in higher taxes when Fund shares are held in a taxable account. These costs, which are not reflected in annual fund operating expenses or in the example, affect the Fund's performance. During the most recent fiscal year, the Fund's portfolio turnover rate was 80% of the average value of its portfolio.

Principal Strategies

Under normal circumstances, the Fund invests in a combination of equity securities and debt securities within the ranges shown in the following table:

Broad Asset Category	Target Allocation	Allocation Range
Debt Securities	80%	60-95%
Equity Securities	20%	5-40%

The equity securities in which the Fund invests may include common stock, preferred stock, securities convertible into common stock, or securities or other instruments the price of which is linked to the value of common stock.

The debt securities in which the Fund invests may be of any maturity or credit quality, including high yield, high risk bonds, notes, debentures and other debt obligations commonly known as "junk bonds." At the time of purchase, these high-yield securities are rated below BBB- by S&P, or Baa3 by Moody's, or unrated but considered to be of comparable quality by the Adviser. The Fund may also invest in investment-grade corporate bonds, asset-backed securities, mortgage-backed securities (including commercially backed ones), convertible bonds, and sovereign and emerging market debt (both U.S. dollar and non-U.S. dollar denominated).

The Fund may invest in foreign securities, including those of issuers in emerging markets. An "emerging market" country is any country determined by the Adviser to have an emerging market economy, considering factors such as the country's credit rating, its political and economic stability and the development of its financial and capital markets.

The Fund utilizes derivatives primarily in the form of U.S. Treasury futures contracts in order to manage the Fund's duration, or interest rate risk. The Fund may enter into derivatives contracts traded on exchanges or in the over the counter market.

The Fund may also pursue its investment strategy by investing in other mutual funds managed by the Adviser or an affiliate.

The Adviser uses fundamental, quantitative and technical investment research techniques to determine what to buy and sell. Fundamental techniques assess a security's value based on

an issuer's financial profile, management, and business prospects while quantitative and technical techniques involve a more data-oriented analysis of financial information, market trends and price movements.

Principal Risks

The Fund is subject to the following principal investment risks, which you should review carefully and in entirety. The Fund may not achieve its investment objective and you could lose money by investing in the Fund.

Interest Rate Risk. Interest rate risk is the risk that prices of debt securities decline in value when interest rates rise for debt securities that pay a fixed rate of interest. Debt securities with longer durations (a measure of price sensitivity of a bond or bond fund to changes in interest rates) or maturities (i.e., the amount of time until a bond's issuer must pay its principal or face value) tend to be more sensitive to changes in interest rates than debt securities with shorter durations or maturities. Changes in general economic conditions, inflation, and monetary policies, such as certain types of interest rate changes by the Federal Reserve, could affect interest rates and the value of some securities. During periods of low interest rates or when inflation rates are high or rising, the Fund may be subject to a greater risk of rising interest rates.

Equity Security Risk. Equity securities held by the Fund may decline significantly in price, sometimes rapidly or unpredictably, over short or extended periods of time, and such declines may occur because of declines in the equity market as a whole, or because of declines in only a particular country, geographic region, company, industry, or sector of the market. From time to time, the Fund may invest a significant portion of its assets in companies in one particular country or geographic region or one or more related sectors or industries, which would make the Fund more vulnerable to adverse developments affecting such countries, geographic regions, sectors or industries. Equity securities are generally more volatile than most debt securities.

Credit Risk. Credit risk is the risk that an issuer of a debt security to which the Fund is exposed may no longer be able or willing to pay its debt. As a result of such an event, the debt security may decline in price and affect the value of the Fund.

Allocation Risk. The Fund's investment performance depends upon how its assets are allocated across broad asset categories and applicable sub-classes within such categories. Some broad asset categories and sub-classes may perform below expectations or the securities markets generally over short and extended periods. Therefore, a principal risk of investing in the Fund is that the allocation strategies used and the allocation decisions made will not produce the desired results.

Conflicts of Interest Risk. An investment in the Fund is subject to a number of actual or potential conflicts of interest. For example, the Adviser or its affiliates may provide services to the Fund for which the Fund would compensate the Adviser and/or such affiliates. The Fund may invest in other pooled investment vehicles sponsored, managed, or otherwise affiliated with the Adviser, including other Funds. The Adviser may have an incentive (financial or otherwise) to enter into transactions or arrangements on behalf of the Fund with itself or its affiliates in circumstances where it might not have done so otherwise.

The Adviser or its affiliates manage other investment funds and/or accounts (including proprietary accounts) and have other clients with investment objectives and strategies that are similar to, or

overlap with, the investment objective and strategy of the Fund, creating conflicts of interest in investment and allocation decisions regarding the allocation of investments that could be appropriate for the Fund and other clients of the Adviser or their affiliates.

Derivatives Risk. The use of derivatives (such as futures) involves additional risks and transaction costs which could leave the Fund in a worse position than if it had not used these instruments. The Fund utilizes futures on U.S. Treasuries in order to manage duration. The use of derivatives can lead to losses because of adverse movements in the price or value of the underlying asset, index or rate, which may be magnified by certain features of the contract. Changes in the value of the derivative may not correlate as intended with the underlying asset, rate or index, and the Fund could lose much more than the original amount invested. Derivatives can be highly volatile, illiquid and difficult to value. Certain derivatives may also be subject to counterparty risk, which is the risk that the other party in the transaction will not fulfill its contractual obligations due to its financial condition, market events, or other reasons.

Emerging Markets Risk. The risks and volatility of investing in foreign securities is increased in connection with investments in emerging markets. The economic, political and market structures of developing countries in emerging markets, in most cases, are not as strong as the structures in the U.S. or other developed countries in terms of wealth, stability, liquidity and transparency. A Fund may not achieve its investment objective and portfolio performance will likely be negatively affected by portfolio exposure to countries and corporations domiciled in, or with revenue exposures to, countries in the midst of, among other things, hyperinflation, currency devaluation, trade disagreements, sudden political upheaval or interventionist government policies, and the risks of such events are heightened within emerging market countries. Fund performance may also be negatively affected by portfolio exposure to countries and corporations domiciled in, or with revenue exposures to, countries with less developed or unreliable legal, tax, regulatory, accounting, recordkeeping and corporate governance systems and standards. In particular, there may be less publicly available and transparent information about issuers in emerging markets than would be available about issuers in more developed capital markets because such issuers may not be subject to accounting, auditing and financial reporting standards and requirements comparable to those to which U.S. companies are subject. Emerging markets may also have differing legal systems, many of which provide fewer security holder rights and practical remedies to pursue claims than are available for securities of companies in the U.S. or other developed countries, including class actions or fraud claims. Significant buying or selling actions by a few major investors may also heighten the volatility of emerging market securities.

Foreign Currency Risk. The value of a foreign currency may decline against the U.S. dollar, which would reduce the dollar value of securities denominated in that currency. The overall impact of such a decline of foreign currency can be significant, unpredictable, and long lasting, depending on the currencies represented, how each one appreciates or depreciates in relation to the U.S. dollar, and whether currency positions are hedged. Under normal conditions, the Fund does not engage in extensive foreign currency hedging programs. Further, exchange rate movements are volatile, and it is not possible to effectively hedge the currency risks of many developing countries.

Foreign Securities Risk. Foreign securities generally carry more risk and are more volatile than their domestic counterparts, in part because of potential for higher political and economic risks, lack of reliable information and fluctuations in currency exchange rates where investments are denominated in currencies other than the U.S. dollar. Certain events in foreign markets may adversely affect foreign and domestic issuers, including interruptions in the global supply chain, market closures, war, terrorism, natural disasters and outbreak of infectious diseases. The Fund's investment in any country could be subject to governmental actions such as capital or currency controls, nationalizing a company or industry, expropriating assets, or imposing punitive taxes that would have an adverse effect on security prices, and impair the Fund's ability to repatriate capital or income. Foreign securities may also be more difficult to resell than comparable U.S. securities because the markets for foreign securities are often less liquid. Even when a foreign security increases in price in its local currency, the appreciation may be diluted by adverse changes in exchange rates when the security's value is converted to U.S. dollars. Foreign withholding taxes also may apply and errors and delays may occur in the settlement process for foreign securities.

High Yield Risk. High yield securities – commonly known as “junk bonds” – to which the Fund is exposed are considered predominantly speculative with respect to the issuer's continuing ability to make principal and interest payments. If the issuer of the security is in default with respect to interest or principal payments, the value of the Fund may be negatively affected. High yield securities generally have a less liquid resale market.

Investment Adviser Risk. The Fund is actively managed and the success of its investment strategy depends significantly on the skills of the Adviser in assessing the potential of the investments in which the Fund invests. The assessment of potential Fund investments may prove incorrect, resulting in losses or poor performance, even in rising markets. There is also no guarantee that the Adviser will be able to effectively implement the Fund's investment objective.

Issuer Risk. Issuer risk is the possibility that factors specific to an issuer to which the Fund is exposed will affect the market prices of the issuer's securities and therefore the value of the Fund.

Large Cap Risk. Large-sized companies may be unable to respond quickly to new competitive challenges such as changes in technology. They may also not be able to attain the high growth rate of successful smaller companies, especially during extended periods of economic expansion.

Liquidity Risk. Liquidity is the ability to sell a security relatively quickly for a price that most closely reflects the actual value of the security. To the extent that dealers do not maintain inventories of bonds that keep pace with the growth of the bond markets over time, relatively low levels of dealer inventories could lead to decreased liquidity and increased volatility in the fixed income markets, particularly during periods of economic or market stress. As a result of this decreased liquidity, the Fund may have to accept a lower price to sell a security, sell other securities to raise cash, or give up an investment opportunity, any of which could have a negative effect on performance.

Market Risk. Over time, securities markets generally tend to move in cycles with periods when security prices rise and periods when security prices decline. The value of the Fund's investments may move with these cycles and, in some instances, increase or decrease more than the applicable market(s) as

measured by the Fund's benchmark index(es). The securities markets may also decline because of factors that affect a particular industry or market sector, or due to impacts from domestic or global events, including regulatory events, economic downturn, government shutdowns, the spread of infectious illness such as the outbreak of COVID-19, public health crises, war, terrorism, social unrest, recessions, natural disasters or similar events.

Mortgage-Backed and Other Asset-Backed Securities Risk.

The value of mortgage-backed and asset-backed securities are influenced by the factors affecting the housing market and the assets underlying such securities. As a result, during periods of declining asset value, difficult or frozen credit markets, swings in interest rates, or deteriorating economic conditions, mortgage-related and asset-backed securities may decline in value, face valuation difficulties, become more volatile and/or become illiquid. In addition, both mortgage-backed and asset-backed securities are sensitive to changes in the repayment patterns of the underlying security. If the principal payment on the underlying asset is repaid faster or slower than the holder of the asset-backed or mortgage-backed security anticipates, the price of the security may fall, particularly if the holder must reinvest the repaid principal at lower rates or must continue to hold the security when interest rates rise. This effect may cause the value of the Fund to decline and reduce the overall return of the Fund. Mortgage-backed securities are also subject to extension risk, which is the risk that when interest rates rise, certain mortgage-backed securities are paid in full by the issuer more slowly than anticipated. This can cause the market value of the security to fall because the market may view its interest rate as low for a longer-term investment.

Other Funds Risk. Because the Fund invests in other funds, the performance of the Fund is dependent, in part, upon the performance of other funds in which the Fund may invest. As a result, the Fund is subject to the same risks as those faced by the other funds. In addition, other funds may be subject to additional fees and expenses that are borne by the Fund.

Preferred Securities Risk. There are certain additional risks associated with investing in preferred securities, including, but not limited to, preferred securities may include provisions that permit the issuer, at its discretion, to defer or omit distributions for a stated period without any adverse consequences to the issuer; preferred securities are generally subordinated to bonds and other debt instruments in a company's capital structure in terms of having priority to corporate income and liquidation payments, and therefore are subject to greater credit risk than more senior debt instruments; preferred securities may be substantially less liquid than many other securities, such as common stocks or U.S. Government securities; generally, traditional preferred securities offer no voting rights with respect to the issuing company unless preferred dividends have been in arrears for a specified number of periods, at which time the preferred security holders may elect a number of directors to the issuer's board; and in certain varying circumstances, an issuer of preferred securities may redeem the securities prior to a specified date.

Prepayment Risk. When interest rates fall, certain obligations are paid off by the obligor more quickly than originally anticipated, and a Fund may have to invest the proceeds in securities with lower yields. In periods of falling interest rates, the rate of prepayments tends to increase (as does price fluctuation) as borrowers are motivated to pay off debt and refinance at new lower rates. During such periods, reinvestment of the prepayment proceeds by the management team will generally be at lower

rates of return than the return on the assets that were prepaid. Prepayment generally reduces the yield to maturity and the average life of the security.

Quantitative Investing Risk. Securities selected according to a quantitative analysis methodology can perform differently from the market as a whole based on the model and the factors used in the analysis, the weight placed on each factor and changes in the factor's historical trends. Such models are based on assumptions relating to these and other market factors, and the models may not take into account certain factors, or perform as intended, and may result in a decline in the value of the Fund's portfolio. Among other risks, results generated by such models may be impaired by errors in human judgment, data imprecision, software or other technology systems malfunctions, or programming flaws. Such models may not perform as expected or may underperform in periods of market volatility.

Performance

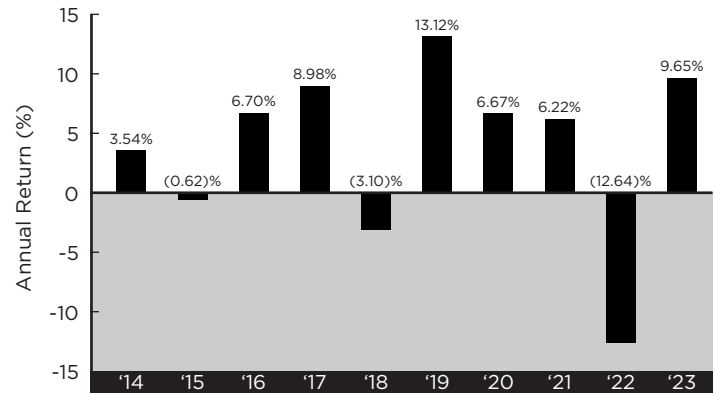
The following bar chart and table provide an indication of the risks of investing in the Fund. The bar chart shows changes in the Fund's performance from year to year for Class A. The table shows how the Fund's average annual returns for one-, five- and ten-year periods compared to broad-based securities market indices. The index descriptions appear in the "Index Descriptions" section of the prospectus. Call 800-847-4836 or visit thriventfunds.com for performance results current to the most recent month-end.

The bar chart includes the effects of Fund expenses but not sales charges. If sales charges were included, returns would be lower than those shown. The table includes the effects of Fund expenses and maximum sales charges and assumes that you sold your shares at the end of the period. The after-tax returns are calculated using the historical highest individual federal marginal income tax rates and do not reflect the impact of state and local taxes. Actual after-tax returns depend on an investor's tax situation and may differ from those shown, and after-tax returns are not relevant to investors who hold their Fund shares through tax-deferred arrangements such as individual retirement accounts. After-tax returns are only shown for Class A shares, and after-tax returns for Class S shares will vary. Returns after taxes on distributions and redemptions may be higher than before tax returns and/or after taxes on distributions shown because they reflect the tax benefit of capital losses realized in the redemption of Fund shares.

How the Fund has performed in the past (before and after taxes) is not necessarily an indication of how it will perform in the future. Performance information provides some indication of the risks of investing in the Fund by showing changes in the Fund's performance over time.

Year-by-Year Total Return

Class A Shares



Best Quarter:	Q2 2020	+9.37%
Worst Quarter:	Q1 2020	(11.91)%

Average Annual Total Returns (Periods Ending December 31, 2023)

	1 Year	5 Years	10 Years
Class A (before taxes)	4.68%	3.24%	3.12%
Class A (after taxes on distributions)	3.05%	1.82%	1.63%
Class A (after taxes on distributions and redemptions)	2.78%	2.00%	1.85%
Class S (before taxes)	10.05%	4.47%	3.88%
Bloomberg U.S. Mortgage-Backed Securities Index (reflects no deduction for fees, expenses or taxes)	5.05%	0.25%	1.38%
Bloomberg U.S. High Yield Ba/B 2% Issuer Capped Index (reflects no deduction for fees, expenses or taxes)	12.56%	5.49%	4.64%
MSCI World Index - USD Net Returns (reflects no deduction for fees, expenses or taxes)	23.79%	12.80%	8.60%

Management

Investment Adviser

The Fund is managed by Thrivent Asset Management, LLC ("Thrivent Asset Mgt." or the "Adviser").

Portfolio Managers

The following individuals are jointly and primarily responsible for the day-to-day management of the Fund:

Name and Title	Portfolio Manager of the Fund Since
Stephen D. Lowe, CFA Chief Investment Strategist	May 2015
Theron G. Whitehorn, CFA Director of Fixed Income Quantitative Research	February 2021
David R. Spangler, CFA Senior Portfolio Manager	May 2022

Purchase and Sale of Fund Shares

You may purchase, redeem or exchange shares of the Fund through certain broker-dealers. You also may purchase Class S shares of the Fund directly from the Fund online at thriventfunds.com.

The minimum initial investment requirement for this Fund is \$2,000 and the minimum subsequent investment requirement is \$50 for taxable accounts. For IRA or tax-deferred accounts, the minimum initial investment requirement for this Fund is \$1,000 and the minimum subsequent investment requirement is \$50. These investment requirements may be different, however, for investors investing in the Fund through an automatic investment plan or, for Class S shares, through certain fee-based investment advisory programs.

You may purchase or redeem Fund shares on days that the New York Stock Exchange is open. You may conduct such transactions by mail, telephone 800-847-4836, the Internet (thrivent.com or, for Class S shares, thriventfunds.com), the mobile app, by wire/ACH transfer or through an automatic investment plan (for purchases) or a systematic withdrawal plan (for redemptions), subject to certain limitations.

Tax Information

The Fund intends to make distributions that may be taxed as ordinary income or capital gains. Investing in the Fund through a retirement plan could have different tax consequences.

Payments to Broker-Dealers and Other Financial Intermediaries

If you purchase the Fund through a broker-dealer or other financial intermediary (such as an insurance company), the Fund and its related companies may pay the intermediary for the sale of Fund shares and related services. These payments may create a conflict of interest by influencing the broker-dealer or other intermediary and your financial professional to recommend the Fund over another investment. Ask your financial professional or visit your financial intermediary's website for more information.

Thrivent Global Stock Fund

Class S: IILGX | Class A: AALGX

Investment Objective

Thrivent Global Stock Fund (the "Fund") seeks long-term capital growth.

Fees and Expenses

The table below describes the fees and expenses that you may pay if you buy, hold and/or sell shares of the Fund. You may pay other fees, such as brokerage commissions and other fees to financial intermediaries, which are not reflected in the tables and examples below. For Class A shares, you may qualify for sales charge discounts if you and your family invest, or agree to invest in the future, at least \$50,000 in Class A shares of a fund or funds of Thrivent Mutual Funds. More information about these and other Class A sales charge discounts is available from your financial professional and in the "Class A Sales Charges" and "Ways to Eliminate or Reduce the Initial Class A Sales Charges" sections of the Fund's prospectus and the "Sales Charges" section under the heading "Purchase, Redemption and Pricing of Shares" of the Fund's Statement of Additional Information.

Shareholder Fees

(fees paid directly from your investment)

	Class S	Class A
Maximum Sales Charge (load) Imposed On Purchases (as a % of offering price)	None	4.50%
Maximum Deferred Sales Charge (load) (as a % of the net asset value)	None	None

Annual Fund Operating Expenses

(expenses that you pay each year as a percentage of the value of your investment)

	Class S	Class A
Management Fees	0.56%	0.56%
Distribution and Shareholder Service (12b-1) Fees	None	0.25%
Other Expenses	0.11%	0.18%
Total Annual Fund Operating Expenses	0.67%	0.99%

Example

The example below is intended to help you compare the cost of investing in the Fund with the cost of investing in other mutual funds.

The example assumes that you invest \$10,000 in the Fund for the time periods indicated and then redeem all of your shares at the end of those periods. For Class A shares, the example includes the initial sales charge. The example also assumes that your investment has a 5% return each year, and that the Fund's operating expenses remain the same. Although your actual cost may be higher or lower, based on these assumptions your cost would be:

	1 Year	3 Years	5 Years	10 Years
Class S	\$68	\$214	\$373	\$835
Class A	\$546	\$751	\$972	\$1,608

Portfolio Turnover

The Fund pays transaction costs, such as commissions, when it buys and sells securities (or "turns over" its portfolio). A higher portfolio turnover rate may indicate higher transaction costs and may result in higher taxes when Fund shares are held in a taxable account. These costs, which are not reflected in annual fund operating expenses or in the example, affect the Fund's performance. During the most recent fiscal year, the Fund's portfolio turnover rate was 62% of the average value of its portfolio.

Principal Strategies

Under normal circumstances, the Fund invests at least 80% of its net assets in equity securities of domestic and international companies. Under normal market conditions, the Fund invests approximately 40% of its net assets in foreign assets. However, the Fund could invest a much lower percentage of its net assets in foreign assets depending on market conditions. An asset may be determined to be foreign based on the issuer's domicile, principal place of business, stock exchange listing, source of revenue, or other factors. Foreign securities may also include depository receipts. Should the Adviser change the investments used for purposes of this 80% threshold, you will be notified at least 60 days prior to the change.

The Fund will generally make the following allocations among the broad asset classes listed below:

U.S. large-cap equity	0-60%
U.S. mid-cap equity	0-25%
U.S. small-cap equity	0-25%
Developed international equity	0-60%
Emerging markets equity	0-25%

The Fund's actual holdings in each broad asset category may be outside the applicable allocation range from time to time due to differing investment performances among asset classes. These allocations may change without shareholder approval or advance notice to shareholders to the extent consistent with applicable law.

The Fund seeks to achieve its investment objective by investing primarily in domestic and foreign common stocks. The Fund may buy and sell futures contracts to either hedge its exposure or obtain exposure to certain investments. The Adviser uses fundamental, quantitative, and technical investment research techniques to determine what stocks to buy and sell.

Fundamental techniques assess a security's value based on an issuer's financial profile, management, and business prospects while quantitative and technical techniques involve a more data-oriented analysis of financial information, market trends and price movements. The Fund may sell securities for a variety of reasons, such as to secure gains, limit losses, or reposition assets into more promising opportunities.

The Fund may also pursue its investment strategy by investing in other mutual funds managed by the Adviser or an affiliate.

Principal Risks

The Fund is subject to the following principal investment risks, which you should review carefully and in entirety. The Fund may not achieve its investment objective and you could lose money by investing in the Fund.

Equity Security Risk. Equity securities held by the Fund may decline significantly in price, sometimes rapidly or unpredictably, over short or extended periods of time, and such declines may occur because of declines in the equity market as a whole, or because of declines in only a particular country, geographic region, company, industry, or sector of the market. From time to time, the Fund may invest a significant portion of its assets in companies in one particular country or geographic region or one or more related sectors or industries, which would make the Fund more vulnerable to adverse developments affecting such countries, geographic regions, sectors or industries. Equity securities are generally more volatile than most debt securities.

Allocation Risk. The Fund's investment performance depends upon how its assets are allocated across broad asset categories and applicable sub-classes within such categories. Some broad asset categories and sub-classes may perform below expectations or the securities markets generally over short and extended periods. Therefore, a principal risk of investing in the Fund is that the allocation strategies used and the allocation decisions made will not produce the desired results.

Large Cap Risk. Large-sized companies may be unable to respond quickly to new competitive challenges such as changes in technology. They may also not be able to attain the high growth rate of successful smaller companies, especially during extended periods of economic expansion.

Derivatives Risk. The use of derivatives (such as futures) involves additional risks and transaction costs which could leave the Fund in a worse position than if it had not used these instruments. The Fund utilizes equity futures in order to increase or decrease its exposure to various asset classes at a lower cost than trading stocks directly. The use of derivatives can lead to losses because of adverse movements in the price or value of the underlying asset, index or rate, which may be magnified by certain features of the contract. Changes in the value of the derivative may not correlate as intended with the underlying asset, rate or index, and the Fund could lose much more than the original amount invested. Derivatives can be highly volatile, illiquid and difficult to value. Certain derivatives may also be subject to counterparty risk, which is the risk that the other party in the transaction will not fulfill its contractual obligations due to its financial condition, market events, or other reasons.

Emerging Markets Risk. The risks and volatility of investing in foreign securities is increased in connection with investments in emerging markets. The economic, political and market structures of developing countries in emerging markets, in most cases, are not as strong as the structures in the U.S. or other developed countries in terms of wealth, stability, liquidity and transparency. A Fund may not achieve its investment objective and portfolio performance will likely be negatively affected by portfolio exposure to countries and corporations domiciled in, or with revenue exposures to, countries in the midst of, among other things, hyperinflation, currency devaluation, trade disagreements,

sudden political upheaval or interventionist government policies, and the risks of such events are heightened within emerging market countries. Fund performance may also be negatively affected by portfolio exposure to countries and corporations domiciled in, or with revenue exposures to, countries with less developed or unreliable legal, tax, regulatory, accounting, recordkeeping and corporate governance systems and standards. In particular, there may be less publicly available and transparent information about issuers in emerging markets than would be available about issuers in more developed capital markets because such issuers may not be subject to accounting, auditing and financial reporting standards and requirements comparable to those to which U.S. companies are subject. Emerging markets may also have differing legal systems, many of which provide fewer security holder rights and practical remedies to pursue claims than are available for securities of companies in the U.S. or other developed countries, including class actions or fraud claims. Significant buying or selling actions by a few major investors may also heighten the volatility of emerging market securities.

Foreign Currency Risk. The value of a foreign currency may decline against the U.S. dollar, which would reduce the dollar value of securities denominated in that currency. The overall impact of such a decline of foreign currency can be significant, unpredictable, and long lasting, depending on the currencies represented, how each one appreciates or depreciates in relation to the U.S. dollar, and whether currency positions are hedged. Under normal conditions, the Fund does not engage in extensive foreign currency hedging programs. Further, exchange rate movements are volatile, and it is not possible to effectively hedge the currency risks of many developing countries.

Foreign Securities Risk. Foreign securities generally carry more risk and are more volatile than their domestic counterparts, in part because of potential for higher political and economic risks, lack of reliable information and fluctuations in currency exchange rates where investments are denominated in currencies other than the U.S. dollar. Certain events in foreign markets may adversely affect foreign and domestic issuers, including interruptions in the global supply chain, market closures, war, terrorism, natural disasters and outbreak of infectious diseases. The Fund's investment in any country could be subject to governmental actions such as capital or currency controls, nationalizing a company or industry, expropriating assets, or imposing punitive taxes that would have an adverse effect on security prices, and impair the Fund's ability to repatriate capital or income. Foreign securities may also be more difficult to resell than comparable U.S. securities because the markets for foreign securities are often less liquid. Even when a foreign security increases in price in its local currency, the appreciation may be diluted by adverse changes in exchange rates when the security's value is converted to U.S. dollars. Foreign withholding taxes also may apply and errors and delays may occur in the settlement process for foreign securities.

Futures Contract Risk. The value of a futures contract tends to increase and decrease in tandem with the value of the underlying instrument. The price of futures can be highly volatile; using them could lower total return, and the potential loss from futures can exceed the Fund's initial investment in such contracts. In addition, the value of the futures contract may not accurately track the value of the underlying instrument.

Investment Adviser Risk. The Fund is actively managed and the success of its investment strategy depends significantly on the skills of the Adviser in assessing the potential of the investments in which the Fund invests. The assessment of potential Fund investments may prove incorrect, resulting in losses or poor performance, even in rising markets. There is also no guarantee that the Adviser will be able to effectively implement the Fund's investment objective.

Issuer Risk. Issuer risk is the possibility that factors specific to an issuer to which the Fund is exposed will affect the market prices of the issuer's securities and therefore the value of the Fund.

Market Risk. Over time, securities markets generally tend to move in cycles with periods when security prices rise and periods when security prices decline. The value of the Fund's investments may move with these cycles and, in some instances, increase or decrease more than the applicable market(s) as measured by the Fund's benchmark index(es). The securities markets may also decline because of factors that affect a particular industry or market sector, or due to impacts from domestic or global events, including regulatory events, economic downturn, government shutdowns, the spread of infectious illness such as the outbreak of COVID-19, public health crises, war, terrorism, social unrest, recessions, natural disasters or similar events.

Mid Cap Risk. Medium-sized companies often have greater price volatility, lower trading volume, and less liquidity than larger, more-established companies. These companies tend to have smaller revenues, narrower product lines, less management depth and experience, smaller shares of their product or service markets, fewer financial resources, and less competitive strength than larger companies.

Other Funds Risk. Because the Fund invests in other funds, the performance of the Fund is dependent, in part, upon the performance of other funds in which the Fund may invest. As a result, the Fund is subject to the same risks as those faced by the other funds. In addition, other funds may be subject to additional fees and expenses that are borne by the Fund.

Quantitative Investing Risk. Securities selected according to a quantitative analysis methodology can perform differently from the market as a whole based on the model and the factors used in the analysis, the weight placed on each factor and changes in the factor's historical trends. Such models are based on assumptions relating to these and other market factors, and the models may not take into account certain factors, or perform as intended, and may result in a decline in the value of the Fund's portfolio. Among other risks, results generated by such models may be impaired by errors in human judgment, data imprecision, software or other technology systems malfunctions, or programming flaws. Such models may not perform as expected or may underperform in periods of market volatility.

Small Cap Risk. Smaller, less seasoned companies often have greater price volatility, lower trading volume, and less liquidity than larger, more established companies. These companies tend to have small revenues, narrower product lines, less management depth and experience, small shares of their product or service markets, fewer financial resources, and less competitive strength than larger companies. Such companies seldom pay significant dividends that could soften the impact of a falling market on returns.

Performance

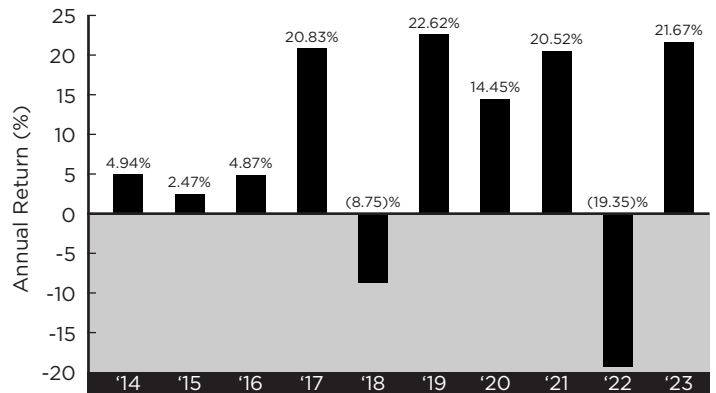
The following bar chart and table provide an indication of the risks of investing in the Fund. The bar chart shows changes in the Fund's performance from year to year for Class A shares. The table shows how the Fund's average annual returns for one-, five- and ten-year periods compared to a broad-based securities market index. The index description appears in the "Index Descriptions" section of the prospectus. Call 800-847-4836 or visit thriventfunds.com for performance results current to the most recent month-end.

The bar chart includes the effects of Fund expenses, but not sales charges. If sales charges were included, returns would be lower than those shown. The table includes the effects of Fund expenses and maximum sales charges and assumes that you sold your shares at the end of the period. The after-tax returns are calculated using the historical highest individual federal marginal income tax rates and do not reflect the impact of state and local taxes. Actual after-tax returns depend on an investor's tax situation and may differ from those shown, and after-tax returns are not relevant to investors who hold their Fund shares through tax-deferred arrangements such as individual retirement accounts. After-tax returns are only shown for Class A shares, and after-tax returns for Class S shares will vary. Returns after taxes on distributions and redemptions may be higher than before tax returns and/or after taxes on distributions shown because they reflect the tax benefit of capital losses realized in the redemption of Fund shares.

How the Fund has performed in the past (before and after taxes) is not necessarily an indication of how it will perform in the future. Performance information provides some indication of the risks of investing in the Fund by showing changes in the Fund's performance over time.

Year-by-Year Total Return

Class A Shares



Best Quarter:	Q2 2020	+20.50%
Worst Quarter:	Q1 2020	(22.89)%

Average Annual Total Returns
(Periods Ending December 31, 2023)

	1 Year	5 Years	10 Years
Class A (before taxes)	16.18%	9.65%	7.02%
Class A (after taxes on distributions)	14.66%	7.64%	5.09%
Class A (after taxes on distributions and redemptions)	10.56%	7.34%	5.19%
Class S (before taxes)	22.09%	11.04%	7.90%
MSCI All Country World Index - USD Net Returns (reflects no deduction for fees, expenses or taxes)	22.20%	11.72%	7.93%

Management

Investment Adviser

The Fund is managed by Thrivent Asset Management, LLC (“Thrivent Asset Mgt.” or the “Adviser”).

Portfolio Managers

The following individuals are jointly and primarily responsible for the day-to-day management of the Fund:

Name and Title	Portfolio Manager of the Fund Since
Kurt J. Lauber, CFA Senior Portfolio Manager	March 2013
Noah J. Monsen, CFA Senior Portfolio Manager	February 2018
Lauri A. Brunner Senior Portfolio Manager	September 2018
David R. Spangler, CFA Senior Portfolio Manager	February 2019

Purchase and Sale of Fund Shares

You may purchase, redeem or exchange shares of the Fund through certain broker-dealers. You also may purchase Class S shares of the Fund directly from the Fund online at thriventfunds.com.

The minimum initial investment requirement for this Fund is \$2,000 and the minimum subsequent investment requirement is \$50 for taxable accounts. For IRA or tax-deferred accounts, the minimum initial investment requirement for this Fund is \$1,000 and the minimum subsequent investment requirement is \$50. These investment requirements may be different, however, for investors investing in the Fund through an automatic investment plan or, for Class S shares, through certain fee-based investment advisory programs.

You may purchase or redeem Fund shares on days that the New York Stock Exchange is open. You may conduct such transactions by mail, telephone 800-847-4836, the Internet (thrivent.com or, for Class S shares, thriventfunds.com), the mobile app, by wire/ACH transfer or through an automatic investment plan (for purchases) or a systematic withdrawal plan (for redemptions), subject to certain limitations.

Tax Information

The Fund intends to make distributions that may be taxed as ordinary income or capital gains. Investing in the Fund through a retirement plan could have different tax consequences.

Payments to Broker-Dealers and Other Financial Intermediaries

If you purchase the Fund through a broker-dealer or other financial intermediary (such as an insurance company), the Fund and its related companies may pay the intermediary for the sale of Fund shares and related services. These payments may create a conflict of interest by influencing the broker-dealer or other intermediary and your financial professional to recommend the Fund over another investment. Ask your financial professional or visit your financial intermediary’s website for more information.

Thrivent Government Bond Fund

Class S: TBFIX | Class A: TBFAX

Class A shares of Thrivent Government Bond Fund are closed to all purchases and exchanges into the Fund, other than the reinvestment of dividends by current Class A shareholders of the Fund.

Investment Objective

Thrivent Government Bond Fund (the "Fund") seeks total return, consistent with preservation of capital. The Fund's investment objective may be changed without shareholder approval.

Fees and Expenses

The table below describes the fees and expenses that you may pay if you buy, hold and/or sell shares of the Fund. You may pay other fees, such as brokerage commissions and other fees to financial intermediaries, which are not reflected in the tables and examples below. For Class A shares, you may qualify for sales charge discounts if you and your family invest, or agree to invest in the future, at least \$50,000 in Class A shares of a fund or funds of Thrivent Mutual Funds. More information about these and other Class A sales charge discounts is available from your financial professional and in the "Class A Sales Charges" and "Ways to Eliminate or Reduce the Initial Class A Sales Charges" sections of the Fund's prospectus and the "Sales Charges" section under the heading "Purchase, Redemption and Pricing of Shares" of the Fund's Statement of Additional Information.

Shareholder Fees

(fees paid directly from your investment)

	Class S	Class A
Maximum Sales Charge (load) Imposed On Purchases (as a % of offering price)	None	2.00%
Maximum Deferred Sales Charge (load) (as a % of the net asset value)	None	None

Annual Fund Operating Expenses

(expenses that you pay each year as a percentage of the value of your investment)

	Class S	Class A
Management Fees	0.40%	0.40%
Distribution and Shareholder Service (12b-1) Fees	None	0.13%
Other Expenses	0.30%	0.68%
Total Annual Fund Operating Expenses	0.70%	1.21%
Less Fee Waivers and/or Expense Reimbursements ¹	0.18%	0.41%
Total Annual Fund Operating Expenses After Fee Waivers and/or Expense Reimbursements	0.52%	0.80%

¹ The Adviser has contractually agreed, through at least February 28, 2025, to waive a portion of the management fees associated with the Class S and A shares of the Thrivent Government Bond Fund in order to limit the Total Annual Fund Operating Expenses After Fee Waivers and/or Expense Reimbursements to an annual rate of 0.52% and 0.80% of the average daily net assets of the Class S and A shares, respectively. This contractual provision, however, may be terminated before the indicated termination date upon the mutual agreement between the Independent Trustees of the Fund and the Adviser.

Example

The example below is intended to help you compare the cost of investing in the Fund with the cost of investing in other mutual funds.

The example assumes that you invest \$10,000 in the Fund for the time periods indicated and then redeem all of your shares at the end of those periods. For Class A shares, the example includes the initial sales charge. In addition, the example for the 1 Year period reflects the effect of the contractual fee waiver and/or expense reimbursement. The example also assumes that your investment has a 5% return each year, and that the Fund's operating expenses remain the same. Although your actual cost may be higher or lower, based on these assumptions your cost would be:

	1 Year	3 Years	5 Years	10 Years
Class S	\$53	\$206	\$372	\$854
Class A	\$280	\$537	\$813	\$1,601

Portfolio Turnover

The Fund pays transaction costs, such as commissions, when it buys and sells securities (or "turns over" its portfolio). A higher portfolio turnover rate may indicate higher transaction costs and may result in higher taxes when Fund shares are held in a taxable account. These costs, which are not reflected in annual fund operating expenses or in the example, affect the Fund's performance. During the most recent fiscal year, the Fund's portfolio turnover rate was 230% of the average value of its portfolio.

Principal Strategies

Under normal circumstances, the Fund invests at least 80% of its net assets (plus the amount of borrowings for investment purposes) in U.S. government bonds. For purposes of this disclosure, "U.S. government bonds" are debt instruments issued or guaranteed by the U.S. government or its agencies and instrumentalities, including U.S. Treasuries, Treasury Inflation Protected Securities (TIPS), U.S. Government Agency debt, and mortgage-backed securities issued or guaranteed by the Government National Mortgage Association (GNMA or Ginnie Mae), the Federal National Mortgage Association (FNMA or Fannie Mae) or the Federal Home Loan Mortgage Corporation (FHLMC or Freddie Mac). Should the Adviser change the investments used for purposes of this 80% threshold, you will be notified at least 60 days prior to the change.

The Fund's portfolio securities may be of any maturity. The Adviser uses fundamental and other investment research techniques to determine what debt obligations to buy and sell. Fundamental techniques assess a security's value based on an issuer's financial profile, management, and business prospects. The Fund seeks to achieve a return consisting of income earned on the Fund's investments plus capital appreciation, if any. The Fund may invest in U.S. dollar denominated sovereign debt of foreign governments.

The Fund utilizes derivatives primarily in the form of U.S. Treasury futures contracts in order to manage the Fund's duration, or

interest rate risk. The Fund may enter into derivatives contracts traded on exchanges or in the over the counter market.

Principal Risks

The Fund is subject to the following principal investment risks, which you should review carefully and in entirety. The Fund may not achieve its investment objective and you could lose money by investing in the Fund.

Government Securities Risk. The Fund invests in securities issued or guaranteed by the U.S. government or its agencies and instrumentalities (such as Federal Home Loan Bank, Ginnie Mae, Fannie Mae or Freddie Mac securities). Securities issued or guaranteed by Federal Home Loan Banks, Ginnie Mae, Fannie Mae or Freddie Mac are not issued directly by the U.S. government. Ginnie Mae is a wholly owned U.S. corporation that is authorized to guarantee, with the full faith and credit of the U.S. government, the timely payment of principal and interest of its securities. By contrast, securities issued or guaranteed by U.S. government-related organizations such as Federal Home Loan Banks, Fannie Mae and Freddie Mac are not backed by the full faith and credit of the U.S. government. No assurance can be given that the U.S. government would provide financial support to its agencies and instrumentalities if not required to do so by law. In addition, the value of U.S. government securities may be affected by changes in the credit rating of the U.S. government, which may be negatively impacted by rising levels of indebtedness. It is possible that issuers of U.S. government securities will not have the funds to meet their payment obligations in the future.

Mortgage-Backed and Other Asset-Backed Securities Risk. The value of mortgage-backed and asset-backed securities are influenced by the factors affecting the housing market and the assets underlying such securities. As a result, during periods of declining asset value, difficult or frozen credit markets, swings in interest rates, or deteriorating economic conditions, mortgage-related and asset-backed securities may decline in value, face valuation difficulties, become more volatile and/or become illiquid. In addition, both mortgage-backed and asset-backed securities are sensitive to changes in the repayment patterns of the underlying security. If the principal payment on the underlying asset is repaid faster or slower than the holder of the asset-backed or mortgage-backed security anticipates, the price of the security may fall, particularly if the holder must reinvest the repaid principal at lower rates or must continue to hold the security when interest rates rise. This effect may cause the value of the Fund to decline and reduce the overall return of the Fund. Mortgage-backed securities are also subject to extension risk, which is the risk that when interest rates rise, certain mortgage-backed securities are paid in full by the issuer more slowly than anticipated. This can cause the market value of the security to fall because the market may view its interest rate as low for a longer-term investment.

Interest Rate Risk. Interest rate risk is the risk that prices of debt securities decline in value when interest rates rise for debt securities that pay a fixed rate of interest. Debt securities with longer durations (a measure of price sensitivity of a bond or bond fund to changes in interest rates) or maturities (i.e., the amount of time until a bond's issuer must pay its principal or face value) tend to be more sensitive to changes in interest rates than debt securities with shorter durations or maturities. Changes in general economic conditions, inflation, and monetary policies, such as certain types of interest rate changes by the Federal Reserve, could affect interest rates and the value of some securities. During periods of low interest rates or when inflation rates are

high or rising, the Fund may be subject to a greater risk of rising interest rates.

Derivatives Risk. The use of derivatives (such as futures) involves additional risks and transaction costs which could leave the Fund in a worse position than if it had not used these instruments. The Fund utilizes futures on U.S. Treasuries in order to manage duration. The use of derivatives can lead to losses because of adverse movements in the price or value of the underlying asset, index or rate, which may be magnified by certain features of the contract. Changes in the value of the derivative may not correlate as intended with the underlying asset, rate or index, and the Fund could lose much more than the original amount invested. Derivatives can be highly volatile, illiquid and difficult to value. Certain derivatives may also be subject to counterparty risk, which is the risk that the other party in the transaction will not fulfill its contractual obligations due to its financial condition, market events, or other reasons.

Inflation-Linked Security Risk. Inflation-linked debt securities, such as TIPS, are subject to the effects of changes in market interest rates caused by factors other than inflation (real interest rates). In general, the price of an inflation-linked security tends to decrease when real interest rates increase and can increase when real interest rates decrease. Interest payments on inflation-linked securities are unpredictable and will fluctuate as the principal and interest are adjusted for inflation. Any increase in the principal amount of an inflation-linked debt security will be considered taxable ordinary income, even though the Fund will not receive the principal until maturity.

There can also be no assurance that the inflation index used will accurately measure the real rate of inflation in the prices of goods and services. The Fund's investments in inflation-linked securities may lose value in the event that the actual rate of inflation is different than the rate of the inflation index. In addition, inflation-linked securities are subject to the risk that the Consumer Price Index for All Urban Consumers (CPI-U) or other relevant pricing index may be discontinued, fundamentally altered in a manner materially adverse to the interests of an investor in the securities, altered by legislation or Executive Order in a materially adverse manner to the interests of an investor in the securities or substituted with an alternative index.

Investment Adviser Risk. The Fund is actively managed and the success of its investment strategy depends significantly on the skills of the Adviser in assessing the potential of the investments in which the Fund invests. The assessment of potential Fund investments may prove incorrect, resulting in losses or poor performance, even in rising markets. There is also no guarantee that the Adviser will be able to effectively implement the Fund's investment objective.

Liquidity Risk. Liquidity is the ability to sell a security relatively quickly for a price that most closely reflects the actual value of the security. To the extent that dealers do not maintain inventories of bonds that keep pace with the growth of the bond markets over time, relatively low levels of dealer inventories could lead to decreased liquidity and increased volatility in the fixed income markets, particularly during periods of economic or market stress. As a result of this decreased liquidity, the Fund may have to accept a lower price to sell a security, sell other securities to raise cash, or give up an investment opportunity, any of which could have a negative effect on performance.

Market Risk. Over time, securities markets generally tend to move in cycles with periods when security prices rise and periods when security prices decline. The value of the Fund's investments may move with these cycles and, in some instances,

increase or decrease more than the applicable market(s) as measured by the Fund's benchmark index(es). The securities markets may also decline because of factors that affect a particular industry or market sector, or due to impacts from domestic or global events, including regulatory events, economic downturn, government shutdowns, the spread of infectious illness such as the outbreak of COVID-19, public health crises, war, terrorism, social unrest, recessions, natural disasters or similar events.

Portfolio Turnover Rate Risk. The Fund may engage in active and frequent trading of portfolio securities in implementing its principal investment strategies. A high rate of portfolio turnover (100% or more) involves correspondingly greater expenses which are borne by the Fund and its shareholders and may also result in short-term capital gains taxable to shareholders.

Redemption Risk. The Fund may need to sell portfolio securities to meet redemption requests. The Fund could experience a loss when selling portfolio securities to meet redemption requests if there is (i) significant redemption activity by shareholders, including, for example, when a single investor or few large investors make a significant redemption of Fund shares, (ii) a disruption in the normal operation of the markets in which the Fund buys and sells portfolio securities or (iii) the inability of the Fund to sell portfolio securities because such securities are illiquid. In such events, the Fund could be forced to sell portfolio securities at unfavorable prices in an effort to generate sufficient cash to pay redeeming shareholders.

Sovereign Debt Risk. Sovereign debt securities are issued or guaranteed by foreign governmental entities. These investments are subject to the risk that a governmental entity may delay or refuse to pay interest or repay principal on its sovereign debt, due, for example, to cash flow problems, insufficient foreign currency reserves, political considerations, the relative size of the governmental entity's debt position in relation to the economy or the failure to put in place economic reforms required by the International Monetary Fund or other multilateral agencies. If a governmental entity defaults, it may ask for more time in which to pay or for further loans. There is no legal process for collecting sovereign debts that a government does not pay nor are there bankruptcy proceedings through which all or part of the sovereign debt that a governmental entity has not repaid may be collected.

Performance

The following bar chart and table provide an indication of the risks of investing in the Fund. The bar chart shows changes in the Fund's performance from year to year for Class A shares. The table shows how the Fund's average annual returns for one-, five- and ten-year periods compared to broad-based securities market indices. The index descriptions appear in the "Index Descriptions" section of the prospectus. Call 800-847-4836 or visit thriventfunds.com for performance results current to the most recent month-end.

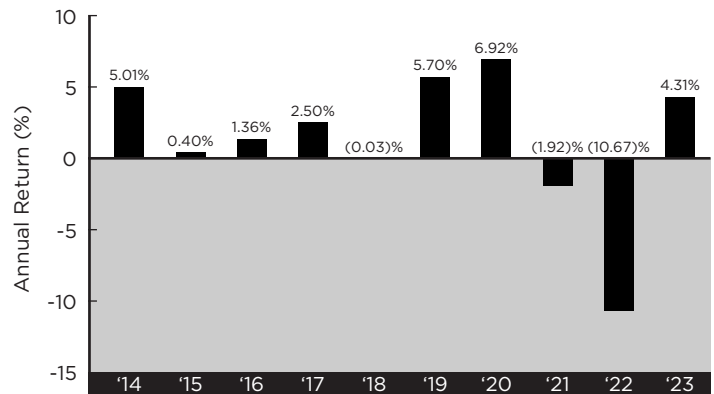
The bar chart includes the effects of Fund expenses, but not sales charges. If sales charges were included, returns would be lower than those shown. The table includes the effects of Fund expenses and maximum sales charges and assumes that you sold your shares at the end of the period. The after-tax returns are calculated using the historical highest individual federal marginal income tax rates and do not reflect the impact of state and local taxes. Actual after-tax returns depend on an investor's tax situation and may differ from those shown, and after-tax returns are not relevant to investors who hold their Fund shares through tax-deferred arrangements such as individual retirement

accounts. After-tax returns are only shown for Class A shares, and after-tax returns for Class S shares will vary. Returns after taxes on distributions and redemptions may be higher than before tax returns and/or after taxes on distributions shown because they reflect the tax benefit of capital losses realized in the redemption of Fund shares.

How the Fund has performed in the past (before and after taxes) is not necessarily an indication of how it will perform in the future. Performance information provides some indication of the risks of investing in the Fund by showing changes in the Fund's performance over time.

Year-by-Year Total Return

Class A Shares



Best Quarter:	Q4 2023	+6.38%
Worst Quarter:	Q1 2022	(4.36)%

Average Annual Total Returns (Periods Ending December 31, 2023)

	1 Year	5 Years	10 Years
Class A (before taxes)	2.22%	0.24%	1.03%
Class A (after taxes on distributions)	0.94%	(0.65)%	0.20%
Class A (after taxes on distributions and redemptions)	1.29%	(0.16)%	0.46%
Class S (before taxes)	4.55%	0.82%	1.41%
Bloomberg U.S. Treasury Index (reflects no deduction for fees, expenses or taxes)	4.05%	0.53%	1.27%
Bloomberg U.S. Agency Index (reflects no deduction for fees, expenses or taxes)	5.13%	1.32%	1.59%

Management

Investment Adviser

The Fund is managed by Thrivent Asset Management, LLC ("Thrivent Asset Mgt." or the "Adviser").

Portfolio Managers

The following individuals are jointly and primarily responsible for the day-to-day management of the Fund:

Name and Title	Portfolio Manager of the Fund Since
Kent L. White, CFA Vice President, Fixed Income Mutual Funds	February 2023
Jon-Paul (JP) Gagne Senior Portfolio Manager	May 2022

Purchase and Sale of Fund Shares

You may purchase, redeem or exchange Class S shares of the Fund directly from the Fund online at thriventfunds.com or through certain broker-dealers.

Class A shares of Thrivent Government Bond Fund are closed to all purchases and exchanges into the Fund, other than the reinvestment of dividends by current Class A shareholders in the Fund.

The minimum initial investment requirement for Class S shares of this Fund is \$2,000 and the minimum subsequent investment requirement is \$50 for taxable accounts. For IRA or tax-deferred accounts, the minimum initial investment requirement for Class S shares of this Fund is \$1,000 and the minimum subsequent investment requirement is \$50. These investment requirements

may be different, however, for investors investing in Class S shares of the Fund through an automatic investment plan or through certain fee-based investment advisory programs.

You may purchase or redeem Fund shares on days that the New York Stock Exchange is open. You may conduct such transactions by mail, telephone 800-847-4836, the Internet (thrivent.com or, for Class S shares, thriventfunds.com), the mobile app, by wire/ACH transfer or through an automatic investment plan (for purchases) or a systematic withdrawal plan (for redemptions), subject to certain limitations.

Tax Information

The Fund intends to make distributions that may be taxed as ordinary income or capital gains. Investing in the Fund through a retirement plan could have different tax consequences.

Payments to Broker-Dealers and Other Financial Intermediaries

If you purchase the Fund through a broker-dealer or other financial intermediary (such as an insurance company), the Fund and its related companies may pay the intermediary for the sale of Fund shares and related services. These payments may create a conflict of interest by influencing the broker-dealer or other intermediary and your financial professional to recommend the Fund over another investment. Ask your financial professional or visit your financial intermediary's website for more information.

Thrivent High Income Municipal Bond Fund

Class S: THMBX

Investment Objective

Thrivent High Income Municipal Bond Fund (the "Fund") seeks a high level of current income exempt from federal income taxes. The Fund's investment objective may be changed without shareholder approval.

Fees and Expenses

The table below describes the fees and expenses that you may pay if you buy, hold and/or sell shares of the Fund. You may pay other fees, such as brokerage commissions and other fees to financial intermediaries, which are not reflected in the tables and examples below.

Shareholder Fees

(fees paid directly from your investment)

	Class S
Maximum Sales Charge (load) Imposed On Purchases (as a % of offering price)	None
Maximum Deferred Sales Charge (load) (as a % of the net asset value)	None

Annual Fund Operating Expenses

(expenses that you pay each year as a percentage of the value of your investment)

	Class S
Management Fees	0.50%
Distribution and Shareholder Service (12b-1) Fees	None
Other Expenses	0.72%
Total Annual Fund Operating Expenses	1.22%
Less Fee Waivers and/or Expense Reimbursements ¹	0.62%
Total Annual Fund Operating Expenses After Fee Waivers and/or Expense Reimbursements	0.60%

¹ The Adviser has contractually agreed, through at least February 28, 2025, to waive a portion of the management fees associated with the Class S shares of the Thrivent High Income Municipal Bond Fund in order to limit the Total Annual Fund Operating Expenses After Fee Waivers and/or Expense Reimbursements to an annual rate of 0.60% of the average daily net assets of the Class S shares. This contractual provision, however, may be terminated before the indicated termination date upon the mutual agreement between the Independent Trustees of the Fund and the Adviser.

Example

The example below is intended to help you compare the cost of investing in the Fund with the cost of investing in other mutual funds.

The example assumes that you invest \$10,000 in the Fund for the time periods indicated and then redeem all of your shares at the end of those periods. In addition, the example for the 1 Year period reflects the effect of the contractual fee waiver and/or expense reimbursement. The example also assumes that your investment has a 5% return each year, and that the Fund's operating expenses remain the same. Although your actual cost

may be higher or lower, based on these assumptions your cost would be:

	1 Year	3 Years	5 Years	10 Years
Class S	\$61	\$326	\$611	\$1,422

Portfolio Turnover

The Fund pays transaction costs, such as commissions, when it buys and sells securities (or "turns over" its portfolio). A higher portfolio turnover rate may indicate higher transaction costs and may result in higher taxes when Fund shares are held in a taxable account. These costs, which are not reflected in annual fund operating expenses or in the example, affect the Fund's performance. During the most recent fiscal year, the Fund's portfolio turnover rate was 72% of the average value of its portfolio.

Principal Strategies

Under normal market conditions, the Fund invests at least 80% of its net assets (plus the amount of any borrowing for investment purposes) in municipal bonds, the income of which is exempt from federal income taxation. The Fund may count securities that generate income subject to the alternative minimum tax toward the 80% investment requirement.

The Fund invests at least 50% of its assets in debt securities that, at the time of purchase, are rated within or below the "BBB" major rating category by S&P or Fitch, or the "Baa" major rating category by Moody's, or are unrated but considered to be of comparable quality by the Adviser.

The Fund's Adviser uses fundamental and other investment research techniques to determine what municipal bonds to buy and sell. Fundamental techniques assess a security's value based on an issuer's financial profile, management, and business prospects. The Fund uses an interest rate management technique that includes the purchase and sale of U.S. Treasury futures contracts for the purpose of managing the duration, or interest rate risk, of the Fund.

Principal Risks

The Fund is subject to the following principal investment risks, which you should review carefully and in entirety. The Fund may not achieve its investment objective and you could lose money by investing in the Fund.

Municipal Bond Risk. The Fund's performance may be affected by political and economic conditions at the state, regional or federal level. These may include budgetary problems, decline in the tax base and other factors that may cause rating agencies to downgrade the credit ratings on certain issues. Bonds may also exhibit price fluctuations due to changes in interest rate or bond yield levels. Some municipal bonds may be repaid prior to maturity if interest rates decrease. As a result, the value of the Fund's shares may fluctuate significantly in the short term.

Interest Rate Risk. Interest rate risk is the risk that prices of debt securities decline in value when interest rates rise for debt

securities that pay a fixed rate of interest. Debt securities with longer durations (a measure of price sensitivity of a bond or bond fund to changes in interest rates) or maturities (i.e., the amount of time until a bond's issuer must pay its principal or face value) tend to be more sensitive to changes in interest rates than debt securities with shorter durations or maturities. Changes in general economic conditions, inflation, and monetary policies, such as certain types of interest rate changes by the Federal Reserve, could affect interest rates and the value of some securities. During periods of low interest rates or when inflation rates are high or rising, the Fund may be subject to a greater risk of rising interest rates.

High Yield Risk. High yield securities – commonly known as “junk bonds” – to which the Fund is exposed are considered predominantly speculative with respect to the issuer's continuing ability to make principal and interest payments. If the issuer of the security is in default with respect to interest or principal payments, the value of the Fund may be negatively affected. High yield securities generally have a less liquid resale market.

Credit Risk. Credit risk is the risk that an issuer of a debt security to which the Fund is exposed may no longer be able or willing to pay its debt. As a result of such an event, the debt security may decline in price and affect the value of the Fund.

Futures Contract Risk. The value of a futures contract tends to increase and decrease in tandem with the value of the underlying instrument. The price of futures can be highly volatile; using them could lower total return, and the potential loss from futures can exceed the Fund's initial investment in such contracts. In addition, the value of the futures contract may not accurately track the value of the underlying instrument.

Investment Adviser Risk. The Fund is actively managed and the success of its investment strategy depends significantly on the skills of the Adviser in assessing the potential of the investments in which the Fund invests. The assessment of potential Fund investments may prove incorrect, resulting in losses or poor performance, even in rising markets. There is also no guarantee that the Adviser will be able to effectively implement the Fund's investment objective.

Liquidity Risk. Liquidity is the ability to sell a security relatively quickly for a price that most closely reflects the actual value of the security. Brokers and dealers have decreased their inventories of municipal bonds in recent years. This could limit the Adviser's ability to buy or sell these bonds and increase price volatility and trading costs, particularly during periods of economic or market stress. In addition, recent federal banking regulations may cause certain dealers to reduce their inventories of municipal bonds, which may further decrease the Adviser's ability to buy or sell bonds. As a result, the Adviser may be forced to accept a lower price to sell a security, to sell other securities to raise cash, or to give up an investment opportunity, any of which could have a negative effect on performance.

Market Risk. Over time, securities markets generally tend to move in cycles with periods when security prices rise and periods when security prices decline. The value of the Fund's investments may move with these cycles and, in some instances, increase or decrease more than the applicable market(s) as measured by the Fund's benchmark index(es). The securities markets may also decline because of factors that affect a particular industry or market sector, or due to impacts from domestic or global events, including regulatory events, economic

downturn, government shutdowns, the spread of infectious illness such as the outbreak of COVID-19, public health crises, war, terrorism, social unrest, recessions, natural disasters or similar events.

Redemption Risk. The Fund may need to sell portfolio securities to meet redemption requests. The Fund could experience a loss when selling portfolio securities to meet redemption requests if there is (i) significant redemption activity by shareholders, including, for example, when a single investor or few large investors make a significant redemption of Fund shares, (ii) a disruption in the normal operation of the markets in which the Fund buys and sells portfolio securities or (iii) the inability of the Fund to sell portfolio securities because such securities are illiquid. In such events, the Fund could be forced to sell portfolio securities at unfavorable prices in an effort to generate sufficient cash to pay redeeming shareholders.

Tax Risk. Changes in federal income tax laws or rates may affect both the net asset value of the Fund and the taxable equivalent interest generated from securities in the Fund. Since the Fund may invest in municipal securities subject to the federal alternative minimum tax without limitation, the Fund may not be suitable for investors who already are or could be subject to the federal alternative minimum tax.

Performance

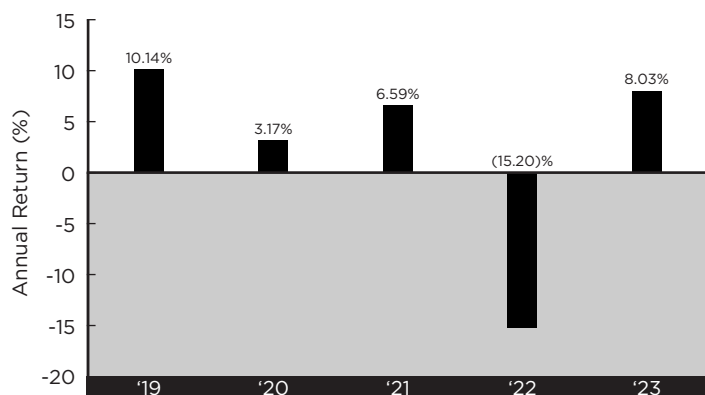
The following bar chart and table provide an indication of the risks of investing in the Fund. The bar chart shows changes in the Fund's performance from year to year for Class S shares. The table shows how the Fund's average annual returns for the one- and five-year periods and since inception compared to a broad-based securities market index. The index description appears in the “Index Descriptions” section of the prospectus. Call 800-847-4836 or visit thriventfunds.com for performance results current to the most recent month-end.

The bar chart and the table include the effects of Fund expenses and assume that you sold your shares at the end of the period. The after-tax returns are calculated using the historical highest individual federal marginal income tax rates and do not reflect the impact of state and local taxes. Actual after-tax returns depend on an investor's tax situation and may differ from those shown, and after-tax returns are not relevant to investors who hold their Fund shares through tax-deferred arrangements such as individual retirement accounts. Returns after taxes on distributions and redemptions may be higher than before tax returns and/or after taxes on distributions shown because they reflect the tax benefit of capital losses realized in the redemption of Fund shares.

How the Fund has performed in the past (before and after taxes) is not necessarily an indication of how it will perform in the future. Performance information provides some indication of the risks of investing in the Fund by showing changes in the Fund's performance over time.

Year-by-Year Total Return

Class S Shares



Best Quarter:	Q4 2023	+8.59%
Worst Quarter:	Q1 2022	(7.75)%

Average Annual Total Returns (Periods Ending December 31, 2023)

	1 Year	5 Years	Since Inception 2/28/2018
Class S (before taxes)	8.03%	2.10%	2.26%
Class S (after taxes on distributions)	8.02%	2.08%	2.25%
Class S (after taxes on distributions and redemptions)	6.36%	2.34%	2.47%
Bloomberg 65% High Grade/35% High Yield Index (reflects no deduction for fees, expenses or taxes)	7.39%	2.71%	2.97%

Management

Investment Adviser

The Fund is managed by Thrivent Asset Management, LLC ("Thrivent Asset Mgt." or the "Adviser").

Portfolio Managers

The following individuals are jointly and primarily responsible for the day-to-day management of the Fund:

Name and Title	Portfolio Manager of the Fund Since
Johan Å. Åkesson, CFA Senior Portfolio Manager	February 2018
Stephanie L. Woepfel Senior Portfolio Manager	February 2023

Purchase and Sale of Fund Shares

You may purchase, redeem or exchange shares of the Fund directly from the Fund or through certain broker-dealers.

The minimum initial investment requirement for this Fund is \$2,000 and the minimum subsequent investment requirement is \$50 for taxable accounts. For IRA or tax-deferred accounts, the minimum initial investment requirement for this Fund is \$1,000 and the minimum subsequent investment requirement is \$50. These investment requirements may be different, however, for investors investing in the Fund through an automatic investment plan or through certain fee-based investment advisory programs.

You may purchase or redeem Fund shares on days that the New York Stock Exchange is open. You may conduct such transactions by mail, telephone 800-847-4836, the Internet (thrivent.com or thriventfunds.com), the mobile app, by wire/ACH transfer or through an automatic investment plan (for purchases) or a systematic withdrawal plan (for redemptions), subject to certain limitations.

Tax Information

The Fund generally intends to distribute tax-exempt income, although it may also make distributions that are taxed as ordinary income or capital gains. Investing in the Fund through a retirement plan could have different tax consequences.

Payments to Broker-Dealers and Other Financial Intermediaries

If you purchase the Fund through a broker-dealer or other financial intermediary (such as an insurance company), the Fund and its related companies may pay the intermediary for the sale of Fund shares and related services. These payments may create a conflict of interest by influencing the broker-dealer or other intermediary and your financial professional to recommend the Fund over another investment. Ask your financial professional or visit your financial intermediary's website for more information.

Thrivent High Yield Fund

Class S: LBHIX | Class A: LBHYX

Investment Objective

Thrivent High Yield Fund (the "Fund") seeks high current income and, secondarily, growth of capital.

Fees and Expenses

The table below describes the fees and expenses that you may pay if you buy, hold and/or sell shares of the Fund. You may pay other fees, such as brokerage commissions and other fees to financial intermediaries, which are not reflected in the tables and examples below. For Class A shares, you may qualify for sales charge discounts if you and your family invest, or agree to invest in the future, at least \$50,000 in Class A shares of a fund or funds of Thrivent Mutual Funds. More information about these and other Class A sales charge discounts is available from your financial professional and in the "Class A Sales Charges" and "Ways to Eliminate or Reduce the Initial Class A Sales Charges" sections of the Fund's prospectus and the "Sales Charges" section under the heading "Purchase, Redemption and Pricing of Shares" of the Fund's Statement of Additional Information.

Shareholder Fees

(fees paid directly from your investment)

	Class S	Class A
Maximum Sales Charge (load) Imposed On Purchases (as a % of offering price)	None	4.50%
Maximum Deferred Sales Charge (load) (as a % of the net asset value)	None	None

Annual Fund Operating Expenses

(expenses that you pay each year as a percentage of the value of your investment)

	Class S	Class A
Management Fees	0.39%	0.39%
Distribution and Shareholder Service (12b-1) Fees	None	0.25%
Other Expenses	0.15%	0.17%
Acquired Fund Fees and Expenses	0.01%	0.01%
Total Annual Fund Operating Expenses	0.55%	0.82%

Example

The example below is intended to help you compare the cost of investing in the Fund with the cost of investing in other mutual funds.

The example assumes that you invest \$10,000 in the Fund for the time periods indicated and then redeem all of your shares at the end of those periods. For Class A shares, the example includes the initial sales charge. The example also assumes that your investment has a 5% return each year, and that the Fund's operating expenses remain the same. Although your actual cost may be higher or lower, based on these assumptions your cost would be:

	1 Year	3 Years	5 Years	10 Years
Class S	\$56	\$176	\$307	\$689
Class A	\$530	\$700	\$885	\$1,418

Portfolio Turnover

The Fund pays transaction costs, such as commissions, when it buys and sells securities (or "turns over" its portfolio). A higher portfolio turnover rate may indicate higher transaction costs and may result in higher taxes when Fund shares are held in a taxable account. These costs, which are not reflected in annual fund operating expenses or in the example, affect the Fund's performance. During the most recent fiscal year, the Fund's portfolio turnover rate was 28% of the average value of its portfolio.

Principal Strategies

Under normal market conditions, the Fund invests at least 80% of its net assets (plus the amount of any borrowing for investment purposes) in high yield, high risk bonds, notes, debentures and other debt obligations (including leveraged loans, mortgage-backed securities, convertible bonds, and convertible stock), or preferred stocks. These securities are commonly known as "junk bonds." At the time of purchase these securities are rated below BBB- by S&P, or Baaa3 by Moody's, or unrated but considered to be of comparable quality by the Adviser. The Fund invests in securities regardless of the securities' maturity average and may also invest in foreign securities. Should the Adviser change the investments used for purposes of this 80% threshold, you will be notified at least 60 days prior to the change.

The Adviser uses fundamental and other investment research techniques to determine what securities to buy and sell. Fundamental techniques assess a security's value based on an issuer's financial profile, management, and business prospects. The Adviser focuses on U.S. companies which it believes have or are expected to achieve adequate cash flows or access to capital markets for the payment of principal and interest obligations.

The Fund utilizes derivatives primarily in the form of U.S. Treasury futures contracts in order to manage the Fund's duration, or interest rate risk. The Fund may enter into derivatives contracts traded on exchanges or in the over the counter market.

Principal Risks

The Fund is subject to the following principal investment risks, which you should review carefully and in entirety. The Fund may not achieve its investment objective and you could lose money by investing in the Fund.

High Yield Risk. High yield securities – commonly known as "junk bonds" – to which the Fund is exposed are considered predominantly speculative with respect to the issuer's continuing ability to make principal and interest payments. If the issuer of the security is in default with respect to interest or principal payments, the value of the Fund may be negatively affected. High yield securities generally have a less liquid resale market.

Interest Rate Risk. Interest rate risk is the risk that prices of debt securities decline in value when interest rates rise for debt securities that pay a fixed rate of interest. Debt securities with longer durations (a measure of price sensitivity of a bond or bond fund to changes in interest rates) or maturities (i.e., the amount of time until a bond's issuer must pay its principal or face value) tend to be more sensitive to changes in interest rates than debt securities with shorter durations or maturities. Changes in general economic conditions, inflation, and monetary policies, such as certain types of interest rate changes by the Federal Reserve, could affect interest rates and the value of some securities. During periods of low interest rates or when inflation rates are high or rising, the Fund may be subject to a greater risk of rising interest rates.

Credit Risk. Credit risk is the risk that an issuer of a debt security to which the Fund is exposed may no longer be able or willing to pay its debt. As a result of such an event, the debt security may decline in price and affect the value of the Fund.

Convertible Securities Risk. Convertible securities are subject to the usual risks associated with debt securities, such as interest rate risk and credit risk. Convertible securities also react to changes in the value of the common stock into which they convert, and are thus subject to market risk. The Fund may also be forced to convert a convertible security at an inopportune time, which may decrease the Fund's return.

Derivatives Risk. The use of derivatives (such as futures) involves additional risks and transaction costs which could leave the Fund in a worse position than if it had not used these instruments. The Fund utilizes futures on U.S. Treasuries in order to manage duration. The use of derivatives can lead to losses because of adverse movements in the price or value of the underlying asset, index or rate, which may be magnified by certain features of the contract. Changes in the value of the derivative may not correlate as intended with the underlying asset, rate or index, and the Fund could lose much more than the original amount invested. Derivatives can be highly volatile, illiquid and difficult to value. Certain derivatives may also be subject to counterparty risk, which is the risk that the other party in the transaction will not fulfill its contractual obligations due to its financial condition, market events, or other reasons.

Foreign Securities Risk. Foreign securities generally carry more risk and are more volatile than their domestic counterparts, in part because of potential for higher political and economic risks, lack of reliable information and fluctuations in currency exchange rates where investments are denominated in currencies other than the U.S. dollar. Certain events in foreign markets may adversely affect foreign and domestic issuers, including interruptions in the global supply chain, market closures, war, terrorism, natural disasters and outbreak of infectious diseases. The Fund's investment in any country could be subject to governmental actions such as capital or currency controls, nationalizing a company or industry, expropriating assets, or imposing punitive taxes that would have an adverse effect on security prices, and impair the Fund's ability to repatriate capital or income. Foreign securities may also be more difficult to resell than comparable U.S. securities because the markets for foreign securities are often less liquid. Even when a foreign security increases in price in its local currency, the appreciation may be diluted by adverse changes in exchange rates when the security's value is converted to U.S. dollars. Foreign withholding taxes also may apply and errors and delays may occur in the settlement process for foreign securities.

Investment Adviser Risk. The Fund is actively managed and the success of its investment strategy depends significantly on the skills of the Adviser in assessing the potential of the investments in which the Fund invests. The assessment of potential Fund investments may prove incorrect, resulting in losses or poor performance, even in rising markets. There is also no guarantee that the Adviser will be able to effectively implement the Fund's investment objective.

Leveraged Loan Risk. Leveraged loans (also known as bank loans) are subject to the risks typically associated with debt securities. In addition, leveraged loans, which typically hold a senior position in the capital structure of a borrower, are subject to the risk that a court could subordinate such loans to presently existing or future indebtedness or take other action detrimental to the holders of leveraged loans. Leveraged loans are also subject to the risk that the value of the collateral, if any, securing a loan may decline, be insufficient to meet the obligations of the borrower, or be difficult to liquidate. Some leveraged loans are not as easily purchased or sold as publicly-traded securities and others are illiquid, which may make it more difficult for the Fund to value them or dispose of them at an acceptable price. Below investment-grade leveraged loans are typically more credit sensitive. Also, over time, the customary form of new and/or restructured leveraged loans have become known as "covenant lite" loans, which have contractual provisions that are more favorable to borrowers and provide less protection for lenders such as the Fund. As a result, the Fund could experience relatively greater difficulty or delays in enforcing its rights on its holdings of covenant lite loans than its holdings of loans with financial maintenance covenants, which may result in losses. In the event of fraud or misrepresentation, the Fund may not be protected under federal securities laws with respect to leveraged loans that may not be in the form of "securities." The settlement period for some leveraged loans may be more than seven days.

Liquidity Risk. Liquidity is the ability to sell a security relatively quickly for a price that most closely reflects the actual value of the security. To the extent that dealers do not maintain inventories of bonds that keep pace with the growth of the bond markets over time, relatively low levels of dealer inventories could lead to decreased liquidity and increased volatility in the fixed income markets, particularly during periods of economic or market stress. As a result of this decreased liquidity, the Fund may have to accept a lower price to sell a security, sell other securities to raise cash, or give up an investment opportunity, any of which could have a negative effect on performance.

Market Risk. Over time, securities markets generally tend to move in cycles with periods when security prices rise and periods when security prices decline. The value of the Fund's investments may move with these cycles and, in some instances, increase or decrease more than the applicable market(s) as measured by the Fund's benchmark index(es). The securities markets may also decline because of factors that affect a particular industry or market sector, or due to impacts from domestic or global events, including regulatory events, economic downturn, government shutdowns, the spread of infectious illness such as the outbreak of COVID-19, public health crises, war, terrorism, social unrest, recessions, natural disasters or similar events.

Prepayment Risk. When interest rates fall, certain obligations are paid off by the obligor more quickly than originally anticipated, and a Fund may have to invest the proceeds in securities with lower yields. In periods of falling interest rates, the rate of prepayments tends to increase (as does price fluctuation)

as borrowers are motivated to pay off debt and refinance at new lower rates. During such periods, reinvestment of the prepayment proceeds by the management team will generally be at lower rates of return than the return on the assets that were prepaid. Prepayment generally reduces the yield to maturity and the average life of the security.

Redemption Risk. The Fund may need to sell portfolio securities to meet redemption requests. The Fund could experience a loss when selling portfolio securities to meet redemption requests if there is (i) significant redemption activity by shareholders, including, for example, when a single investor or few large investors make a significant redemption of Fund shares, (ii) a disruption in the normal operation of the markets in which the Fund buys and sells portfolio securities or (iii) the inability of the Fund to sell portfolio securities because such securities are illiquid. In such events, the Fund could be forced to sell portfolio securities at unfavorable prices in an effort to generate sufficient cash to pay redeeming shareholders.

Performance

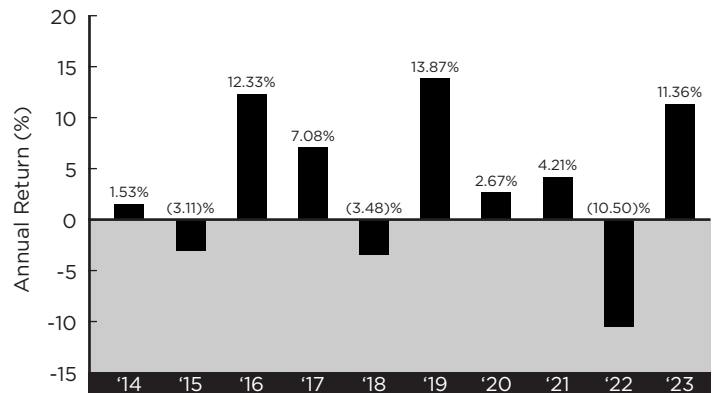
The following bar chart and table provide an indication of the risks of investing in the Fund. The bar chart shows changes in the Fund's performance from year to year for Class A shares. The table shows how the Fund's average annual returns for one-, five- and ten-year periods compared to a broad-based securities market index. The index description appears in the "Index Descriptions" section of the prospectus. Call 800-847-4836 or visit thriventfunds.com for performance results current to the most recent month-end.

The bar chart includes the effects of Fund expenses, but not sales charges. If sales charges were included, returns would be lower than those shown. The table includes the effects of Fund expenses and maximum sales charges and assumes that you sold your shares at the end of the period. The after-tax returns are calculated using the historical highest individual federal marginal income tax rates and do not reflect the impact of state and local taxes. Actual after-tax returns depend on an investor's tax situation and may differ from those shown, and after-tax returns are not relevant to investors who hold their Fund shares through tax-deferred arrangements such as individual retirement accounts. After-tax returns are only shown for Class A shares, and after-tax returns for Class S shares will vary. Returns after taxes on distributions and redemptions may be higher than before tax returns and/or after taxes on distributions shown because they reflect the tax benefit of capital losses realized in the redemption of Fund shares.

How the Fund has performed in the past (before and after taxes) is not necessarily an indication of how it will perform in the future. Performance information provides some indication of the risks of investing in the Fund by showing changes in the Fund's performance over time.

Year-by-Year Total Return

Class A Shares



Best Quarter:	Q2 2020	+8.31%
Worst Quarter:	Q1 2020	(13.67)%

Average Annual Total Returns (Periods Ending December 31, 2023)

	1 Year	5 Years	10 Years
Class A (before taxes)	6.29%	3.00%	2.85%
Class A (after taxes on distributions)	3.88%	0.91%	0.64%
Class A (after taxes on distributions and redemptions)	3.64%	1.39%	1.17%
Class S (before taxes)	11.93%	4.29%	3.62%
Bloomberg U.S. Corporate High Yield Bond Index (reflects no deduction for fees, expenses or taxes)	13.45%	5.37%	4.60%

Management

Investment Adviser

The Fund is managed by Thrivent Asset Management, LLC ("Thrivent Asset Mgt." or the "Adviser").

Portfolio Managers

The following individuals are jointly and primarily responsible for the day-to-day management of the Fund:

Name and Title	Portfolio Manager of the Fund Since
Paul J. Ocnasek, CFA Senior Portfolio Manager	December 1997
Paul S. Tommerdahl, CFA Director, High Yield Research	April 2023

Purchase and Sale of Fund Shares

You may purchase, redeem or exchange shares of the Fund through certain broker-dealers. You also may purchase Class S shares of the Fund directly from the Fund online at thriventfunds.com.

The minimum initial investment requirement for this Fund is \$2,000 and the minimum subsequent investment requirement is \$50 for taxable accounts. For IRA or tax-deferred accounts, the minimum initial investment requirement for this Fund is \$1,000 and the minimum subsequent investment requirement is \$50. These investment requirements may be different, however, for investors investing in the Fund through an automatic investment plan or, for Class S shares, through certain fee-based investment advisory programs.

You may purchase or redeem Fund shares on days that the New York Stock Exchange is open. You may conduct such transactions by mail, telephone 800-847-4836, the Internet (thrivent.com or, for Class S shares, thriventfunds.com), the mobile app, by wire/ACH transfer or through an automatic

investment plan (for purchases) or a systematic withdrawal plan (for redemptions), subject to certain limitations.

Tax Information

The Fund intends to make distributions that may be taxed as ordinary income or capital gains. Investing in the Fund through a retirement plan could have different tax consequences.

Payments to Broker-Dealers and Other Financial Intermediaries

If you purchase the Fund through a broker-dealer or other financial intermediary (such as an insurance company), the Fund and its related companies may pay the intermediary for the sale of Fund shares and related services. These payments may create a conflict of interest by influencing the broker-dealer or other intermediary and your financial professional to recommend the Fund over another investment. Ask your financial professional or visit your financial intermediary's website for more information.

Thrivent Income Fund

Class S: LBIX | Class A: LUBIX

Investment Objectives

Thrivent Income Fund (the "Fund") seeks high current income while preserving principal. The Fund's secondary investment objective is to obtain long-term growth of capital in order to maintain investors' purchasing power.

Fees and Expenses

The table below describes the fees and expenses that you may pay if you buy, hold and/or sell shares of the Fund. You may pay other fees, such as brokerage commissions and other fees to financial intermediaries, which are not reflected in the tables and examples below. For Class A shares, you may qualify for sales charge discounts if you and your family invest, or agree to invest in the future, at least \$50,000 in Class A shares of a fund or funds of Thrivent Mutual Funds. More information about these and other Class A sales charge discounts is available from your financial professional and in the "Class A Sales Charges" and "Ways to Eliminate or Reduce the Initial Class A Sales Charges" sections of the Fund's prospectus and the "Sales Charges" section under the heading "Purchase, Redemption and Pricing of Shares" of the Fund's Statement of Additional Information.

Shareholder Fees

(fees paid directly from your investment)

	Class S	Class A
Maximum Sales Charge (load) Imposed On Purchases (as a % of offering price)	None	4.50%
Maximum Deferred Sales Charge (load) (as a % of the net asset value)	None	None

Annual Fund Operating Expenses

(expenses that you pay each year as a percentage of the value of your investment)

	Class S	Class A
Management Fees	0.34%	0.34%
Distribution and Shareholder Service (12b-1) Fees	None	0.25%
Other Expenses	0.13%	0.18%
Total Annual Fund Operating Expenses	0.47%	0.77%

Example

The example below is intended to help you compare the cost of investing in the Fund with the cost of investing in other mutual funds.

The example assumes that you invest \$10,000 in the Fund for the time periods indicated and then redeem all of your shares at the end of those periods. For Class A shares, the example includes the initial sales charge. The example also assumes that your investment has a 5% return each year, and that the Fund's operating expenses remain the same. Although your actual cost may be higher or lower, based on these assumptions your cost would be:

	1 Year	3 Years	5 Years	10 Years
Class S	\$48	\$151	\$263	\$591
Class A	\$525	\$685	\$859	\$1,361

Portfolio Turnover

The Fund pays transaction costs, such as commissions, when it buys and sells securities (or "turns over" its portfolio). A higher portfolio turnover rate may indicate higher transaction costs and may result in higher taxes when Fund shares are held in a taxable account. These costs, which are not reflected in annual fund operating expenses or in the example, affect the Fund's performance. During the most recent fiscal year, the Fund's portfolio turnover rate was 48% of the average value of its portfolio.

Principal Strategies

The principal strategies of the Fund are to invest in investment-grade corporate bonds, government bonds, asset-backed securities, mortgage-backed securities, and other types of debt securities. Asset-backed securities are securities backed by notes or receivables originated by banks, credit card companies or other providers of credit.

The Fund may invest in foreign securities, including those of issuers in emerging markets. An "emerging market" country is any country determined by the Adviser to have an emerging market economy, considering factors such as the country's credit rating, its political and economic stability and the development of its financial and capital markets.

Under normal conditions, at least 65% of the Fund's assets will be invested in investment grade debt securities or preferred stock. At the time of purchase, these investment grade securities are rated at or above BBB- by S&P, or Baa3 by Moody's, or unrated but considered to be of comparable quality by the Adviser. When a rating from only two agencies is available, the lower is used. In cases where explicit bond level ratings may not be available, the Adviser may use other sources to classify securities by credit quality.

The Fund may also invest in high yield, high risk bonds, notes, debentures and other debt obligations or preferred stock commonly known as "junk bonds." At the time of purchase these securities are rated within or below the "BB" major rating category by S&P or the "Ba" major rating category by Moody's or are unrated but considered to be of comparable quality by the Adviser.

The Adviser uses fundamental and other investment research techniques to determine what debt obligations to buy and sell. Fundamental techniques assess a security's value based on an issuer's financial profile, management, and business prospects. The Adviser may purchase bonds of any maturity and generally focuses on U.S. companies that it believes are financially sound and have strong cash flow, asset values and interest or dividend earnings. The Adviser purchases bonds of foreign issuers as well.

The Fund utilizes derivatives primarily in the form of U.S. Treasury futures contracts in order to manage the Fund's duration, or

interest rate risk. The Fund may enter into derivatives contracts traded on exchanges or in the over the counter market.

The Fund may invest in securities of any market sector and may hold a significant amount of securities of companies, from time to time, within a single sector such as financials.

Principal Risks

The Fund is subject to the following principal investment risks, which you should review carefully and in entirety. The Fund may not achieve its investment objectives and you could lose money by investing in the Fund.

Interest Rate Risk. Interest rate risk is the risk that prices of debt securities decline in value when interest rates rise for debt securities that pay a fixed rate of interest. Debt securities with longer durations (a measure of price sensitivity of a bond or bond fund to changes in interest rates) or maturities (i.e., the amount of time until a bond's issuer must pay its principal or face value) tend to be more sensitive to changes in interest rates than debt securities with shorter durations or maturities. Changes in general economic conditions, inflation, and monetary policies, such as certain types of interest rate changes by the Federal Reserve, could affect interest rates and the value of some securities. During periods of low interest rates or when inflation rates are high or rising, the Fund may be subject to a greater risk of rising interest rates.

Credit Risk. Credit risk is the risk that an issuer of a debt security to which the Fund is exposed may no longer be able or willing to pay its debt. As a result of such an event, the debt security may decline in price and affect the value of the Fund.

High Yield Risk. High yield securities – commonly known as “junk bonds” – to which the Fund is exposed are considered predominantly speculative with respect to the issuer's continuing ability to make principal and interest payments. If the issuer of the security is in default with respect to interest or principal payments, the value of the Fund may be negatively affected. High yield securities generally have a less liquid resale market.

Derivatives Risk. The use of derivatives (such as futures) involves additional risks and transaction costs which could leave the Fund in a worse position than if it had not used these instruments. The Fund utilizes futures on U.S. Treasuries in order to manage duration. The use of derivatives can lead to losses because of adverse movements in the price or value of the underlying asset, index or rate, which may be magnified by certain features of the contract. Changes in the value of the derivative may not correlate as intended with the underlying asset, rate or index, and the Fund could lose much more than the original amount invested. Derivatives can be highly volatile, illiquid and difficult to value. Certain derivatives may also be subject to counterparty risk, which is the risk that the other party in the transaction will not fulfill its contractual obligations due to its financial condition, market events, or other reasons.

Emerging Markets Risk. The risks and volatility of investing in foreign securities is increased in connection with investments in emerging markets. The economic, political and market structures of developing countries in emerging markets, in most cases, are not as strong as the structures in the U.S. or other developed countries in terms of wealth, stability, liquidity and transparency. A Fund may not achieve its investment objective and portfolio performance will likely be negatively affected by portfolio exposure to countries and corporations domiciled in, or with revenue exposures to, countries in the midst of, among other

things, hyperinflation, currency devaluation, trade disagreements, sudden political upheaval or interventionist government policies, and the risks of such events are heightened within emerging market countries. Fund performance may also be negatively affected by portfolio exposure to countries and corporations domiciled in, or with revenue exposures to, countries with less developed or unreliable legal, tax, regulatory, accounting, recordkeeping and corporate governance systems and standards. In particular, there may be less publicly available and transparent information about issuers in emerging markets than would be available about issuers in more developed capital markets because such issuers may not be subject to accounting, auditing and financial reporting standards and requirements comparable to those to which U.S. companies are subject. Emerging markets may also have differing legal systems, many of which provide fewer security holder rights and practical remedies to pursue claims than are available for securities of companies in the U.S. or other developed countries, including class actions or fraud claims. Significant buying or selling actions by a few major investors may also heighten the volatility of emerging market securities.

Financial Sector Risk. To the extent that the financials sector continues to represent a significant portion of the Fund, the Fund will be sensitive to changes in, and its performance may depend to a greater extent on, factors impacting this sector. Performance of companies in the financials sector may be adversely impacted by many factors, including, among others, government regulations, economic conditions, credit rating downgrades, changes in interest rates, and decreased liquidity in credit markets. The impact of more stringent capital requirements, recent or future regulation of any individual financial company or recent or future regulation of the financials sector as a whole cannot be predicted. In recent years, cyber attacks and technology malfunctions and failures have become increasingly frequent in this sector and have caused significant losses.

Foreign Securities Risk. Foreign securities generally carry more risk and are more volatile than their domestic counterparts, in part because of potential for higher political and economic risks, lack of reliable information and fluctuations in currency exchange rates where investments are denominated in currencies other than the U.S. dollar. Certain events in foreign markets may adversely affect foreign and domestic issuers, including interruptions in the global supply chain, market closures, war, terrorism, natural disasters and outbreak of infectious diseases. The Fund's investment in any country could be subject to governmental actions such as capital or currency controls, nationalizing a company or industry, expropriating assets, or imposing punitive taxes that would have an adverse effect on security prices, and impair the Fund's ability to repatriate capital or income. Foreign securities may also be more difficult to resell than comparable U.S. securities because the markets for foreign securities are often less liquid. Even when a foreign security increases in price in its local currency, the appreciation may be diluted by adverse changes in exchange rates when the security's value is converted to U.S. dollars. Foreign withholding taxes also may apply and errors and delays may occur in the settlement process for foreign securities.

Government Securities Risk. The Fund invests in securities issued or guaranteed by the U.S. government or its agencies and instrumentalities (such as Federal Home Loan Bank, Ginnie Mae, Fannie Mae or Freddie Mac securities). Securities issued or guaranteed by Federal Home Loan Banks, Ginnie Mae, Fannie Mae or Freddie Mac are not issued directly by the U.S.

government. Ginnie Mae is a wholly owned U.S. corporation that is authorized to guarantee, with the full faith and credit of the U.S. government, the timely payment of principal and interest of its securities. By contrast, securities issued or guaranteed by U.S. government-related organizations such as Federal Home Loan Banks, Fannie Mae and Freddie Mac are not backed by the full faith and credit of the U.S. government. No assurance can be given that the U.S. government would provide financial support to its agencies and instrumentalities if not required to do so by law. In addition, the value of U.S. government securities may be affected by changes in the credit rating of the U.S. government, which may be negatively impacted by rising levels of indebtedness. It is possible that issuers of U.S. government securities will not have the funds to meet their payment obligations in the future.

Investment Adviser Risk. The Fund is actively managed and the success of its investment strategy depends significantly on the skills of the Adviser in assessing the potential of the investments in which the Fund invests. The assessment of potential Fund investments may prove incorrect, resulting in losses or poor performance, even in rising markets. There is also no guarantee that the Adviser will be able to effectively implement the Fund's investment objective.

Issuer Risk. Issuer risk is the possibility that factors specific to an issuer to which the Fund is exposed will affect the market prices of the issuer's securities and therefore the value of the Fund.

Liquidity Risk. Liquidity is the ability to sell a security relatively quickly for a price that most closely reflects the actual value of the security. To the extent that dealers do not maintain inventories of bonds that keep pace with the growth of the bond markets over time, relatively low levels of dealer inventories could lead to decreased liquidity and increased volatility in the fixed income markets, particularly during periods of economic or market stress. As a result of this decreased liquidity, the Fund may have to accept a lower price to sell a security, sell other securities to raise cash, or give up an investment opportunity, any of which could have a negative effect on performance.

Market Risk. Over time, securities markets generally tend to move in cycles with periods when security prices rise and periods when security prices decline. The value of the Fund's investments may move with these cycles and, in some instances, increase or decrease more than the applicable market(s) as measured by the Fund's benchmark index(es). The securities markets may also decline because of factors that affect a particular industry or market sector, or due to impacts from domestic or global events, including regulatory events, economic downturn, government shutdowns, the spread of infectious illness such as the outbreak of COVID-19, public health crises, war, terrorism, social unrest, recessions, natural disasters or similar events.

Mortgage-Backed and Other Asset-Backed Securities Risk. The value of mortgage-backed and asset-backed securities are influenced by the factors affecting the housing market and the assets underlying such securities. As a result, during periods of declining asset value, difficult or frozen credit markets, swings in interest rates, or deteriorating economic conditions, mortgage-related and asset-backed securities may decline in value, face valuation difficulties, become more volatile and/or become illiquid. In addition, both mortgage-backed and asset-backed securities are sensitive to changes in the repayment patterns of the underlying security. If the principal

payment on the underlying asset is repaid faster or slower than the holder of the asset-backed or mortgage-backed security anticipates, the price of the security may fall, particularly if the holder must reinvest the repaid principal at lower rates or must continue to hold the security when interest rates rise. This effect may cause the value of the Fund to decline and reduce the overall return of the Fund. Mortgage-backed securities are also subject to extension risk, which is the risk that when interest rates rise, certain mortgage-backed securities are paid in full by the issuer more slowly than anticipated. This can cause the market value of the security to fall because the market may view its interest rate as low for a longer-term investment.

Redemption Risk. The Fund may need to sell portfolio securities to meet redemption requests. The Fund could experience a loss when selling portfolio securities to meet redemption requests if there is (i) significant redemption activity by shareholders, including, for example, when a single investor or few large investors make a significant redemption of Fund shares, (ii) a disruption in the normal operation of the markets in which the Fund buys and sells portfolio securities or (iii) the inability of the Fund to sell portfolio securities because such securities are illiquid. In such events, the Fund could be forced to sell portfolio securities at unfavorable prices in an effort to generate sufficient cash to pay redeeming shareholders.

Performance

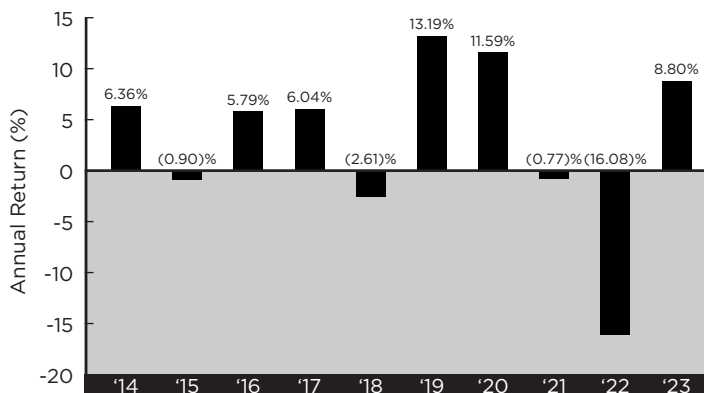
The following bar chart and table provide an indication of the risks of investing in the Fund. The bar chart shows changes in the Fund's performance from year to year for Class A shares. The table shows how the Fund's average annual returns for one-, five- and ten-year periods compared to a broad-based securities market index. The index description appears in the "Index Descriptions" section of the prospectus. Call 800-847-4836 or visit thriventfunds.com for performance results current to the most recent month-end.

The bar chart includes the effects of Fund expenses, but not sales charges. If sales charges were included, returns would be lower than those shown. The table includes the effects of Fund expenses and maximum sales charges and assumes that you sold your shares at the end of the period. The after-tax returns are calculated using the historical highest individual federal marginal income tax rates and do not reflect the impact of state and local taxes. Actual after-tax returns depend on an investor's tax situation and may differ from those shown, and after-tax returns are not relevant to investors who hold their Fund shares through tax-deferred arrangements such as individual retirement accounts. After-tax returns are only shown for Class A shares, and after-tax returns for Class S shares will vary. Returns after taxes on distributions and redemptions may be higher than before tax returns and/or after taxes on distributions shown because they reflect the tax benefit of capital losses realized in the redemption of Fund shares.

How the Fund has performed in the past (before and after taxes) is not necessarily an indication of how it will perform in the future. Performance information provides some indication of the risks of investing in the Fund by showing changes in the Fund's performance over time.

Year-by-Year Total Return

Class A Shares



Best Quarter:	Q2 2020	+8.78%
Worst Quarter:	Q2 2022	(8.23)%

Average Annual Total Returns (Periods Ending December 31, 2023)

	1 Year	5 Years	10 Years
Class A (before taxes)	3.88%	1.79%	2.33%
Class A (after taxes on distributions)	2.28%	0.27%	0.83%
Class A (after taxes on distributions and redemptions)	2.25%	0.82%	1.18%
Class S (before taxes)	9.13%	3.03%	3.12%
Bloomberg U.S. Corporate Bond Index (reflects no deduction for fees, expenses or taxes)	8.52%	2.63%	2.95%

Management

Investment Adviser

The Fund is managed by Thrivent Asset Management, LLC ("Thrivent Asset Mgt." or the "Adviser").

Portfolio Managers

The following individuals are jointly and primarily responsible for the day-to-day management of the Fund:

Name and Title	Portfolio Manager of the Fund Since
Kent L. White, CFA Vice President, Fixed Income Mutual Funds	June 2017
Cortney L. Swensen, CFA Senior Portfolio Manager	February 2023

Purchase and Sale of Fund Shares

You may purchase, redeem or exchange shares of the Fund through certain broker-dealers. You also may purchase Class S shares of the Fund directly from the Fund online at thriventfunds.com.

The minimum initial investment requirement for this Fund is \$2,000 and the minimum subsequent investment requirement is \$50 for taxable accounts. For IRA or tax-deferred accounts, the minimum initial investment requirement for this Fund is \$1,000 and the minimum subsequent investment requirement is \$50. These investment requirements may be different, however, for investors investing in the Fund through an automatic investment plan or, for Class S shares, through certain fee-based investment advisory programs.

You may purchase or redeem Fund shares on days that the New York Stock Exchange is open. You may conduct such transactions by mail, telephone 800-847-4836, the Internet (thrivent.com or, for Class S shares, thriventfunds.com), the mobile app, by wire/ACH transfer or through an automatic investment plan (for purchases) or a systematic withdrawal plan (for redemptions), subject to certain limitations.

Tax Information

The Fund intends to make distributions that may be taxed as ordinary income or capital gains. Investing in the Fund through a retirement plan could have different tax consequences.

Payments to Broker-Dealers and Other Financial Intermediaries

If you purchase the Fund through a broker-dealer or other financial intermediary (such as an insurance company), the Fund and its related companies may pay the intermediary for the sale of Fund shares and related services. These payments may create a conflict of interest by influencing the broker-dealer or other intermediary and your financial professional to recommend the Fund over another investment. Ask your financial professional or visit your financial intermediary's website for more information.

Thrivent International Allocation Fund

Class S: TWAIX | Class A: TWAAX

Investment Objective

Thrivent International Allocation Fund (the "Fund") seeks long-term capital growth.

Fees and Expenses

The table below describes the fees and expenses that you may pay if you buy, hold and/or sell shares of the Fund. You may pay other fees, such as brokerage commissions and other fees to financial intermediaries, which are not reflected in the tables and examples below. For Class A shares, you may qualify for sales charge discounts if you and your family invest, or agree to invest in the future, at least \$50,000 in Class A shares of a fund or funds of Thrivent Mutual Funds. More information about these and other Class A sales charge discounts is available from your financial professional and in the "Class A Sales Charges" and "Ways to Eliminate or Reduce the Initial Class A Sales Charges" sections of the Fund's prospectus and the "Sales Charges" section under the heading "Purchase, Redemption and Pricing of Shares" of the Fund's Statement of Additional Information.

Shareholder Fees

(fees paid directly from your investment)

	Class S	Class A
Maximum Sales Charge (load) Imposed On Purchases (as a % of offering price)	None	4.50%
Maximum Deferred Sales Charge (load) (as a % of the net asset value)	None	None

Annual Fund Operating Expenses

(expenses that you pay each year as a percentage of the value of your investment)

	Class S	Class A
Management Fees	0.67%	0.67%
Distribution and Shareholder Service (12b-1) Fees	None	0.25%
Other Expenses	0.14%	0.42%
Total Annual Fund Operating Expenses	0.81%	1.34%
Less Fee Waivers and/or Expense Reimbursements ¹	None	0.17%
Total Annual Fund Operating Expenses After Fee Waivers and/or Expense Reimbursements	0.81%	1.17%

¹ The Adviser has contractually agreed, through at least February 28, 2025, to waive a portion of the management fees associated with the Class A shares of the Thrivent International Allocation Fund in order to limit the Total Annual Fund Operating Expenses After Fee Waivers and/or Expense Reimbursements to an annual rate of 1.17% of the average daily net assets of the Class A shares. This contractual provision, however, may be terminated before the indicated termination date upon the mutual agreement between the Independent Trustees of the Fund and the Adviser.

Example

The example below is intended to help you compare the cost of investing in the Fund with the cost of investing in other mutual funds.

The example assumes that you invest \$10,000 in the Fund for the time periods indicated and then redeem all of your shares at the end of those periods. For Class A shares, the example includes the initial sales charge. In addition, the example for the 1 Year period for Class A shares reflects the effect of the contractual fee waiver and/or expense reimbursement. The example also assumes that your investment has a 5% return each year, and that the Fund's operating expenses remain the same. Although your actual cost may be higher or lower, based on these assumptions your cost would be:

	1 Year	3 Years	5 Years	10 Years
Class S	\$83	\$259	\$450	\$1,002
Class A	\$564	\$839	\$1,136	\$1,976

Portfolio Turnover

The Fund pays transaction costs, such as commissions, when it buys and sells securities (or "turns over" its portfolio). A higher portfolio turnover rate may indicate higher transaction costs and may result in higher taxes when Fund shares are held in a taxable account. These costs, which are not reflected in annual fund operating expenses or in the example, affect the Fund's performance. During the most recent fiscal year, the Fund's portfolio turnover rate was 92% of the average value of its portfolio.

Principal Strategies

The Fund seeks to achieve its objective by investing primarily in equity securities of issuers throughout the world. The Fund seeks to diversify its portfolio broadly among developed and emerging countries and among multiple asset classes. Under normal market conditions, the Fund invests at least 40% of its net assets in foreign assets. If market conditions are not deemed favorable by the Adviser, the Fund could invest a lower percentage, but at least 30% of its net assets in foreign assets. An asset may be determined to be foreign based on the issuer's domicile, principal place of business, stock exchange listing, source of revenue, or other factors. Foreign securities may also include depositary receipts. The Fund may also pursue its investment strategy by investing in equity derivatives such as futures contracts to either hedge its exposure or gain exposure to certain investments.

The Fund will generally make the following allocations among the broad asset classes listed below:

International large- and mid-cap equity	0-90%
International small-cap equity	0-30%
Emerging markets equity	0-25%
U.S. securities	0-10%

The Fund's actual holdings in each broad asset category may be outside the applicable allocation range from time to time due to differing investment performances among asset classes. These allocations may change without shareholder approval or advance notice to shareholders to the extent consistent with applicable law.

In buying and selling securities for the Fund, the Adviser uses an active strategy. This strategy consists of a disciplined approach

that involves computer-aided, quantitative analysis of fundamental, technical and risk-related factors. The Adviser's factor model (a method of analyzing and combining multiple data sources) systematically reviews thousands of stocks, using data such as historical earnings growth and expected future growth, valuation, price momentum, and other quantitative factors to forecast return potential. Then, risk characteristics of potential investments and covariation among securities are analyzed along with the return forecasts in determining the Fund's holdings.

Principal Risks

The Fund is subject to the following principal investment risks, which you should review carefully and in entirety. The Fund may not achieve its investment objective and you could lose money by investing in the Fund.

Allocation Risk. The Fund's investment performance depends upon how its assets are allocated across broad asset categories and applicable sub-classes within such categories. Some broad asset categories and sub-classes may perform below expectations or the securities markets generally over short and extended periods. Therefore, a principal risk of investing in the Fund is that the allocation strategies used and the allocation decisions made will not produce the desired results.

Equity Security Risk. Equity securities held by the Fund may decline significantly in price, sometimes rapidly or unpredictably, over short or extended periods of time, and such declines may occur because of declines in the equity market as a whole, or because of declines in only a particular country, geographic region, company, industry, or sector of the market. From time to time, the Fund may invest a significant portion of its assets in companies in one particular country or geographic region or one or more related sectors or industries, which would make the Fund more vulnerable to adverse developments affecting such countries, geographic regions, sectors or industries. Equity securities are generally more volatile than most debt securities.

Foreign Securities Risk. Foreign securities generally carry more risk and are more volatile than their domestic counterparts, in part because of potential for higher political and economic risks, lack of reliable information and fluctuations in currency exchange rates where investments are denominated in currencies other than the U.S. dollar. Certain events in foreign markets may adversely affect foreign and domestic issuers, including interruptions in the global supply chain, market closures, war, terrorism, natural disasters and outbreak of infectious diseases. The Fund's investment in any country could be subject to governmental actions such as capital or currency controls, nationalizing a company or industry, expropriating assets, or imposing punitive taxes that would have an adverse effect on security prices, and impair the Fund's ability to repatriate capital or income. Foreign securities may also be more difficult to resell than comparable U.S. securities because the markets for foreign securities are often less liquid. Even when a foreign security increases in price in its local currency, the appreciation may be diluted by adverse changes in exchange rates when the security's value is converted to U.S. dollars. Foreign withholding taxes also may apply and errors and delays may occur in the settlement process for foreign securities.

Derivatives Risk. The use of derivatives (such as futures) involves additional risks and transaction costs which could leave the Fund in a worse position than if it had not used these instruments. The Fund utilizes equity futures in order to increase or decrease its exposure to various asset classes at a lower cost

than trading stocks directly. The use of derivatives can lead to losses because of adverse movements in the price or value of the underlying asset, index or rate, which may be magnified by certain features of the contract. Changes in the value of the derivative may not correlate as intended with the underlying asset, rate or index, and the Fund could lose much more than the original amount invested. Derivatives can be highly volatile, illiquid and difficult to value. Certain derivatives may also be subject to counterparty risk, which is the risk that the other party in the transaction will not fulfill its contractual obligations due to its financial condition, market events, or other reasons.

Emerging Markets Risk. The risks and volatility of investing in foreign securities is increased in connection with investments in emerging markets. The economic, political and market structures of developing countries in emerging markets, in most cases, are not as strong as the structures in the U.S. or other developed countries in terms of wealth, stability, liquidity and transparency. A Fund may not achieve its investment objective and portfolio performance will likely be negatively affected by portfolio exposure to countries and corporations domiciled in, or with revenue exposures to, countries in the midst of, among other things, hyperinflation, currency devaluation, trade disagreements, sudden political upheaval or interventionist government policies, and the risks of such events are heightened within emerging market countries. Fund performance may also be negatively affected by portfolio exposure to countries and corporations domiciled in, or with revenue exposures to, countries with less developed or unreliable legal, tax, regulatory, accounting, recordkeeping and corporate governance systems and standards. In particular, there may be less publicly available and transparent information about issuers in emerging markets than would be available about issuers in more developed capital markets because such issuers may not be subject to accounting, auditing and financial reporting standards and requirements comparable to those to which U.S. companies are subject. Emerging markets may also have differing legal systems, many of which provide fewer security holder rights and practical remedies to pursue claims than are available for securities of companies in the U.S. or other developed countries, including class actions or fraud claims. Significant buying or selling actions by a few major investors may also heighten the volatility of emerging market securities.

Foreign Currency Risk. The value of a foreign currency may decline against the U.S. dollar, which would reduce the dollar value of securities denominated in that currency. The overall impact of such a decline of foreign currency can be significant, unpredictable, and long lasting, depending on the currencies represented, how each one appreciates or depreciates in relation to the U.S. dollar, and whether currency positions are hedged. Under normal conditions, the Fund does not engage in extensive foreign currency hedging programs. Further, exchange rate movements are volatile, and it is not possible to effectively hedge the currency risks of many developing countries.

Growth Investing Risk. Growth style investing includes the risk of investing in securities whose prices historically have been more volatile than other securities, especially over the short term. Growth stock prices reflect projections of future earnings or revenues and, if a company's earnings or revenues fall short of expectations, its stock price may fall dramatically.

Investment Adviser Risk. The Fund is actively managed and the success of its investment strategy depends significantly on the skills of the Adviser in assessing the potential of the investments in which the Fund invests. The assessment of

potential Fund investments may prove incorrect, resulting in losses or poor performance, even in rising markets. There is also no guarantee that the Adviser will be able to effectively implement the Fund's investment objective.

Issuer Risk. Issuer risk is the possibility that factors specific to an issuer to which the Fund is exposed will affect the market prices of the issuer's securities and therefore the value of the Fund.

Large Cap Risk. Large-sized companies may be unable to respond quickly to new competitive challenges such as changes in technology. They may also not be able to attain the high growth rate of successful smaller companies, especially during extended periods of economic expansion.

Market Risk. Over time, securities markets generally tend to move in cycles with periods when security prices rise and periods when security prices decline. The value of the Fund's investments may move with these cycles and, in some instances, increase or decrease more than the applicable market(s) as measured by the Fund's benchmark index(es). The securities markets may also decline because of factors that affect a particular industry or market sector, or due to impacts from domestic or global events, including regulatory events, economic downturn, government shutdowns, the spread of infectious illness such as the outbreak of COVID-19, public health crises, war, terrorism, social unrest, recessions, natural disasters or similar events.

Mid Cap Risk. Medium-sized companies often have greater price volatility, lower trading volume, and less liquidity than larger, more-established companies. These companies tend to have smaller revenues, narrower product lines, less management depth and experience, smaller shares of their product or service markets, fewer financial resources, and less competitive strength than larger companies.

Quantitative Investing Risk. Securities selected according to a quantitative analysis methodology can perform differently from the market as a whole based on the model and the factors used in the analysis, the weight placed on each factor and changes in the factor's historical trends. Such models are based on assumptions relating to these and other market factors, and the models may not take into account certain factors, or perform as intended, and may result in a decline in the value of the Fund's portfolio. Among other risks, results generated by such models may be impaired by errors in human judgment, data imprecision, software or other technology systems malfunctions, or programming flaws. Such models may not perform as expected or may underperform in periods of market volatility.

Small Cap Risk. Smaller, less seasoned companies often have greater price volatility, lower trading volume, and less liquidity than larger, more established companies. These companies tend to have small revenues, narrower product lines, less management depth and experience, small shares of their product or service markets, fewer financial resources, and less competitive strength than larger companies. Such companies seldom pay significant dividends that could soften the impact of a falling market on returns.

Value Investing Risk. Value style investing includes the risk that stocks of undervalued companies may not rise as quickly as anticipated if the market doesn't recognize their intrinsic value or if value stocks are out of favor.

Performance

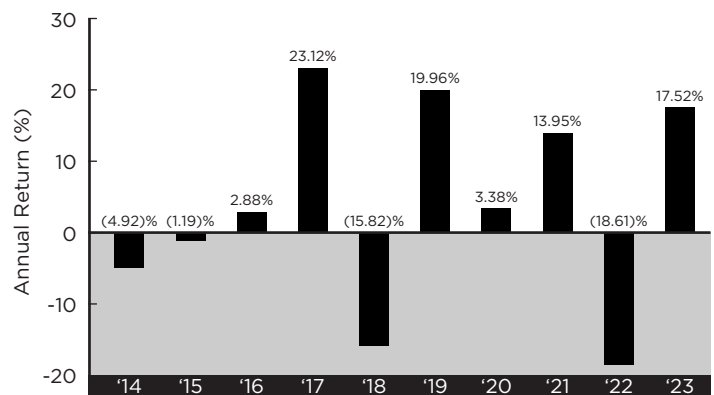
The following bar chart and table provide an indication of the risks of investing in the Fund. The bar chart shows changes in the Fund's performance from year to year for Class A shares. The table shows how the Fund's average annual returns for one-, five- and ten-year periods compared to a broad-based securities market index. The index description appears in the "Index Descriptions" section of the prospectus. Call 800-847-4836 or visit thriventfunds.com for performance results current to the most recent month-end.

The bar chart includes the effects of Fund expenses, but not sales charges. If sales charges were included, returns would be lower than those shown. The table includes the effects of Fund expenses and maximum sales charges and assumes that you sold your shares at the end of the period. The after-tax returns are calculated using the historical highest individual federal marginal income tax rates and do not reflect the impact of state and local taxes. Actual after-tax returns depend on an investor's tax situation and may differ from those shown, and after-tax returns are not relevant to investors who hold their Fund shares through tax-deferred arrangements such as individual retirement accounts. After-tax returns are only shown for Class A shares, and after-tax returns for Class S shares will vary. Returns after taxes on distributions and redemptions may be higher than before tax returns and/or after taxes on distributions shown because they reflect the tax benefit of capital losses realized in the redemption of Fund shares.

How the Fund has performed in the past (before and after taxes) is not necessarily an indication of how it will perform in the future. Performance information provides some indication of the risks of investing in the Fund by showing changes in the Fund's performance over time.

Year-by-Year Total Return

Class A Shares



Best Quarter:	Q2 2020	+15.44%
Worst Quarter:	Q1 2020	(25.57)%

Average Annual Total Returns
(Periods Ending December 31, 2023)

	1 Year	5 Years	10 Years
Class A (before taxes)	12.22%	5.23%	2.61%
Class A (after taxes on distributions)	11.47%	4.35%	1.81%
Class A (after taxes on distributions and redemptions)	7.70%	4.00%	1.92%
Class S (before taxes)	18.09%	6.62%	3.49%
MSCI All Country World Index ex-USA - USD Net Returns (reflects no deduction for fees, expenses or taxes)	15.62%	7.08%	3.83%

Management

Investment Adviser

The Fund is managed by Thrivent Asset Management, LLC (“Thrivent Asset Mgt.” or the “Adviser”).

Portfolio Managers

The following individuals are jointly and primarily responsible for the day-to-day management of the Fund:

Name and Title	Portfolio Manager of the Fund Since
Noah J. Monsen, CFA Senior Portfolio Manager	February 2016
Brian W. Bomgren, CQF Senior Portfolio Manager	February 2016
Jing Wang, CFA Senior Portfolio Manager	April 2023
Shu Guo Senior Portfolio Manager	February 2024

Purchase and Sale of Fund Shares

You may purchase, redeem or exchange shares of the Fund through certain broker-dealers. You also may purchase Class S shares of the Fund directly from the Fund online at thriventfunds.com.

The minimum initial investment requirement for this Fund is \$2,000 and the minimum subsequent investment requirement is \$50 for taxable accounts. For IRA or tax-deferred accounts, the minimum initial investment requirement for this Fund is \$1,000 and the minimum subsequent investment requirement is \$50. These investment requirements may be different, however, for investors investing in the Fund through an automatic investment plan or, for Class S shares, through certain fee-based investment advisory programs.

You may purchase or redeem Fund shares on days that the New York Stock Exchange is open. You may conduct such transactions by mail, telephone 800-847-4836, the Internet (thrivent.com or, for Class S shares, thriventfunds.com), the mobile app, by wire/ACH transfer or through an automatic investment plan (for purchases) or a systematic withdrawal plan (for redemptions), subject to certain limitations.

Tax Information

The Fund intends to make distributions that may be taxed as ordinary income or capital gains. Investing in the Fund through a retirement plan could have different tax consequences.

Payments to Broker-Dealers and Other Financial Intermediaries

If you purchase the Fund through a broker-dealer or other financial intermediary (such as an insurance company), the Fund and its related companies may pay the intermediary for the sale of Fund shares and related services. These payments may create a conflict of interest by influencing the broker-dealer or other intermediary and your financial professional to recommend the Fund over another investment. Ask your financial professional or visit your financial intermediary’s website for more information.

Thrivent Large Cap Growth Fund

Class S: THLCX | Class A: AAAGX

Investment Objective

Thrivent Large Cap Growth Fund (the "Fund") seeks long-term capital appreciation.

Fees and Expenses

The table below describes the fees and expenses that you may pay if you buy, hold and/or sell shares of the Fund. You may pay other fees, such as brokerage commissions and other fees to financial intermediaries, which are not reflected in the tables and examples below. For Class A shares, you may qualify for sales charge discounts if you and your family invest, or agree to invest in the future, at least \$50,000 in Class A shares of a fund or funds of Thrivent Mutual Funds. More information about these and other Class A sales charge discounts is available from your financial professional and in the "Class A Sales Charges" and "Ways to Eliminate or Reduce the Initial Class A Sales Charges" sections of the Fund's prospectus and the "Sales Charges" section under the heading "Purchase, Redemption and Pricing of Shares" of the Fund's Statement of Additional Information.

Shareholder Fees

(fees paid directly from your investment)

	Class S	Class A
Maximum Sales Charge (load) Imposed On Purchases (as a % of offering price)	None	4.50%
Maximum Deferred Sales Charge (load) (as a % of the net asset value)	None	None

Annual Fund Operating Expenses

(expenses that you pay each year as a percentage of the value of your investment)

	Class S	Class A
Management Fees	0.65%	0.65%
Distribution and Shareholder Service (12b-1) Fees	None	0.25%
Other Expenses	0.11%	0.16%
Total Annual Fund Operating Expenses	0.76%	1.06%
Less Fee Waivers and/or Expense Reimbursements ¹	None	0.02%
Total Annual Fund Operating Expenses After Fee Waivers and/or Expense Reimbursements	0.76%	1.04%

¹ The Adviser has contractually agreed, through at least February 28, 2025, to waive a portion of the management fees associated with the Class A shares of the Thrivent Large Cap Growth Fund in order to limit the Total Annual Fund Operating Expenses After Fee Waivers and/or Expense Reimbursements to an annual rate of 1.04% of the average daily net assets of the Class A shares. This contractual provision, however, may be terminated before the indicated termination date upon the mutual agreement between the Independent Trustees of the Fund and the Adviser.

Example

The example below is intended to help you compare the cost of investing in the Fund with the cost of investing in other mutual funds.

The example assumes that you invest \$10,000 in the Fund for the time periods indicated and then redeem all of your shares at the end of those periods. For Class A shares, the example includes the initial sales charge. In addition, the example for the 1 Year period for Class A shares reflects the effect of the contractual fee waiver and/or expense reimbursement. The example also assumes that your investment has a 5% return each year, and that the Fund's operating expenses remain the same. Although your actual cost may be higher or lower, based on these assumptions your cost would be:

	1 Year	3 Years	5 Years	10 Years
Class S	\$78	\$243	\$422	\$942
Class A	\$551	\$770	\$1,007	\$1,684

Portfolio Turnover

The Fund pays transaction costs, such as commissions, when it buys and sells securities (or "turns over" its portfolio). A higher portfolio turnover rate may indicate higher transaction costs and may result in higher taxes when Fund shares are held in a taxable account. These costs, which are not reflected in annual fund operating expenses or in the example, affect the Fund's performance. During the most recent fiscal year, the Fund's portfolio turnover rate was 52% of the average value of its portfolio.

Principal Strategies

Under normal circumstances, the Fund invests at least 80% of its net assets (plus the amount of any borrowing for investment purposes) in equity securities of large companies. The Adviser focuses mainly on the equity securities of large domestic and international companies which have market capitalizations equivalent to those included in widely known indices such as the Russell 1000[®] Index, S&P 500[®] Index, or the large company market capitalization classifications published by Morningstar or Lipper, Inc. The Fund defines large-cap companies as those with market capitalizations at the time of purchase at or above the market capitalization of the smallest company represented in either the Russell 1000 Index (approximately \$270.2 million as of December 31, 2023) or the S&P 500 Index (approximately \$6.5 billion as of December 31, 2023). Should the Adviser change the investments used for purposes of this 80% threshold, you will be notified at least 60 days prior to the change.

The Fund seeks to achieve its investment objective by investing in common stocks. The Adviser uses fundamental analysis and other investment techniques to identify stocks of companies that it believes have demonstrated and will sustain above-average earnings growth over time, or which are expected to develop rapid sales and earnings growth in the future when compared to the economy and stock market as a whole. Many such companies are in the technology sector and the Fund may at

times have a higher concentration in this industry. As a non-diversified fund under the Investment Company Act of 1940, as amended (the “1940 Act”), the Fund may focus its investments on the securities of a relatively few number of issuers.

The Fund may sell securities for a variety of reasons, such as to secure gains, limit losses, or reposition assets into more promising opportunities.

Principal Risks

The Fund is subject to the following principal investment risks, which you should review carefully and in entirety. The Fund may not achieve its investment objective and you could lose money by investing in the Fund.

Large Cap Risk. Large-sized companies may be unable to respond quickly to new competitive challenges such as changes in technology. They may also not be able to attain the high growth rate of successful smaller companies, especially during extended periods of economic expansion.

Growth Investing Risk. Growth style investing includes the risk of investing in securities whose prices historically have been more volatile than other securities, especially over the short term. Growth stock prices reflect projections of future earnings or revenues and, if a company’s earnings or revenues fall short of expectations, its stock price may fall dramatically.

Equity Security Risk. Equity securities held by the Fund may decline significantly in price, sometimes rapidly or unpredictably, over short or extended periods of time, and such declines may occur because of declines in the equity market as a whole, or because of declines in only a particular country, geographic region, company, industry, or sector of the market. From time to time, the Fund may invest a significant portion of its assets in companies in one particular country or geographic region or one or more related sectors or industries, which would make the Fund more vulnerable to adverse developments affecting such countries, geographic regions, sectors or industries. Equity securities are generally more volatile than most debt securities.

Foreign Securities Risk. Foreign securities generally carry more risk and are more volatile than their domestic counterparts, in part because of potential for higher political and economic risks, lack of reliable information and fluctuations in currency exchange rates where investments are denominated in currencies other than the U.S. dollar. Certain events in foreign markets may adversely affect foreign and domestic issuers, including interruptions in the global supply chain, market closures, war, terrorism, natural disasters and outbreak of infectious diseases. The Fund’s investment in any country could be subject to governmental actions such as capital or currency controls, nationalizing a company or industry, expropriating assets, or imposing punitive taxes that would have an adverse effect on security prices, and impair the Fund’s ability to repatriate capital or income. Foreign securities may also be more difficult to resell than comparable U.S. securities because the markets for foreign securities are often less liquid. Even when a foreign security increases in price in its local currency, the appreciation may be diluted by adverse changes in exchange rates when the security’s value is converted to U.S. dollars. Foreign withholding taxes also may apply and errors and delays may occur in the settlement process for foreign securities.

Investment Adviser Risk. The Fund is actively managed and the success of its investment strategy depends significantly on the skills of the Adviser in assessing the potential of the investments in which the Fund invests. The assessment of potential Fund investments may prove incorrect, resulting in losses or poor performance, even in rising markets. There is also no guarantee that the Adviser will be able to effectively implement the Fund’s investment objective.

Issuer Risk. Issuer risk is the possibility that factors specific to an issuer to which the Fund is exposed will affect the market prices of the issuer’s securities and therefore the value of the Fund.

Market Risk. Over time, securities markets generally tend to move in cycles with periods when security prices rise and periods when security prices decline. The value of the Fund’s investments may move with these cycles and, in some instances, increase or decrease more than the applicable market(s) as measured by the Fund’s benchmark index(es). The securities markets may also decline because of factors that affect a particular industry or market sector, or due to impacts from domestic or global events, including regulatory events, economic downturn, government shutdowns, the spread of infectious illness such as the outbreak of COVID-19, public health crises, war, terrorism, social unrest, recessions, natural disasters or similar events.

Non-Diversified Risk. The Fund is not “diversified” within the meaning of the 1940 Act. That means the Fund may invest a greater percentage of its assets in the securities of any single issuer compared to other funds. A non-diversified portfolio is generally more susceptible than a diversified portfolio to the risk that events or developments affecting a particular issuer or industry will significantly affect the Fund’s performance.

Technology-Oriented Companies Risk. Common stocks of companies that rely extensively on technology, science or communications in their product development or operations may be more volatile than the overall stock market and may or may not move in tandem with the overall stock market. Technology, science and communications are rapidly changing fields, and stocks of these companies, especially of smaller or unseasoned companies, may be subject to more abrupt or erratic market movements than the stock market in general. There are significant competitive pressures among technology-oriented companies and the products or operations of such companies may become obsolete quickly. In addition, these companies may have limited product lines, markets or financial resources and the management of such companies may be more dependent upon one or a few key people.

Performance

The following bar chart and table provide an indication of the risks of investing in the Fund. The bar chart shows changes in the Fund’s performance from year to year for Class A shares. The table shows how the Fund’s average annual returns for one-, five- and ten-year periods compared to broad-based securities market indices. The index descriptions appear in the “Index Descriptions” section of the prospectus. Call 800-847-4836 or visit thriventfunds.com for performance results current to the most recent month-end.

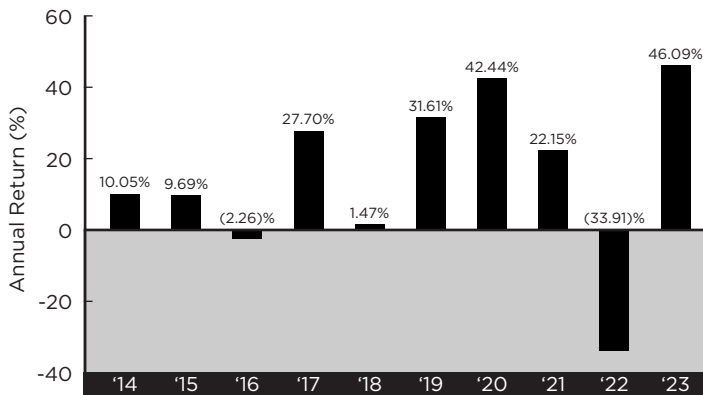
The bar chart includes the effects of Fund expenses, but not sales charges. If sales charges were included, returns would be

lower than those shown. The table includes the effects of Fund expenses and maximum sales charges and assumes that you sold your shares at the end of the period. The after-tax returns are calculated using the historical highest individual federal marginal income tax rates and do not reflect the impact of state and local taxes. Actual after-tax returns depend on an investor's tax situation and may differ from those shown, and after-tax returns are not relevant to investors who hold their Fund shares through tax-deferred arrangements such as individual retirement accounts. After-tax returns are only shown for Class A shares, and after-tax returns for Class S shares will vary.

How the Fund has performed in the past (before and after taxes) is not necessarily an indication of how it will perform in the future. Performance information provides some indication of the risks of investing in the Fund by showing changes in the Fund's performance over time.

Year-by-Year Total Return

Class A Shares



Best Quarter:	Q2 2020	+28.81%
Worst Quarter:	Q2 2022	(24.76)%

Average Annual Total Returns (Periods Ending December 31, 2023)

	1 Year	5 Years	10 Years
Class A (before taxes)	39.51%	16.12%	12.43%
Class A (after taxes on distributions)	38.34%	14.40%	11.02%
Class A (after taxes on distributions and redemptions)	24.19%	12.77%	9.99%
Class S (before taxes)	46.43%	17.56%	13.33%
Russell 1000® Growth Index (reflects no deduction for fees, expenses or taxes)	42.68%	19.50%	14.86%
S&P 500® Growth Index (reflects no deduction for fees, expenses or taxes)	30.03%	16.23%	13.35%

Management

Investment Adviser

The Fund is managed by Thrivent Asset Management, LLC ("Thrivent Asset Mgt." or the "Adviser").

Portfolio Managers

The following individuals are jointly and primarily responsible for the day-to-day management of the Fund:

Name and Title	Portfolio Manager of the Fund Since
Lauri A. Brunner Senior Portfolio Manager	September 2018
Jaimin Soni Senior Portfolio Manager	February 2022

Purchase and Sale of Fund Shares

You may purchase, redeem or exchange shares of the Fund through certain broker-dealers. You also may purchase Class S shares of the Fund directly from the Fund online at thriventfunds.com.

The minimum initial investment requirement for this Fund is \$2,000 and the minimum subsequent investment requirement is \$50 for taxable accounts. For IRA or tax-deferred accounts, the minimum initial investment requirement for this Fund is \$1,000 and the minimum subsequent investment requirement is \$50. These investment requirements may be different, however, for investors investing in the Fund through an automatic investment plan or, for Class S shares, through certain fee-based investment advisory programs.

You may purchase or redeem Fund shares on days that the New York Stock Exchange is open. You may conduct such transactions by mail, telephone 800-847-4836, the Internet (thrivent.com or, for Class S shares, thriventfunds.com), the mobile app, by wire/ACH transfer or through an automatic investment plan (for purchases) or a systematic withdrawal plan (for redemptions), subject to certain limitations.

Tax Information

The Fund intends to make distributions that may be taxed as ordinary income or capital gains. Investing in the Fund through a retirement plan could have different tax consequences.

Payments to Broker-Dealers and Other Financial Intermediaries

If you purchase the Fund through a broker-dealer or other financial intermediary (such as an insurance company), the Fund and its related companies may pay the intermediary for the sale of Fund shares and related services. These payments may create a conflict of interest by influencing the broker-dealer or other intermediary and your financial professional to recommend the Fund over another investment. Ask your financial professional or visit your financial intermediary's website for more information.

Thrivent Large Cap Value Fund

Class S: TLVIX | Class A: AAUTX

Investment Objective

Thrivent Large Cap Value Fund (the "Fund") seeks to achieve long-term growth of capital.

Fees and Expenses

The table below describes the fees and expenses that you may pay if you buy, hold and/or sell shares of the Fund. You may pay other fees, such as brokerage commissions and other fees to financial intermediaries, which are not reflected in the tables and examples below. For Class A shares, you may qualify for sales charge discounts if you and your family invest, or agree to invest in the future, at least \$50,000 in Class A shares of a fund or funds of Thrivent Mutual Funds. More information about these and other Class A sales charge discounts is available from your financial professional and in the "Class A Sales Charges" and "Ways to Eliminate or Reduce the Initial Class A Sales Charges" sections of the Fund's prospectus and the "Sales Charges" section under the heading "Purchase, Redemption and Pricing of Shares" of the Fund's Statement of Additional Information.

Shareholder Fees

(fees paid directly from your investment)

	Class S	Class A
Maximum Sales Charge (load) Imposed On Purchases (as a % of offering price)	None	4.50%
Maximum Deferred Sales Charge (load) (as a % of the net asset value)	None	None

Annual Fund Operating Expenses

(expenses that you pay each year as a percentage of the value of your investment)

	Class S	Class A
Management Fees	0.45%	0.45%
Distribution and Shareholder Service (12b-1) Fees	None	0.25%
Other Expenses	0.11%	0.15%
Total Annual Fund Operating Expenses	0.56%	0.85%

Example

The example below is intended to help you compare the cost of investing in the Fund with the cost of investing in other mutual funds.

The example assumes that you invest \$10,000 in the Fund for the time periods indicated and then redeem all of your shares at the end of those periods. For Class A shares, the example includes the initial sales charge. The example also assumes that your investment has a 5% return each year, and that the Fund's operating expenses remain the same. Although your actual cost may be higher or lower, based on these assumptions your cost would be:

	1 Year	3 Years	5 Years	10 Years
Class S	\$57	\$179	\$313	\$701
Class A	\$533	\$709	\$900	\$1,452

Portfolio Turnover

The Fund pays transaction costs, such as commissions, when it buys and sells securities (or "turns over" its portfolio). A higher portfolio turnover rate may indicate higher transaction costs and may result in higher taxes when Fund shares are held in a taxable account. These costs, which are not reflected in annual fund operating expenses or in the example, affect the Fund's performance. During the most recent fiscal year, the Fund's portfolio turnover rate was 21% of the average value of its portfolio.

Principal Strategies

Under normal circumstances, the Fund invests at least 80% of its net assets (plus the amount of any borrowing for investment purposes) in equity securities of large companies. The Adviser focuses mainly on the equity securities of large domestic and international companies which have market capitalizations equivalent to those included in widely known indices such as the Russell 1000[®] Index, S&P 500[®] Index, or the large company market capitalization classifications published by Morningstar or Lipper, Inc. The Fund defines large-cap companies as those with market capitalizations at the time of purchase at or above the market capitalization of the smallest company represented in either the Russell 1000 Index (approximately \$270.2 million as of December 31, 2023) or the S&P 500 Index (approximately \$6.5 billion as of December 31, 2023). Should the Adviser change the investments used for purposes of this 80% threshold, we will notify you at least 60 days prior to the change.

The Fund seeks to achieve its investment objective by investing primarily in common stocks. The Adviser uses fundamental analysis and other investment techniques to identify stocks of companies that it believes are undervalued in relation to their long-term earnings potential or asset value. The Fund may sell securities for a variety of reasons, such as to secure gains, limit losses, or reposition assets into more promising opportunities.

Principal Risks

The Fund is subject to the following principal investment risks, which you should review carefully and in entirety. The Fund may not achieve its investment objective and you could lose money by investing in the Fund.

Large Cap Risk. Large-sized companies may be unable to respond quickly to new competitive challenges such as changes in technology. They may also not be able to attain the high growth rate of successful smaller companies, especially during extended periods of economic expansion.

Value Investing Risk. Value style investing includes the risk that stocks of undervalued companies may not rise as quickly as anticipated if the market doesn't recognize their intrinsic value or if value stocks are out of favor.

Equity Security Risk. Equity securities held by the Fund may decline significantly in price, sometimes rapidly or unpredictably, over short or extended periods of time, and such declines may occur because of declines in the equity market as a whole, or because of declines in only a particular country, geographic region, company, industry, or sector of the market. From time to time, the Fund may invest a significant portion of its assets in companies in one particular country or geographic region or one or more related sectors or industries, which would make the Fund more vulnerable to adverse developments affecting such countries, geographic regions, sectors or industries. Equity securities are generally more volatile than most debt securities.

Foreign Securities Risk. Foreign securities generally carry more risk and are more volatile than their domestic counterparts, in part because of potential for higher political and economic risks, lack of reliable information and fluctuations in currency exchange rates where investments are denominated in currencies other than the U.S. dollar. Certain events in foreign markets may adversely affect foreign and domestic issuers, including interruptions in the global supply chain, market closures, war, terrorism, natural disasters and outbreak of infectious diseases. The Fund's investment in any country could be subject to governmental actions such as capital or currency controls, nationalizing a company or industry, expropriating assets, or imposing punitive taxes that would have an adverse effect on security prices, and impair the Fund's ability to repatriate capital or income. Foreign securities may also be more difficult to resell than comparable U.S. securities because the markets for foreign securities are often less liquid. Even when a foreign security increases in price in its local currency, the appreciation may be diluted by adverse changes in exchange rates when the security's value is converted to U.S. dollars. Foreign withholding taxes also may apply and errors and delays may occur in the settlement process for foreign securities.

Investment Adviser Risk. The Fund is actively managed and the success of its investment strategy depends significantly on the skills of the Adviser in assessing the potential of the investments in which the Fund invests. The assessment of potential Fund investments may prove incorrect, resulting in losses or poor performance, even in rising markets. There is also no guarantee that the Adviser will be able to effectively implement the Fund's investment objective.

Issuer Risk. Issuer risk is the possibility that factors specific to an issuer to which the Fund is exposed will affect the market prices of the issuer's securities and therefore the value of the Fund.

Market Risk. Over time, securities markets generally tend to move in cycles with periods when security prices rise and periods when security prices decline. The value of the Fund's investments may move with these cycles and, in some instances, increase or decrease more than the applicable market(s) as measured by the Fund's benchmark index(es). The securities markets may also decline because of factors that affect a particular industry or market sector, or due to impacts from domestic or global events, including regulatory events, economic downturn, government shutdowns, the spread of infectious illness such as the outbreak of COVID-19, public health crises, war, terrorism, social unrest, recessions, natural disasters or similar events.

Performance

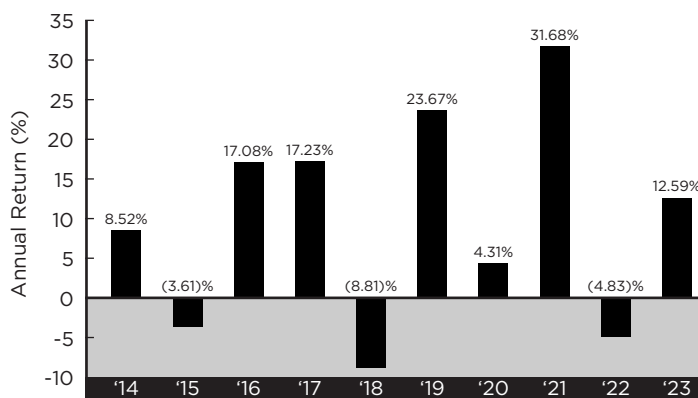
The following bar chart and table provide an indication of the risks of investing in the Fund. The bar chart shows changes in the Fund's performance from year to year for Class A shares. The table shows how the Fund's average annual returns for one-, five- and ten-year periods compared to broad-based securities market indices. The index descriptions appear in the "Index Descriptions" section of the prospectus. Call 800-847-4836 or visit thriventfunds.com for performance results current to the most recent month-end.

The bar chart includes the effects of Fund expenses, but not sales charges. If sales charges were included, returns would be lower than those shown. The table includes the effects of Fund expenses and maximum sales charges and assumes that you sold your shares at the end of the period. The after-tax returns are calculated using the historical highest individual federal marginal income tax rates and do not reflect the impact of state and local taxes. Actual after-tax returns depend on an investor's tax situation and may differ from those shown, and after-tax returns are not relevant to investors who hold their Fund shares through tax-deferred arrangements such as individual retirement accounts. After-tax returns are only shown for Class A shares, and after-tax returns for Class S shares will vary.

How the Fund has performed in the past (before and after taxes) is not necessarily an indication of how it will perform in the future. Performance information provides some indication of the risks of investing in the Fund by showing changes in the Fund's performance over time.

Year-by-Year Total Return

Class A Shares



Best Quarter:	Q4 2020	+18.58%
Worst Quarter:	Q1 2020	(27.90)%

Average Annual Total Returns
(Periods Ending December 31, 2023)

	1 Year	5 Years	10 Years
Class A (before taxes)	7.53%	11.69%	8.57%
Class A (after taxes on distributions)	6.72%	10.39%	7.25%
Class A (after taxes on distributions and redemptions)	5.03%	9.14%	6.65%
Class S (before taxes)	12.93%	13.09%	9.46%
Russell 1000® Value Index (reflects no deduction for fees, expenses or taxes)	11.46%	10.91%	8.40%
S&P 500® Value Index (reflects no deduction for fees, expenses or taxes)	22.23%	14.11%	10.01%

Management

Investment Adviser

The Fund is managed by Thrivent Asset Management, LLC (“Thrivent Asset Mgt.” or the “Adviser”).

Portfolio Managers

The following individuals are jointly and primarily responsible for the day-to-day management of the Fund:

Name and Title	Portfolio Manager of the Fund Since
Kurt J. Lauber, CFA Senior Portfolio Manager	March 2013
Thomas C. Lieu, CFA Senior Portfolio Manager	February 2022

Purchase and Sale of Fund Shares

You may purchase, redeem or exchange shares of the Fund through certain broker-dealers. You also may purchase Class S shares of the Fund directly from the Fund online at thriventfunds.com.

The minimum initial investment requirement for this Fund is \$2,000 and the minimum subsequent investment requirement is \$50 for taxable accounts. For IRA or tax-deferred accounts, the minimum initial investment requirement for this Fund is \$1,000 and the minimum subsequent investment requirement is \$50. These investment requirements may be different, however, for investors investing in the Fund through an automatic investment plan or, for Class S shares, through certain fee-based investment advisory programs.

You may purchase or redeem Fund shares on days that the New York Stock Exchange is open. You may conduct such transactions by mail, telephone 800-847-4836, the Internet (thrivent.com or, for Class S shares, thriventfunds.com), the mobile app, by wire/ACH transfer or through an automatic investment plan (for purchases) or a systematic withdrawal plan (for redemptions), subject to certain limitations.

Tax Information

The Fund intends to make distributions that may be taxed as ordinary income or capital gains. Investing in the Fund through a retirement plan could have different tax consequences.

Payments to Broker-Dealers and Other Financial Intermediaries

If you purchase the Fund through a broker-dealer or other financial intermediary (such as an insurance company), the Fund and its related companies may pay the intermediary for the sale of Fund shares and related services. These payments may create a conflict of interest by influencing the broker-dealer or other intermediary and your financial professional to recommend the Fund over another investment. Ask your financial professional or visit your financial intermediary’s website for more information.

Thrivent Limited Maturity Bond Fund

Class S: THLIX | Class A: LBLAX

Investment Objective

Thrivent Limited Maturity Bond Fund (the "Fund") seeks a high level of current income consistent with stability of principal.

Fees and Expenses

The table below describes the fees and expenses that you may pay if you buy, hold and/or sell shares of the Fund. You may pay other fees, such as brokerage commissions and other fees to financial intermediaries, which are not reflected in the tables and examples below.

Shareholder Fees

(fees paid directly from your investment)

	Class S	Class A
Maximum Sales Charge (load) Imposed On Purchases (as a % of offering price)	None	None
Maximum Deferred Sales Charge (load) (as a % of the net asset value)	None	None

Annual Fund Operating Expenses

(expenses that you pay each year as a percentage of the value of your investment)

	Class S	Class A
Management Fees	0.28%	0.28%
Distribution and Shareholder Service (12b-1) Fees	None	0.13%
Other Expenses	0.15%	0.17%
Total Annual Fund Operating Expenses	0.43%	0.58%

Example

The example below is intended to help you compare the cost of investing in the Fund with the cost of investing in other mutual funds.

The example assumes that you invest \$10,000 in the Fund for the time periods indicated and then redeem all of your shares at the end of those periods. The example also assumes that your investment has a 5% return each year, and that the Fund's operating expenses remain the same. Although your actual cost may be higher or lower, based on these assumptions your cost would be:

	1 Year	3 Years	5 Years	10 Years
Class S	\$44	\$138	\$241	\$542
Class A	\$59	\$186	\$324	\$726

Portfolio Turnover

The Fund pays transaction costs, such as commissions, when it buys and sells securities (or "turns over" its portfolio). A higher portfolio turnover rate may indicate higher transaction costs and may result in higher taxes when Fund shares are held in a taxable account. These costs, which are not reflected in annual fund operating expenses or in the example, affect the Fund's

performance. During the most recent fiscal year, the Fund's portfolio turnover rate was 53% of the average value of its portfolio.

Principal Strategies

The principal strategies of the Fund are to invest in investment-grade corporate bonds, government bonds, mortgage-backed securities (including commercially backed ones), asset-backed securities, and collateralized debt obligations (including collateralized loan obligations). Asset-backed securities are securities backed by notes or receivables originated by banks, credit card companies, or other providers of credit; collateralized debt obligations are types of asset-backed securities. Under normal market conditions, the Fund invests at least 80% of its net assets (plus the amount of any borrowing for investment purposes) in investment grade debt securities or preferred stock. At the time of purchase, these investment grade securities are rated at or above BBB- by S&P, or Baa3 by Moody's, or unrated but considered to be of comparable quality by the Adviser, with the dollar-weighted average effective maturity for the Fund expected to be between one and five years. Should the Adviser change the investments used for purposes of this 80% threshold, you will be notified at least 60 days prior to the change.

The Fund may also invest in high yield, high risk bonds, notes, debentures and other debt obligations or preferred stock commonly known as "junk bonds." At the time of purchase, these securities are rated within or below the "BB" major rating category by S&P or the "Ba" major rating category by Moody's or are unrated but considered to be of comparable quality by the Adviser.

The Adviser uses fundamental and other investment research techniques to determine what debt obligations to buy and sell. Fundamental techniques assess a security's value based on an issuer's financial profile, management, and business prospects. The Adviser focuses on companies that it believes are financially sound and have strong cash flow, asset values and interest or dividend earnings, and may invest in U.S. dollar-denominated debt of foreign companies.

The Fund utilizes derivatives primarily in the form of U.S. Treasury futures contracts in order to manage the Fund's duration, or interest rate risk. The Fund may enter into derivatives contracts traded on exchanges or in the over the counter market.

Principal Risks

The Fund is subject to the following principal investment risks, which you should review carefully and in entirety. The Fund may not achieve its investment objective and you could lose money by investing in the Fund.

Government Securities Risk. The Fund invests in securities issued or guaranteed by the U.S. government or its agencies and instrumentalities (such as Federal Home Loan Bank, Ginnie Mae, Fannie Mae or Freddie Mac securities). Securities issued or guaranteed by Federal Home Loan Banks, Ginnie Mae, Fannie Mae or Freddie Mac are not issued directly by the U.S. government. Ginnie Mae is a wholly owned U.S. corporation that is authorized to guarantee, with the full faith and credit of the U.S. government, the timely payment of principal and interest of its

securities. By contrast, securities issued or guaranteed by U.S. government-related organizations such as Federal Home Loan Banks, Fannie Mae and Freddie Mac are not backed by the full faith and credit of the U.S. government. No assurance can be given that the U.S. government would provide financial support to its agencies and instrumentalities if not required to do so by law. In addition, the value of U.S. government securities may be affected by changes in the credit rating of the U.S. government, which may be negatively impacted by rising levels of indebtedness. It is possible that issuers of U.S. government securities will not have the funds to meet their payment obligations in the future.

Mortgage-Backed and Other Asset-Backed Securities Risk.

The value of mortgage-backed and asset-backed securities are influenced by the factors affecting the housing market and the assets underlying such securities. As a result, during periods of declining asset value, difficult or frozen credit markets, swings in interest rates, or deteriorating economic conditions, mortgage-related and asset-backed securities may decline in value, face valuation difficulties, become more volatile and/or become illiquid. In addition, both mortgage-backed and asset-backed securities are sensitive to changes in the repayment patterns of the underlying security. If the principal payment on the underlying asset is repaid faster or slower than the holder of the asset-backed or mortgage-backed security anticipates, the price of the security may fall, particularly if the holder must reinvest the repaid principal at lower rates or must continue to hold the security when interest rates rise. This effect may cause the value of the Fund to decline and reduce the overall return of the Fund. Mortgage-backed securities are also subject to extension risk, which is the risk that when interest rates rise, certain mortgage-backed securities are paid in full by the issuer more slowly than anticipated. This can cause the market value of the security to fall because the market may view its interest rate as low for a longer-term investment.

Collateralized Debt Obligations Risk. The risks of an investment in a collateralized debt obligation (“CDO”) depend largely on the quality and type of the collateral and the tranche of the CDO in which the Fund invests. In addition to the typical risks associated with fixed income securities and asset-backed securities, CDOs carry additional risks including, but not limited to: (i) the possibility that distributions from collateral securities will not be adequate to make interest or other payments; (ii) the risk that the collateral may default, decline in value, and/or be downgraded; (iii) the Fund may invest in tranches of CDOs that are subordinate to other tranches; (iv) the structure and complexity of the transaction and the legal documents could lead to disputes among investors regarding the characterization of proceeds; (v) the investment return achieved by the Fund could be significantly different than those predicted by financial models; (vi) the lack of a readily available secondary market for CDOs; (vii) risk of forced “fire sale” liquidation due to technical defaults such as coverage test failures; and (viii) the CDO’s manager may perform poorly.

Credit Risk. Credit risk is the risk that an issuer of a debt security to which the Fund is exposed may no longer be able or willing to pay its debt. As a result of such an event, the debt security may decline in price and affect the value of the Fund.

Futures Contract Risk. The value of a futures contract tends to increase and decrease in tandem with the value of the underlying instrument. The price of futures can be highly volatile; using them could lower total return, and the potential loss from futures can exceed the Fund’s initial investment in such contracts. In

addition, the value of the futures contract may not accurately track the value of the underlying instrument.

High Yield Risk. High yield securities – commonly known as “junk bonds” – to which the Fund is exposed are considered predominantly speculative with respect to the issuer’s continuing ability to make principal and interest payments. If the issuer of the security is in default with respect to interest or principal payments, the value of the Fund may be negatively affected. High yield securities generally have a less liquid resale market.

Interest Rate Risk. Interest rate risk is the risk that prices of debt securities decline in value when interest rates rise for debt securities that pay a fixed rate of interest. Debt securities with longer durations (a measure of price sensitivity of a bond or bond fund to changes in interest rates) or maturities (i.e., the amount of time until a bond’s issuer must pay its principal or face value) tend to be more sensitive to changes in interest rates than debt securities with shorter durations or maturities. Changes in general economic conditions, inflation, and monetary policies, such as certain types of interest rate changes by the Federal Reserve, could affect interest rates and the value of some securities. During periods of low interest rates or when inflation rates are high or rising, the Fund may be subject to a greater risk of rising interest rates.

Investment Adviser Risk. The Fund is actively managed and the success of its investment strategy depends significantly on the skills of the Adviser in assessing the potential of the investments in which the Fund invests. The assessment of potential Fund investments may prove incorrect, resulting in losses or poor performance, even in rising markets. There is also no guarantee that the Adviser will be able to effectively implement the Fund’s investment objective.

Issuer Risk. Issuer risk is the possibility that factors specific to an issuer to which the Fund is exposed will affect the market prices of the issuer’s securities and therefore the value of the Fund.

Liquidity Risk. Liquidity is the ability to sell a security relatively quickly for a price that most closely reflects the actual value of the security. To the extent that dealers do not maintain inventories of bonds that keep pace with the growth of the bond markets over time, relatively low levels of dealer inventories could lead to decreased liquidity and increased volatility in the fixed income markets, particularly during periods of economic or market stress. As a result of this decreased liquidity, the Fund may have to accept a lower price to sell a security, sell other securities to raise cash, or give up an investment opportunity, any of which could have a negative effect on performance.

Market Risk. Over time, securities markets generally tend to move in cycles with periods when security prices rise and periods when security prices decline. The value of the Fund’s investments may move with these cycles and, in some instances, increase or decrease more than the applicable market(s) as measured by the Fund’s benchmark index(es). The securities markets may also decline because of factors that affect a particular industry or market sector, or due to impacts from domestic or global events, including regulatory events, economic downturn, government shutdowns, the spread of infectious illness such as the outbreak of COVID-19, public health crises, war, terrorism, social unrest, recessions, natural disasters or similar events.

Redemption Risk. The Fund may need to sell portfolio securities to meet redemption requests. The Fund could experience a loss when selling portfolio securities to meet redemption requests if there is (i) significant redemption activity by shareholders,

including, for example, when a single investor or few large investors make a significant redemption of Fund shares, (ii) a disruption in the normal operation of the markets in which the Fund buys and sells portfolio securities or (iii) the inability of the Fund to sell portfolio securities because such securities are illiquid. In such events, the Fund could be forced to sell portfolio securities at unfavorable prices in an effort to generate sufficient cash to pay redeeming shareholders.

Performance

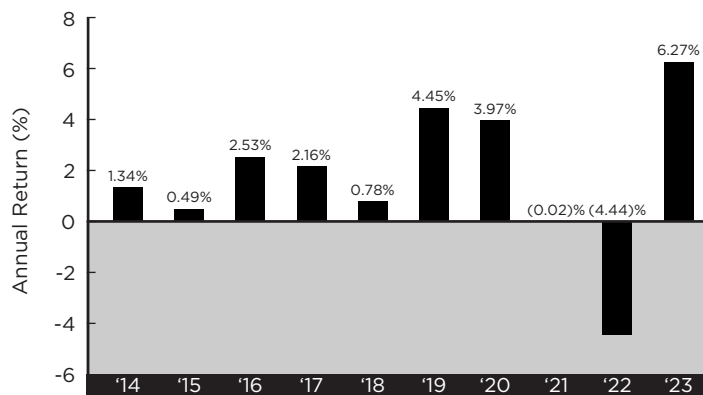
The following bar chart and table provide an indication of the risks of investing in the Fund. The bar chart shows changes in the Fund's performance from year to year for Class A shares. The table shows how the Fund's average annual returns for one-, five- and ten-year periods compared to a broad-based securities market index. The index description appears in the "Index Descriptions" section of the prospectus. Call 800-847-4836 or visit thriventfunds.com for performance results current to the most recent month-end.

The bar chart and table include the effects of Fund expenses and assume that you sold your shares at the end of the period. The after-tax returns are calculated using the historical highest individual federal marginal income tax rates and do not reflect the impact of state and local taxes. Actual after-tax returns depend on an investor's tax situation and may differ from those shown, and after-tax returns are not relevant to investors who hold their Fund shares through tax-deferred arrangements such as individual retirement accounts. After-tax returns are only shown for Class A shares, and after-tax returns for Class S shares will vary. Returns after taxes on distributions and redemptions may be higher than before tax returns and/or after taxes on distributions shown because they reflect the tax benefit of capital losses realized in the redemption of Fund shares.

How the Fund has performed in the past (before and after taxes) is not necessarily an indication of how it will perform in the future. Performance information provides some indication of the risks of investing in the Fund by showing changes in the Fund's performance over time.

Year-by-Year Total Return

Class A Shares



Best Quarter:	Q2 2020	+4.82%
Worst Quarter:	Q1 2020	(2.66)%

Average Annual Total Returns (Periods Ending December 31, 2023)

	1 Year	5 Years	10 Years
Class A (before taxes)	6.27%	1.97%	1.72%
Class A (after taxes on distributions)	4.98%	1.10%	0.92%
Class A (after taxes on distributions and redemptions)	3.69%	1.14%	0.96%
Class S (before taxes)	6.43%	2.15%	1.91%
Bloomberg Government/Credit 1-3 Year Bond Index (reflects no deduction for fees, expenses or taxes)	4.61%	1.51%	1.27%

Management

Investment Adviser

The Fund is managed by Thrivent Asset Management, LLC ("Thrivent Asset Mgt." or the "Adviser").

Portfolio Managers

The following individuals are jointly and primarily responsible for the day-to-day management of the Fund:

Name and Title	Portfolio Manager of the Fund Since
Cortney L. Swensen, CFA Senior Portfolio Manager	February 2020
Jon-Paul (JP) Gagne Senior Portfolio Manager	February 2021

Purchase and Sale of Fund Shares

You may purchase, redeem or exchange shares of the Fund through certain broker-dealers. You also may purchase Class S shares of the Fund directly from the Fund online at thriventfunds.com.

The minimum initial investment requirement for this Fund is \$2,000 and the minimum subsequent investment requirement is \$50 for taxable accounts. For IRA or tax-deferred accounts, the minimum initial investment requirement for this Fund is \$1,000 and the minimum subsequent investment requirement is \$50. These investment requirements may be different, however, for investors investing in the Fund through an automatic investment plan or, for Class S shares, through certain fee-based investment advisory programs.

You may purchase or redeem Fund shares on days that the New York Stock Exchange is open. You may conduct such transactions by mail, telephone 800-847-4836, the Internet (thrivent.com or, for Class S shares, thriventfunds.com), the mobile app, by wire/ACH transfer or through an automatic investment plan (for purchases) or a systematic withdrawal plan (for redemptions), subject to certain limitations.

Tax Information

The Fund intends to make distributions that may be taxed as ordinary income or capital gains. Investing in the Fund through a retirement plan could have different tax consequences.

Payments to Broker-Dealers and Other Financial Intermediaries

If you purchase the Fund through a broker-dealer or other financial intermediary (such as an insurance company), the Fund and its related companies may pay the intermediary for the sale

of Fund shares and related services. These payments may create a conflict of interest by influencing the broker-dealer or other intermediary and your financial professional to recommend the Fund over another investment. Ask your financial professional or visit your financial intermediary's website for more information.

Thrivent Low Volatility Equity Fund

Class S: TLVOX

The Board of Trustees of Thrivent Mutual Funds has approved the merger of Thrivent Low Volatility Equity Fund (the "Target Fund") into Thrivent Global Stock Fund. The merger is subject to approval by shareholders of the Target Fund at a special meeting of shareholders to be held on or about June 27, 2024. The merger, if approved by shareholders, will occur on or about July 19, 2024. The Target Fund will be closed to new shareholder accounts after the close of business on May 3, 2024.

Investment Objective

Thrivent Low Volatility Equity Fund (the "Fund") seeks long-term capital appreciation with lower volatility relative to the global equity markets. The Fund's investment objective may be changed without shareholder approval.

Fees and Expenses

The table below describes the fees and expenses that you may pay if you buy, hold and/or sell shares of the Fund. You may pay other fees, such as brokerage commissions and other fees to financial intermediaries, which are not reflected in the tables and examples below.

Shareholder Fees

(fees paid directly from your investment)

	Class S
Maximum Sales Charge (load) Imposed On Purchases (as a % of offering price)	None
Maximum Deferred Sales Charge (load) (as a % of the net asset value)	None

Annual Fund Operating Expenses

(expenses that you pay each year as a percentage of the value of your investment)

	Class S
Management Fees	0.60%
Distribution and Shareholder Service (12b-1) Fees	None
Other Expenses	0.82%
Total Annual Fund Operating Expenses	1.42%
Less Fee Waivers and/or Expense Reimbursements ¹	0.47%
Total Annual Fund Operating Expenses After Fee Waivers and/or Expense Reimbursements	0.95%

¹ The Adviser has contractually agreed, through at least February 28, 2025, to waive a portion of the management fees associated with the Class S shares of the Thrivent Low Volatility Equity Fund in order to limit the Total Annual Fund Operating Expenses After Fee Waivers and/or Expense Reimbursements to an annual rate of 0.95% of the average daily net assets of the Class S shares. This contractual provision, however, may be terminated before the indicated termination date upon the mutual agreement between the Independent Trustees of the Fund and the Adviser.

Example

The example below is intended to help you compare the cost of investing in the Fund with the cost of investing in other mutual funds.

The example assumes that you invest \$10,000 in the Fund for the time periods indicated and then redeem all of your shares at the end of those periods. In addition, the example for the 1 Year period reflects the effect of the contractual fee waiver and/or expense reimbursement. The example also assumes that your investment has a 5% return each year, and that the Fund's operating expenses remain the same. Although your actual cost may be higher or lower, based on these assumptions your cost would be:

	1 Year	3 Years	5 Years	10 Years
Class S	\$97	\$403	\$732	\$1,661

Portfolio Turnover

The Fund pays transaction costs, such as commissions, when it buys and sells securities (or "turns over" its portfolio). A higher portfolio turnover rate may indicate higher transaction costs and may result in higher taxes when Fund shares are held in a taxable account. These costs, which are not reflected in annual fund operating expenses or in the example, affect the Fund's performance. During the most recent fiscal year, the Fund's portfolio turnover rate was 88% of the average value of its portfolio.

Principal Strategies

Under normal circumstances, the Fund invests at least 80% of its net assets (plus the amount of any borrowing for investment purposes) in equity securities. The Fund's investments are diversified globally. The Fund may invest in securities denominated in U.S. dollars and the currencies of the foreign countries in which it may invest. The Fund typically has full currency exposure to those markets in which it invests. The Fund may buy or sell equity index futures for investment exposure or hedging purposes. The Fund may invest in securities of any market capitalization, including small- and mid-cap securities.

In seeking to achieve the Fund's investment objective, the Adviser employs investment management techniques to identify securities that exhibit low volatility returns. Volatility refers to the variation in security and market prices over time. Over a full market cycle, the Fund seeks to have a risk profile similar to the MSCI World Minimum Volatility Index – USD Net Returns. It is expected that the Fund will generally underperform the global equity markets during periods of strong market performance.

In buying and selling securities for the Fund, the Adviser uses an active strategy. This strategy consists of a disciplined approach that involves computer-aided, quantitative analysis of fundamental, technical and risk-related factors. The Adviser's factor model (a method of analyzing and combining multiple data sources) systematically reviews thousands of stocks, using data such as historical earnings growth and expected future growth, valuation, price momentum, and other quantitative factors to forecast return potential. Then, risk characteristics of potential investments and covariation among securities are analyzed along with the return forecasts in determining the Fund's holdings to produce a portfolio with reduced volatility.

Principal Risks

The Fund is subject to the following principal investment risks, which you should review carefully and in entirety. The Fund may not achieve its investment objective and you could lose money by investing in the Fund.

Equity Security Risk. Equity securities held by the Fund may decline significantly in price, sometimes rapidly or unpredictably, over short or extended periods of time, and such declines may occur because of declines in the equity market as a whole, or because of declines in only a particular country, geographic region, company, industry, or sector of the market. From time to time, the Fund may invest a significant portion of its assets in companies in one particular country or geographic region or one or more related sectors or industries, which would make the Fund more vulnerable to adverse developments affecting such countries, geographic regions, sectors or industries. Equity securities are generally more volatile than most debt securities.

Large Cap Risk. Large-sized companies may be unable to respond quickly to new competitive challenges such as changes in technology. They may also not be able to attain the high growth rate of successful smaller companies, especially during extended periods of economic expansion.

Quantitative Investing Risk. Securities selected according to a quantitative analysis methodology can perform differently from the market as a whole based on the model and the factors used in the analysis, the weight placed on each factor and changes in the factor's historical trends. Such models are based on assumptions relating to these and other market factors, and the models may not take into account certain factors, or perform as intended, and may result in a decline in the value of the Fund's portfolio. Among other risks, results generated by such models may be impaired by errors in human judgment, data imprecision, software or other technology systems malfunctions, or programming flaws. Such models may not perform as expected or may underperform in periods of market volatility.

Derivatives Risk. The use of derivatives (such as futures) involves additional risks and transaction costs which could leave the Fund in a worse position than if it had not used these instruments. The Fund utilizes equity futures in order to increase or decrease its exposure to various asset classes at a lower cost than trading stocks directly. The use of derivatives can lead to losses because of adverse movements in the price or value of the underlying asset, index or rate, which may be magnified by certain features of the contract. Changes in the value of the derivative may not correlate as intended with the underlying asset, rate or index, and the Fund could lose much more than the original amount invested. Derivatives can be highly volatile, illiquid and difficult to value. Certain derivatives may also be subject to counterparty risk, which is the risk that the other party in the transaction will not fulfill its contractual obligations due to its financial condition, market events, or other reasons.

Foreign Currency Risk. The value of a foreign currency may decline against the U.S. dollar, which would reduce the dollar value of securities denominated in that currency. The overall impact of such a decline of foreign currency can be significant, unpredictable, and long lasting, depending on the currencies represented, how each one appreciates or depreciates in relation to the U.S. dollar, and whether currency positions are hedged. Under normal conditions, the Fund does not engage in extensive foreign currency hedging programs. Further, exchange rate

movements are volatile, and it is not possible to effectively hedge the currency risks of many developing countries.

Foreign Securities Risk. Foreign securities generally carry more risk and are more volatile than their domestic counterparts, in part because of potential for higher political and economic risks, lack of reliable information and fluctuations in currency exchange rates where investments are denominated in currencies other than the U.S. dollar. Certain events in foreign markets may adversely affect foreign and domestic issuers, including interruptions in the global supply chain, market closures, war, terrorism, natural disasters and outbreak of infectious diseases. The Fund's investment in any country could be subject to governmental actions such as capital or currency controls, nationalizing a company or industry, expropriating assets, or imposing punitive taxes that would have an adverse effect on security prices, and impair the Fund's ability to repatriate capital or income. Foreign securities may also be more difficult to resell than comparable U.S. securities because the markets for foreign securities are often less liquid. Even when a foreign security increases in price in its local currency, the appreciation may be diluted by adverse changes in exchange rates when the security's value is converted to U.S. dollars. Foreign withholding taxes also may apply and errors and delays may occur in the settlement process for foreign securities.

Futures Contract Risk. The value of a futures contract tends to increase and decrease in tandem with the value of the underlying instrument. The price of futures can be highly volatile; using them could lower total return, and the potential loss from futures can exceed the Fund's initial investment in such contracts. In addition, the value of the futures contract may not accurately track the value of the underlying instrument.

Investment Adviser Risk. The Fund is actively managed and the success of its investment strategy depends significantly on the skills of the Adviser in assessing the potential of the investments in which the Fund invests. The assessment of potential Fund investments may prove incorrect, resulting in losses or poor performance, even in rising markets. There is also no guarantee that the Adviser will be able to effectively implement the Fund's investment objective.

Issuer Risk. Issuer risk is the possibility that factors specific to an issuer to which the Fund is exposed will affect the market prices of the issuer's securities and therefore the value of the Fund.

Market Risk. Over time, securities markets generally tend to move in cycles with periods when security prices rise and periods when security prices decline. The value of the Fund's investments may move with these cycles and, in some instances, increase or decrease more than the applicable market(s) as measured by the Fund's benchmark index(es). The securities markets may also decline because of factors that affect a particular industry or market sector, or due to impacts from domestic or global events, including regulatory events, economic downturn, government shutdowns, the spread of infectious illness such as the outbreak of COVID-19, public health crises, war, terrorism, social unrest, recessions, natural disasters or similar events.

Mid Cap Risk. Medium-sized companies often have greater price volatility, lower trading volume, and less liquidity than larger, more-established companies. These companies tend to have smaller revenues, narrower product lines, less management depth and experience, smaller shares of their product or service

markets, fewer financial resources, and less competitive strength than larger companies.

Performance

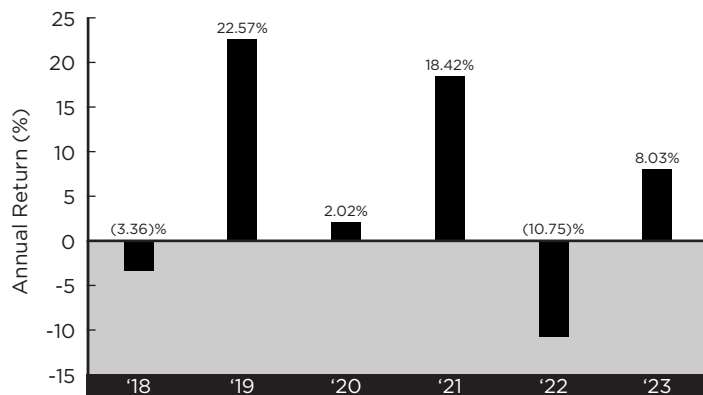
The following bar chart and table provide an indication of the risks of investing in the Fund. The bar chart shows changes in the Fund's performance from year to year for Class S shares. The table shows how the Fund's average annual returns for the one- and five-year periods and since inception compared to a broad-based securities market index. The index description appears in the "Index Descriptions" section of the prospectus. Call 800-847-4836 or visit thriventfunds.com for performance results current to the most recent month-end.

The bar chart and the table include the effects of Fund expenses and assume that you sold your shares at the end of the period. The after-tax returns are calculated using the historical highest individual federal marginal income tax rates and do not reflect the impact of state and local taxes. Actual after-tax returns depend on an investor's tax situation and may differ from those shown, and after-tax returns are not relevant to investors who hold their Fund shares through tax-deferred arrangements such as individual retirement accounts.

How the Fund has performed in the past (before and after taxes) is not necessarily an indication of how it will perform in the future. Performance information provides some indication of the risks of investing in the Fund by showing changes in the Fund's performance over time.

Year-by-Year Total Return

Class S Shares



Best Quarter:	Q4 2022	+11.52%
Worst Quarter:	Q1 2020	(17.39)%

Average Annual Total Returns (Periods Ending December 31, 2023)

	1 Year	5 Years	Since Inception 2/28/2017
Class S (before taxes)	8.03%	7.38%	6.53%
Class S (after taxes on distributions)	6.92%	6.57%	5.74%
Class S (after taxes on distributions and redemptions)	5.54%	5.78%	5.11%
MSCI World Minimum Volatility Index - USD Net Returns (reflects no deduction for fees, expenses or taxes)	7.42%	6.95%	6.41%

Management

Investment Adviser

The Fund is managed by Thrivent Asset Management, LLC ("Thrivent Asset Mgt." or the "Adviser").

Portfolio Managers

The following individuals are jointly and primarily responsible for the day-to-day management of the Fund:

Name and Title	Portfolio Manager of the Fund Since
Noah J. Monsen, CFA Senior Portfolio Manager	February 2017
Brian W. Bomgren, CQF Senior Portfolio Manager	February 2018
Jing Wang, CFA Senior Portfolio Manager	February 2023

Purchase and Sale of Fund Shares

You may purchase, redeem or exchange shares of the Fund directly from the Fund or through certain broker-dealers.

The minimum initial investment requirement for this Fund is \$2,000 and the minimum subsequent investment requirement is \$50 for taxable accounts. For IRA or tax-deferred accounts, the minimum initial investment requirement for this Fund is \$1,000 and the minimum subsequent investment requirement is \$50. These investment requirements may be different, however, for investors investing in the Fund through an automatic investment plan or through certain fee-based investment advisory programs.

You may purchase or redeem Fund shares on days that the New York Stock Exchange is open. You may conduct such transactions by mail, telephone 800-847-4836, the Internet (thrivent.com or thriventfunds.com), the mobile app, by wire/ACH transfer or through an automatic investment plan (for purchases) or a systematic withdrawal plan (for redemptions), subject to certain limitations.

Tax Information

The Fund intends to make distributions that may be taxed as ordinary income or capital gains. Investing in the Fund through a retirement plan could have different tax consequences.

Payments to Broker-Dealers and Other Financial Intermediaries

If you purchase the Fund through a broker-dealer or other financial intermediary (such as an insurance company), the Fund and its related companies may pay the intermediary for the sale

of Fund shares and related services. These payments may create a conflict of interest by influencing the broker-dealer or other intermediary and your financial professional to recommend the Fund over another investment. Ask your financial professional or visit your financial intermediary's website for more information.

Thrivent Mid Cap Growth Fund

Class S: TMCGX

Investment Objective

Thrivent Mid Cap Growth Fund (the "Fund") seeks long-term capital growth. The Fund's investment objective may be changed without shareholder approval.

Fees and Expenses

The table below describes the fees and expenses that you may pay if you buy, hold and/or sell shares of the Fund. You may pay other fees, such as brokerage commissions and other fees to financial intermediaries, which are not reflected in the tables and examples below.

Shareholder Fees

(fees paid directly from your investment)

	Class S
Maximum Sales Charge (load) Imposed On Purchases (as a % of offering price)	None
Maximum Deferred Sales Charge (load) (as a % of the net asset value)	None

Annual Fund Operating Expenses

(expenses that you pay each year as a percentage of the value of your investment)

	Class S
Management Fees	0.75%
Distribution and Shareholder Service (12b-1) Fees	None
Other Expenses	1.07%
Total Annual Fund Operating Expenses	1.82%
Less Fee Waivers and/or Expense Reimbursements ¹	0.92%
Total Annual Fund Operating Expenses After Fee Waivers and/or Expense Reimbursements	0.90%

¹ The Adviser has contractually agreed, through at least February 28, 2025, to waive a portion of the management fees associated with the Class S shares of the Thrivent Mid Cap Growth Fund in order to limit the Total Annual Fund Operating Expenses After Fee Waivers and/or Expense Reimbursements to an annual rate of 0.90% of the average daily net assets of the Class S shares. This contractual provision, however, may be terminated before the indicated termination date upon the mutual agreement between the Independent Trustees of the Fund and the Adviser.

Example

The example below is intended to help you compare the cost of investing in the Fund with the cost of investing in other mutual funds.

The example assumes that you invest \$10,000 in the Fund for the time periods indicated and then redeem all of your shares at the end of those periods. In addition, the example for the 1 Year period reflects the effect of the contractual fee waiver and/or expense reimbursement. The example also assumes that your investment has a 5% return each year, and that the Fund's operating expenses remain the same. Although your actual cost

may be higher or lower, based on these assumptions your cost would be:

	1 Year	3 Years	5 Years	10 Years
Class S	\$92	\$483	\$899	\$2,062

Portfolio Turnover

The Fund pays transaction costs, such as commissions, when it buys and sells securities (or "turns over" its portfolio). A higher portfolio turnover rate may indicate higher transaction costs and may result in higher taxes when Fund shares are held in a taxable account. These costs, which are not reflected in annual fund operating expenses or in the example, affect the Fund's performance. During the most recent fiscal year, the Fund's portfolio turnover rate was 42% of the average value of its portfolio.

Principal Strategies

Under normal circumstances, the Fund invests at least 80% of its net assets (plus the amount of any borrowing for investment purposes) in equity securities of mid-sized companies. The Adviser focuses mainly on the equity securities of mid-sized U.S. companies which have market capitalizations equivalent to those included in widely known indices such as the Russell Midcap[®] Index, S&P MidCap 400[®] Index, or the mid-sized company market capitalization classifications published by Morningstar or Lipper, Inc. The Fund defines mid-cap companies as those with market capitalizations at the time of purchase in the range of companies in either the Russell Midcap Index (approximately \$270.2 million to \$73.3 billion as of December 31, 2023) or the S&P MidCap 400 Index (approximately \$2.4 billion to \$17.9 billion as of December 31, 2023). Should the Adviser change the investments used for purposes of this 80% threshold, you will be notified at least 60 days prior to the change.

The Fund seeks to achieve its investment objective by investing primarily in common stocks. The Adviser uses fundamental analysis and other investment techniques to identify stocks of companies that it believes have demonstrated and believes will sustain above average revenue and earnings growth over time, or which are expected to develop rapid sales and earnings growth in the future when compared to the economy and stock market as a whole. Many such companies are in the technology sector and the Fund may at times have a higher concentration in this industry.

The Adviser may sell securities for a variety of reasons, such as to secure gains, limit losses, or reposition assets to more promising opportunities.

Principal Risks

The Fund is subject to the following principal investment risks, which you should review carefully and in entirety. The Fund may not achieve its investment objective and you could lose money by investing in the Fund.

Mid Cap Risk. Medium-sized companies often have greater price volatility, lower trading volume, and less liquidity than larger, more-established companies. These companies tend to have smaller revenues, narrower product lines, less management depth and experience, smaller shares of their product or service markets, fewer financial resources, and less competitive strength than larger companies.

Growth Investing Risk. Growth style investing includes the risk of investing in securities whose prices historically have been more volatile than other securities, especially over the short term. Growth stock prices reflect projections of future earnings or revenues and, if a company's earnings or revenues fall short of expectations, its stock price may fall dramatically.

Equity Security Risk. Equity securities held by the Fund may decline significantly in price, sometimes rapidly or unpredictably, over short or extended periods of time, and such declines may occur because of declines in the equity market as a whole, or because of declines in only a particular country, geographic region, company, industry, or sector of the market. From time to time, the Fund may invest a significant portion of its assets in companies in one particular country or geographic region or one or more related sectors or industries, which would make the Fund more vulnerable to adverse developments affecting such countries, geographic regions, sectors or industries. Equity securities are generally more volatile than most debt securities.

Investment Adviser Risk. The Fund is actively managed and the success of its investment strategy depends significantly on the skills of the Adviser in assessing the potential of the investments in which the Fund invests. The assessment of potential Fund investments may prove incorrect, resulting in losses or poor performance, even in rising markets. There is also no guarantee that the Adviser will be able to effectively implement the Fund's investment objective.

Issuer Risk. Issuer risk is the possibility that factors specific to an issuer to which the Fund is exposed will affect the market prices of the issuer's securities and therefore the value of the Fund.

Market Risk. Over time, securities markets generally tend to move in cycles with periods when security prices rise and periods when security prices decline. The value of the Fund's investments may move with these cycles and, in some instances, increase or decrease more than the applicable market(s) as measured by the Fund's benchmark index(es). The securities markets may also decline because of factors that affect a particular industry or market sector, or due to impacts from domestic or global events, including regulatory events, economic downturn, government shutdowns, the spread of infectious illness such as the outbreak of COVID-19, public health crises, war, terrorism, social unrest, recessions, natural disasters or similar events.

Technology-Oriented Companies Risk. Common stocks of companies that rely extensively on technology, science or communications in their product development or operations may be more volatile than the overall stock market and may or may not move in tandem with the overall stock market. Technology, science and communications are rapidly changing fields, and stocks of these companies, especially of smaller or unseasoned companies, may be subject to more abrupt or erratic market movements than the stock market in general. There are significant competitive pressures among technology-oriented

companies and the products or operations of such companies may become obsolete quickly. In addition, these companies may have limited product lines, markets or financial resources and the management of such companies may be more dependent upon one or a few key people.

Performance

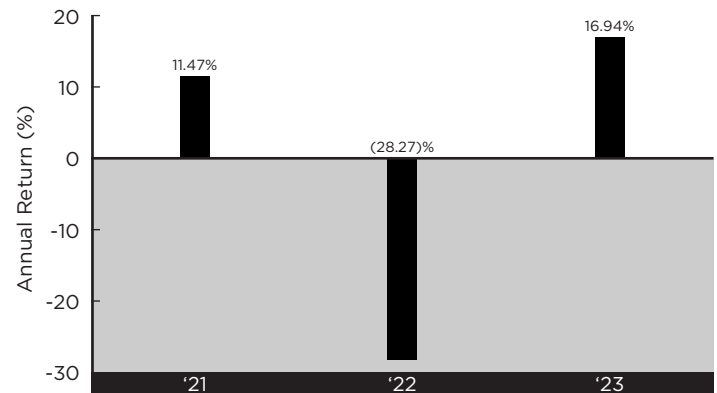
The following bar chart and table provide an indication of the risks of investing in the Fund. The bar chart shows changes in the Fund's performance from year to year for Class S shares. The table shows how the Fund's average annual returns for the one-year period and since inception compared to broad-based securities market indices. The index descriptions appear in the "Index Descriptions" section of the prospectus. Call 800-847-4836 or visit thriventfunds.com for performance results current to the most recent month-end.

The bar chart and the table include the effects of Fund expenses and assume that you sold your shares at the end of the period. The after-tax returns are calculated using the historical highest individual federal marginal income tax rates and do not reflect the impact of state and local taxes. Actual after-tax returns depend on an investor's tax situation and may differ from those shown, and after-tax returns are not relevant to investors who hold their Fund shares through tax-deferred arrangements such as individual retirement accounts.

How the Fund has performed in the past (before and after taxes) is not necessarily an indication of how it will perform in the future. Performance information provides some indication of the risks of investing in the Fund by showing changes in the Fund's performance over time.

Year-by-Year Total Return

Class S Shares



Best Quarter:	Q4 2023	+9.73%
Worst Quarter:	Q2 2022	(19.46)%

Average Annual Total Returns
(Periods Ending December 31, 2023)

	1 Year	Since Inception 2/28/2020
Class S (before taxes)	16.94%	9.92%
Class S (after taxes on distributions)	16.94%	9.37%
Class S (after taxes on distributions and redemptions)	10.03%	7.67%
Russell MidCap® Growth Index (reflects no deduction for fees, expenses or taxes)	25.87%	11.15%
S&P MidCap 400® Growth Index (reflects no deduction for fees, expenses or taxes)	17.49%	11.85%

Management

Investment Adviser

The Fund is managed by Thrivent Asset Management, LLC (“Thrivent Asset Mgt.” or the “Adviser”).

Portfolio Managers

The following individuals are jointly and primarily responsible for the day-to-day management of the Fund:

Name and Title	Portfolio Manager of the Fund Since
Siddharth Sinha, CFA Senior Portfolio Manager	January 2021
Mark C. Militello, CFA Senior Portfolio Manager	August 2023

Purchase and Sale of Fund Shares

You may purchase, redeem or exchange shares of the Fund directly from the Fund or through certain broker-dealers.

The minimum initial investment requirement for this Fund is \$2,000 and the minimum subsequent investment requirement is \$50 for taxable accounts. For IRA or tax-deferred accounts, the minimum initial investment requirement for this Fund is \$1,000 and the minimum subsequent investment requirement is \$50. These investment requirements may be different, however, for investors investing in the Fund through an automatic investment plan or through certain fee-based investment advisory programs.

You may purchase or redeem Fund shares on days that the New York Stock Exchange is open. You may conduct such transactions by mail, telephone 800-847-4836, the Internet (thrivent.com or thriventfunds.com), the mobile app, by wire/ACH transfer or through an automatic investment plan (for purchases) or a systematic withdrawal plan (for redemptions), subject to certain limitations.

Tax Information

The Fund intends to make distributions that may be taxed as ordinary income or capital gains. Investing in the Fund through a retirement plan could have different tax consequences.

Payments to Broker-Dealers and Other Financial Intermediaries

If you purchase the Fund through a broker-dealer or other financial intermediary (such as an insurance company), the Fund and its related companies may pay the intermediary for the sale of Fund shares and related services. These payments may create a conflict of interest by influencing the broker-dealer or other intermediary and your financial professional to recommend the Fund over another investment. Ask your financial professional or visit your financial intermediary’s website for more information.

Thrivent Mid Cap Stock Fund

Class S: TMSIX | Class A: AASCX

Investment Objective

Thrivent Mid Cap Stock Fund (the "Fund") seeks long-term capital growth.

Fees and Expenses

The table below describes the fees and expenses that you may pay if you buy, hold and/or sell shares of the Fund. You may pay other fees, such as brokerage commissions and other fees to financial intermediaries, which are not reflected in the tables and examples below. For Class A shares, you may qualify for sales charge discounts if you and your family invest, or agree to invest in the future, at least \$50,000 in Class A shares of a fund or funds of Thrivent Mutual Funds. More information about these and other Class A sales charge discounts is available from your financial professional and in the "Class A Sales Charges" and "Ways to Eliminate or Reduce the Initial Class A Sales Charges" sections of the Fund's prospectus and the "Sales Charges" section under the heading "Purchase, Redemption and Pricing of Shares" of the Fund's Statement of Additional Information.

Shareholder Fees

(fees paid directly from your investment)

	Class S	Class A
Maximum Sales Charge (load) Imposed On Purchases (as a % of offering price)	None	4.50%
Maximum Deferred Sales Charge (load) (as a % of the net asset value)	None	None

Annual Fund Operating Expenses

(expenses that you pay each year as a percentage of the value of your investment)

	Class S	Class A
Management Fees	0.60%	0.60%
Distribution and Shareholder Service (12b-1) Fees	None	0.25%
Other Expenses	0.15%	0.12%
Total Annual Fund Operating Expenses	0.75%	0.97%

Example

The example below is intended to help you compare the cost of investing in the Fund with the cost of investing in other mutual funds.

The example assumes that you invest \$10,000 in the Fund for the time periods indicated and then redeem all of your shares at the end of those periods. For Class A shares, the example includes the initial sales charge. The example also assumes that your investment has a 5% return each year, and that the Fund's operating expenses remain the same. Although your actual cost may be higher or lower, based on these assumptions your cost would be:

	1 Year	3 Years	5 Years	10 Years
Class S	\$77	\$240	\$417	\$930
Class A	\$545	\$745	\$962	\$1,586

Portfolio Turnover

The Fund pays transaction costs, such as commissions, when it buys and sells securities (or "turns over" its portfolio). A higher portfolio turnover rate may indicate higher transaction costs and may result in higher taxes when Fund shares are held in a taxable account. These costs, which are not reflected in annual fund operating expenses or in the example, affect the Fund's performance. During the most recent fiscal year, the Fund's portfolio turnover rate was 32% of the average value of its portfolio.

Principal Strategies

Under normal circumstances, the Fund invests at least 80% of its net assets (plus the amount of any borrowing for investment purposes) in equity securities of mid-sized companies. The Adviser focuses mainly on the equity securities of mid-sized U.S. companies which have market capitalizations equivalent to those included in widely known indices such as the Russell Midcap[®] Index, S&P MidCap 400[®] Index, or the mid-sized company market capitalization classifications published by Morningstar or Lipper, Inc. The Fund defines mid-cap companies as those with market capitalizations at the time of purchase in the range of companies in either the Russell Midcap Index (approximately \$270.2 million to \$73.3 billion as of December 31, 2023) or the S&P MidCap 400 Index (approximately \$2.4 billion to \$17.9 billion as of December 31, 2023). Should the Adviser change the investments used for purposes of this 80% threshold, you will be notified at least 60 days prior to the change.

The Fund seeks to achieve its investment objective by investing in common stocks. The Adviser uses fundamental and other investment research techniques to identify mid-sized companies that, in its opinion:

- have prospects for growth in their sales and earnings;
- are in an industry with a good economic outlook;
- have high-quality management; and/or
- have a strong financial position.

The Adviser may sell securities for a variety of reasons, such as to secure gains, limit losses, or reposition assets to more promising opportunities.

Principal Risks

The Fund is subject to the following principal investment risks, which you should review carefully and in entirety. The Fund may not achieve its investment objective and you could lose money by investing in the Fund.

Mid Cap Risk. Medium-sized companies often have greater price volatility, lower trading volume, and less liquidity than larger, more-established companies. These companies tend to have smaller revenues, narrower product lines, less management

depth and experience, smaller shares of their product or service markets, fewer financial resources, and less competitive strength than larger companies.

Equity Security Risk. Equity securities held by the Fund may decline significantly in price, sometimes rapidly or unpredictably, over short or extended periods of time, and such declines may occur because of declines in the equity market as a whole, or because of declines in only a particular country, geographic region, company, industry, or sector of the market. From time to time, the Fund may invest a significant portion of its assets in companies in one particular country or geographic region or one or more related sectors or industries, which would make the Fund more vulnerable to adverse developments affecting such countries, geographic regions, sectors or industries. Equity securities are generally more volatile than most debt securities.

Market Risk. Over time, securities markets generally tend to move in cycles with periods when security prices rise and periods when security prices decline. The value of the Fund's investments may move with these cycles and, in some instances, increase or decrease more than the applicable market(s) as measured by the Fund's benchmark index(es). The securities markets may also decline because of factors that affect a particular industry or market sector, or due to impacts from domestic or global events, including regulatory events, economic downturn, government shutdowns, the spread of infectious illness such as the outbreak of COVID-19, public health crises, war, terrorism, social unrest, recessions, natural disasters or similar events.

Investment Adviser Risk. The Fund is actively managed and the success of its investment strategy depends significantly on the skills of the Adviser in assessing the potential of the investments in which the Fund invests. The assessment of potential Fund investments may prove incorrect, resulting in losses or poor performance, even in rising markets. There is also no guarantee that the Adviser will be able to effectively implement the Fund's investment objective.

Issuer Risk. Issuer risk is the possibility that factors specific to an issuer to which the Fund is exposed will affect the market prices of the issuer's securities and therefore the value of the Fund.

Performance

The following bar chart and table provide an indication of the risks of investing in the Fund. The bar chart shows changes in the Fund's performance from year to year for Class A shares. The table shows how the Fund's average annual returns for one-, five- and ten-year periods compared to broad-based securities market indices. The index descriptions appear in the "Index Descriptions" section of the prospectus. Call 800-847-4836 or visit thriventfunds.com for performance results current to the most recent month-end.

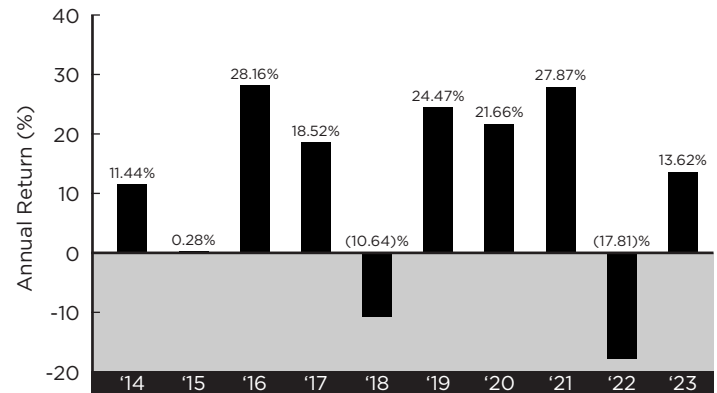
The bar chart includes the effects of Fund expenses, but not sales charges. If sales charges were included, returns would be lower than those shown. The table includes the effects of Fund expenses and maximum sales charges and assumes that you sold your shares at the end of the period. The after-tax returns are calculated using the historical highest individual federal marginal income tax rates and do not reflect the impact of state and local taxes. Actual after-tax returns depend on an investor's tax situation and may differ from those shown, and after-tax returns

are not relevant to investors who hold their Fund shares through tax-deferred arrangements such as individual retirement accounts. After-tax returns are only shown for Class A shares, and after-tax returns for Class S shares will vary.

How the Fund has performed in the past (before and after taxes) is not necessarily an indication of how it will perform in the future. Performance information provides some indication of the risks of investing in the Fund by showing changes in the Fund's performance over time.

Year-by-Year Total Return

Class A Shares



Best Quarter:	Q2 2020	+26.49%
Worst Quarter:	Q1 2020	(28.38)%

Average Annual Total Returns (Periods Ending December 31, 2023)

	1 Year	5 Years	10 Years
Class A (before taxes)	8.50%	11.54%	10.11%
Class A (after taxes on distributions)	8.10%	10.30%	8.27%
Class A (after taxes on distributions and redemptions)	5.31%	9.10%	7.77%
Class S (before taxes)	13.87%	12.85%	10.95%
Russell Midcap® Index (reflects no deduction for fees, expenses or taxes)	17.23%	12.68%	9.42%
S&P MidCap 400® Index (reflects no deduction for fees, expenses or taxes)	16.44%	12.62%	9.27%

Management

Investment Adviser

The Fund is managed by Thrivent Asset Management, LLC ("Thrivent Asset Mgt." or the "Adviser").

Portfolio Managers

The following individuals are jointly and primarily responsible for the day-to-day management of the Fund:

Name and Title	Portfolio Manager of the Fund Since
Brian J. Flanagan, CFA Senior Portfolio Manager	February 2004
Vikram Kaura Senior Portfolio Manager	May 2022
J.P. McKim, CFA Senior Portfolio Manager	May 2022

Purchase and Sale of Fund Shares

You may purchase, redeem or exchange shares of the Fund through certain broker-dealers. You also may purchase Class S shares of the Fund directly from the Fund online at thriventfunds.com.

The minimum initial investment requirement for this Fund is \$2,000 and the minimum subsequent investment requirement is \$50 for taxable accounts. For IRA or tax-deferred accounts, the minimum initial investment requirement for this Fund is \$1,000 and the minimum subsequent investment requirement is \$50. These investment requirements may be different, however, for investors investing in the Fund through an automatic investment plan or, for Class S shares, through certain fee-based investment advisory programs.

You may purchase or redeem Fund shares on days that the New York Stock Exchange is open. You may conduct such transactions by mail, telephone 800-847-4836, the Internet (thrivent.com or, for Class S shares, thriventfunds.com), the mobile app, by wire/ACH transfer or through an automatic investment plan (for purchases) or a systematic withdrawal plan (for redemptions), subject to certain limitations.

Tax Information

The Fund intends to make distributions that may be taxed as ordinary income or capital gains. Investing in the Fund through a retirement plan could have different tax consequences.

Payments to Broker-Dealers and Other Financial Intermediaries

If you purchase the Fund through a broker-dealer or other financial intermediary (such as an insurance company), the Fund and its related companies may pay the intermediary for the sale of Fund shares and related services. These payments may create a conflict of interest by influencing the broker-dealer or other intermediary and your financial professional to recommend the Fund over another investment. Ask your financial professional or visit your financial intermediary's website for more information.

Thrivent Mid Cap Value Fund

Class S: TMCVX

Investment Objective

Thrivent Mid Cap Value Fund (the "Fund") seeks long-term capital growth. The Fund's investment objective may be changed without shareholder approval.

Fees and Expenses

The table below describes the fees and expenses that you may pay if you buy, hold and/or sell shares of the Fund. You may pay other fees, such as brokerage commissions and other fees to financial intermediaries, which are not reflected in the tables and examples below.

Shareholder Fees

(fees paid directly from your investment)

	Class S
Maximum Sales Charge (load) Imposed On Purchases (as a % of offering price)	None
Maximum Deferred Sales Charge (load) (as a % of the net asset value)	None

Annual Fund Operating Expenses

(expenses that you pay each year as a percentage of the value of your investment)

	Class S
Management Fees	0.75%
Distribution and Shareholder Service (12b-1) Fees	None
Other Expenses	0.81%
Total Annual Fund Operating Expenses	1.56%
Less Fee Waivers and/or Expense Reimbursements ¹	0.66%
Total Annual Fund Operating Expenses After Fee Waivers and/or Expense Reimbursements	0.90%

¹ The Adviser has contractually agreed, through at least February 28, 2025, to waive a portion of the management fees associated with the Class S shares of the Thrivent Mid Cap Value Fund in order to limit the Total Annual Fund Operating Expenses After Fee Waivers and/or Expense Reimbursements to an annual rate of 0.90% of the average daily net assets of the Class S shares. This contractual provision, however, may be terminated before the indicated termination date upon the mutual agreement between the Independent Trustees of the Fund and the Adviser.

Example

The example below is intended to help you compare the cost of investing in the Fund with the cost of investing in other mutual funds.

The example assumes that you invest \$10,000 in the Fund for the time periods indicated and then redeem all of your shares at the end of those periods. In addition, the example for the 1 Year period reflects the effect of the contractual fee waiver and/or expense reimbursement. The example also assumes that your investment has a 5% return each year, and that the Fund's operating expenses remain the same. Although your actual cost

may be higher or lower, based on these assumptions your cost would be:

	1 Year	3 Years	5 Years	10 Years
Class S	\$92	\$428	\$787	\$1,800

Portfolio Turnover

The Fund pays transaction costs, such as commissions, when it buys and sells securities (or "turns over" its portfolio). A higher portfolio turnover rate may indicate higher transaction costs and may result in higher taxes when Fund shares are held in a taxable account. These costs, which are not reflected in annual fund operating expenses or in the example, affect the Fund's performance. During the most recent fiscal year, the Fund's portfolio turnover rate was 43% of the average value of its portfolio.

Principal Strategies

Under normal circumstances, the Fund invests at least 80% of its net assets (plus the amount of any borrowing for investment purposes) in equity securities of mid-sized companies. The Adviser focuses mainly on the equity securities of mid-sized U.S. companies which have market capitalizations equivalent to those included in widely known indices such as the Russell Midcap[®] Index, S&P MidCap 400[®] Index, or the mid-sized company market capitalization classifications published by Morningstar or Lipper, Inc. The Fund defines mid-cap companies as those with market capitalizations at the time of purchase in the range of companies in either the Russell Midcap Index (approximately \$270.2 million to \$73.3 billion as of December 31, 2023) or the S&P MidCap 400 Index (approximately \$2.4 billion to \$17.9 billion as of December 31, 2023). Should the Adviser change the investments used for purposes of this 80% threshold, you will be notified at least 60 days prior to the change.

The Fund seeks to achieve its investment objective by investing primarily in common stocks. The Adviser uses fundamental analysis and other investment techniques to identify stocks of companies that it believes are undervalued in relation to their long-term earnings potential or asset value. The Adviser may sell securities for a variety of reasons, such as to secure gains, limit losses, or reposition assets to more promising opportunities.

Principal Risks

The Fund is subject to the following principal investment risks, which you should review carefully and in entirety. The Fund may not achieve its investment objective and you could lose money by investing in the Fund.

Mid Cap Risk. Medium-sized companies often have greater price volatility, lower trading volume, and less liquidity than larger, more-established companies. These companies tend to have smaller revenues, narrower product lines, less management depth and experience, smaller shares of their product or service markets, fewer financial resources, and less competitive strength than larger companies.

Value Investing Risk. Value style investing includes the risk that stocks of undervalued companies may not rise as quickly as anticipated if the market doesn't recognize their intrinsic value or if value stocks are out of favor.

Equity Security Risk. Equity securities held by the Fund may decline significantly in price, sometimes rapidly or unpredictably, over short or extended periods of time, and such declines may occur because of declines in the equity market as a whole, or because of declines in only a particular country, geographic region, company, industry, or sector of the market. From time to time, the Fund may invest a significant portion of its assets in companies in one particular country or geographic region or one or more related sectors or industries, which would make the Fund more vulnerable to adverse developments affecting such countries, geographic regions, sectors or industries. Equity securities are generally more volatile than most debt securities.

Investment Adviser Risk. The Fund is actively managed and the success of its investment strategy depends significantly on the skills of the Adviser in assessing the potential of the investments in which the Fund invests. The assessment of potential Fund investments may prove incorrect, resulting in losses or poor performance, even in rising markets. There is also no guarantee that the Adviser will be able to effectively implement the Fund's investment objective.

Issuer Risk. Issuer risk is the possibility that factors specific to an issuer to which the Fund is exposed will affect the market prices of the issuer's securities and therefore the value of the Fund.

Market Risk. Over time, securities markets generally tend to move in cycles with periods when security prices rise and periods when security prices decline. The value of the Fund's investments may move with these cycles and, in some instances, increase or decrease more than the applicable market(s) as measured by the Fund's benchmark index(es). The securities markets may also decline because of factors that affect a particular industry or market sector, or due to impacts from domestic or global events, including regulatory events, economic downturn, government shutdowns, the spread of infectious illness such as the outbreak of COVID-19, public health crises, war, terrorism, social unrest, recessions, natural disasters or similar events.

Performance

The following bar chart and table provide an indication of the risks of investing in the Fund. The bar chart shows changes in the Fund's performance from year to year for Class S shares. The table shows how the Fund's average annual returns for the one-year period and since inception compared to broad-based securities market indices. The index descriptions appear in the "Index Descriptions" section of the prospectus. Call 800-847-4836 or visit thriventfunds.com for performance results current to the most recent month-end.

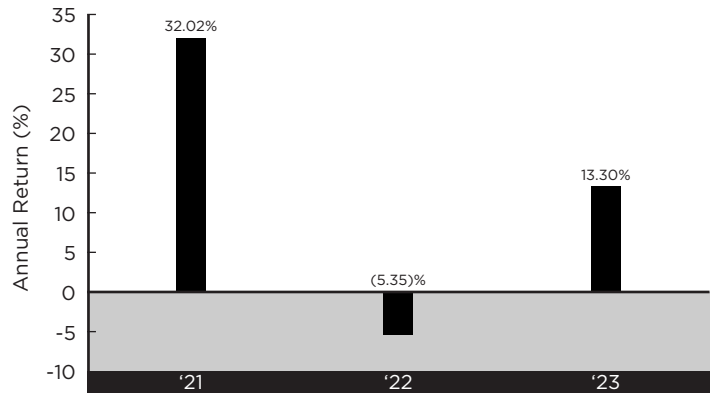
The bar chart and the table include the effects of Fund expenses and assume that you sold your shares at the end of the period. The after-tax returns are calculated using the historical highest individual federal marginal income tax rates and do not reflect the impact of state and local taxes. Actual after-tax returns depend on an investor's tax situation and may differ from those shown, and after-tax returns are not relevant to investors who hold their

Fund shares through tax-deferred arrangements such as individual retirement accounts.

How the Fund has performed in the past (before and after taxes) is not necessarily an indication of how it will perform in the future. Performance information provides some indication of the risks of investing in the Fund by showing changes in the Fund's performance over time.

Year-by-Year Total Return

Class S Shares



Best Quarter:	Q1 2021	+18.40%
Worst Quarter:	Q2 2022	(10.62)%

Average Annual Total Returns (Periods Ending December 31, 2023)

	1 Year	Since Inception 2/28/2020
Class S (before taxes)	13.30%	16.61%
Class S (after taxes on distributions)	13.04%	15.92%
Class S (after taxes on distributions and redemptions)	8.06%	13.12%
Russell MidCap® Value Index (reflects no deduction for fees, expenses or taxes)	12.71%	11.38%
S&P MidCap 400® Value Index (reflects no deduction for fees, expenses or taxes)	15.39%	14.82%

Management

Investment Adviser

The Fund is managed by Thrivent Asset Management, LLC ("Thrivent Asset Mgt." or the "Adviser").

Portfolio Managers

The following individuals are jointly and primarily responsible for the day-to-day management of the Fund:

Name and Title	Portfolio Manager of the Fund Since
Graham Wong, CFA Senior Portfolio Manager	February 2020
Nicholas E. Griffith, MD, CFA Portfolio Manager	February 2022

Purchase and Sale of Fund Shares

You may purchase, redeem or exchange shares of the Fund directly from the Fund or through certain broker-dealers.

The minimum initial investment requirement for this Fund is \$2,000 and the minimum subsequent investment requirement is \$50 for taxable accounts. For IRA or tax-deferred accounts, the minimum initial investment requirement for this Fund is \$1,000 and the minimum subsequent investment requirement is \$50. These investment requirements may be different, however, for investors investing in the Fund through an automatic investment plan or through certain fee-based investment advisory programs.

You may purchase or redeem Fund shares on days that the New York Stock Exchange is open. You may conduct such

transactions by mail, telephone 800-847-4836, the Internet (thrivent.com or thriventfunds.com), the mobile app, by wire/ACH transfer or through an automatic investment plan (for purchases) or a systematic withdrawal plan (for redemptions), subject to certain limitations.

Tax Information

The Fund intends to make distributions that may be taxed as ordinary income or capital gains. Investing in the Fund through a retirement plan could have different tax consequences.

Payments to Broker-Dealers and Other Financial Intermediaries

If you purchase the Fund through a broker-dealer or other financial intermediary (such as an insurance company), the Fund and its related companies may pay the intermediary for the sale of Fund shares and related services. These payments may create a conflict of interest by influencing the broker-dealer or other intermediary and your financial professional to recommend the Fund over another investment. Ask your financial professional or visit your financial intermediary's website for more information.

Thrivent Moderate Allocation Fund

Class S: TMAIX | Class A: THMAX

Investment Objective

Thrivent Moderate Allocation Fund (the "Fund") seeks long-term capital growth while providing reasonable stability of principal.

Fees and Expenses

The table below describes the fees and expenses that you may pay if you buy, hold and/or sell shares of the Fund. You may pay other fees, such as brokerage commissions and other fees to financial intermediaries, which are not reflected in the tables and examples below. For Class A shares, you may qualify for sales charge discounts if you and your family invest, or agree to invest in the future, at least \$50,000 in Class A shares of a fund or funds of Thrivent Mutual Funds. More information about these and other Class A sales charge discounts is available from your financial professional and in the "Class A Sales Charges" and "Ways to Eliminate or Reduce the Initial Class A Sales Charges" sections of the Fund's prospectus and the "Sales Charges" section under the heading "Purchase, Redemption and Pricing of Shares" of the Fund's Statement of Additional Information.

Shareholder Fees

(fees paid directly from your investment)

	Class S	Class A
Maximum Sales Charge (load) Imposed On Purchases (as a % of offering price)	None	4.50%
Maximum Deferred Sales Charge (load) (as a % of the net asset value)	None	None

Annual Fund Operating Expenses

(expenses that you pay each year as a percentage of the value of your investment)

	Class S	Class A
Management Fees	0.62%	0.62%
Distribution and Shareholder Service (12b-1) Fees	None	0.25%
Other Expenses	0.13%	0.11%
Acquired Fund Fees and Expenses	0.24%	0.24%
Total Annual Fund Operating Expenses	0.99%	1.22%
Less Fee Waivers and/or Expense Reimbursements ¹	0.19%	0.19%
Total Annual Fund Operating Expenses After Fee Waivers and/or Expense Reimbursements	0.80%	1.03%

¹ The Adviser has contractually agreed, for as long as the current fee structure is in place and through at least February 28, 2025, to waive an amount equal to any management fees indirectly incurred by the Fund as a result of its investment in any other mutual fund for which the Adviser or an affiliate serves as investment adviser, other than Thrivent Cash Management Trust. This contractual provision may be terminated upon the mutual agreement between the Independent Trustees of the Fund and the Adviser.

Example

The example below is intended to help you compare the cost of investing in the Fund with the cost of investing in other mutual funds.

The example assumes that you invest \$10,000 in the Fund for the time periods indicated and then redeem all of your shares at the end of those periods. For Class A shares, the example includes the initial sales charge. In addition, the example for the 1 Year period reflects the effect of the contractual fee waiver and/or expense reimbursement. The example also assumes that your investment has a 5% return each year, and that the Fund's operating expenses remain the same. Although your actual cost may be higher or lower, based on these assumptions your cost would be:

	1 Year	3 Years	5 Years	10 Years
Class S	\$82	\$296	\$529	\$1,196
Class A	\$550	\$802	\$1,073	\$1,845

Portfolio Turnover

The Fund pays transaction costs, such as commissions, when it buys and sells securities (or "turns over" its portfolio). A higher portfolio turnover rate may indicate higher transaction costs and may result in higher taxes when Fund shares are held in a taxable account. These costs, which are not reflected in annual fund operating expenses or in the example, affect the Fund's performance. During the most recent fiscal year, the Fund's portfolio turnover rate was 41% of the average value of its portfolio.

Principal Strategies

The Fund pursues its objective by investing in a combination of other funds managed by the Adviser and directly held financial instruments. The Fund is designed for investors who seek moderate long-term capital growth with reasonable stability of principal and are comfortable with moderate levels of risk and volatility. The Fund uses a prescribed asset allocation strategy involving a two-step process that is designed to achieve its desired risk tolerance. The first step is the construction of a model for the allocation of the Fund's assets across broad asset categories (namely, equity securities and debt securities). The second step involves the determination of sub-classes within the broad asset categories and target weightings (i.e., what the Adviser determines is the strategic allocation) for these sub-classes. Sub-classes for equity securities may be based on market capitalization, investment style (such as growth or value), or economic sector. Sub-classes for debt securities may be based on maturity, duration, security type or credit rating (high yield—commonly known as "junk bonds"—or investment grade).

The use of target weightings for various sub-classes within broad asset categories is intended as a multi-style approach to reduce the risk of investing in securities having common characteristics. The Fund may buy and sell futures contracts to either hedge its exposure or obtain exposure to certain investments.

The Fund may invest in foreign securities, including those of issuers in emerging markets. An “emerging market” country is any country determined by the Adviser to have an emerging market economy, considering factors such as the country’s credit rating, its political and economic stability and the development of its financial and capital markets.

Under normal circumstances, the Fund invests in the following broad asset classes within the ranges given:

Broad Asset Category	Target Allocation	Allocation Range
Equity Securities.....	65%	45-85%
Debt Securities.....	35%	15-55%

The Fund’s actual holdings in each broad asset category may be outside the applicable allocation range from time to time due to differing investment performance among asset categories. The Adviser will rebalance the Fund at least annually so that its holdings are within the ranges for the broad asset categories.

The Fund pursues its investment strategy by investing in other mutual funds managed by the Adviser or an affiliate and direct investments in securities. The names of the funds managed by the Adviser which are currently available for investment by the Fund are shown in the list below. The list is provided for information purposes only. The Adviser may change the availability of the funds managed by the Adviser for investment by the Fund without shareholder approval or advance notice to shareholders.

Equity Securities

Small Cap

- Thrivent Small Cap Stock Fund
- Thrivent Core Small Cap Value Fund

Mid Cap

- Thrivent Mid Cap Stock Fund
- Thrivent Core Mid Cap Value Fund

Large Cap

- Thrivent Global Stock Fund
- Thrivent Large Cap Growth Fund
- Thrivent Large Cap Value Fund

Other

- Thrivent International Allocation Fund
- Thrivent Core International Equity Fund
- Thrivent Core Low Volatility Equity Fund

Debt Securities

High Yield Bonds

- Thrivent High Yield Fund

Intermediate/Long-Term Bonds

- Thrivent Income Fund

Short-Term/Intermediate Bonds

- Thrivent Limited Maturity Bond Fund

Other

- Thrivent Core Emerging Markets Debt Fund

Short-Term Debt Securities

Money Market

- Thrivent Cash Management Trust

Other

- Thrivent Core Short-Term Reserve Fund

Principal Risks

The Fund is subject to the following principal investment risks, which you should review carefully and in entirety. The Fund may not achieve its investment objective and you could lose money by investing in the Fund.

Allocation Risk. The Fund’s investment performance depends upon how its assets are allocated across broad asset categories and applicable sub-classes within such categories. Some broad asset categories and sub-classes may perform below expectations or the securities markets generally over short and extended periods. Therefore, a principal risk of investing in the Fund is that the allocation strategies used and the allocation decisions made will not produce the desired results.

Equity Security Risk. Equity securities held by the Fund may decline significantly in price, sometimes rapidly or unpredictably, over short or extended periods of time, and such declines may occur because of declines in the equity market as a whole, or because of declines in only a particular country, geographic region, company, industry, or sector of the market. From time to time, the Fund may invest a significant portion of its assets in companies in one particular country or geographic region or one or more related sectors or industries, which would make the Fund more vulnerable to adverse developments affecting such countries, geographic regions, sectors or industries. Equity securities are generally more volatile than most debt securities.

Interest Rate Risk. Interest rate risk is the risk that prices of debt securities decline in value when interest rates rise for debt securities that pay a fixed rate of interest. Debt securities with longer durations (a measure of price sensitivity of a bond or bond fund to changes in interest rates) or maturities (i.e., the amount of time until a bond’s issuer must pay its principal or face value) tend to be more sensitive to changes in interest rates than debt securities with shorter durations or maturities. Changes in general economic conditions, inflation, and monetary policies, such as certain types of interest rate changes by the Federal Reserve, could affect interest rates and the value of some securities. During periods of low interest rates or when inflation rates are high or rising, the Fund may be subject to a greater risk of rising interest rates.

Conflicts of Interest Risk. An investment in the Fund is subject to a number of actual or potential conflicts of interest. For example, the Adviser or its affiliates may provide services to the Fund for which the Fund would compensate the Adviser and/or such affiliates. The Fund may invest in other pooled investment vehicles sponsored, managed, or otherwise affiliated with the Adviser, including other Funds. The Adviser may have an incentive (financial or otherwise) to enter into transactions or arrangements on behalf of the Fund with itself or its affiliates in circumstances where it might not have done so otherwise.

The Adviser or its affiliates manage other investment funds and/or accounts (including proprietary accounts) and have other clients with investment objectives and strategies that are similar to, or overlap with, the investment objective and strategy of the Fund, creating conflicts of interest in investment and allocation decisions regarding the allocation of investments that could be appropriate for the Fund and other clients of the Adviser or their affiliates.

Credit Risk. Credit risk is the risk that an issuer of a debt security to which the Fund is exposed may no longer be able or willing to

pay its debt. As a result of such an event, the debt security may decline in price and affect the value of the Fund.

Derivatives Risk. The use of derivatives (such as futures) involves additional risks and transaction costs which could leave the Fund in a worse position than if it had not used these instruments. The Fund utilizes equity futures in order to increase or decrease its exposure to various asset classes at a lower cost than trading stocks directly. The use of derivatives can lead to losses because of adverse movements in the price or value of the underlying asset, index or rate, which may be magnified by certain features of the contract. Changes in the value of the derivative may not correlate as intended with the underlying asset, rate or index, and the Fund could lose much more than the original amount invested. Derivatives can be highly volatile, illiquid and difficult to value. Certain derivatives may also be subject to counterparty risk, which is the risk that the other party in the transaction will not fulfill its contractual obligations due to its financial condition, market events, or other reasons.

Emerging Markets Risk. The risks and volatility of investing in foreign securities is increased in connection with investments in emerging markets. The economic, political and market structures of developing countries in emerging markets, in most cases, are not as strong as the structures in the U.S. or other developed countries in terms of wealth, stability, liquidity and transparency. A Fund may not achieve its investment objective and portfolio performance will likely be negatively affected by portfolio exposure to countries and corporations domiciled in, or with revenue exposures to, countries in the midst of, among other things, hyperinflation, currency devaluation, trade disagreements, sudden political upheaval or interventionist government policies, and the risks of such events are heightened within emerging market countries. Fund performance may also be negatively affected by portfolio exposure to countries and corporations domiciled in, or with revenue exposures to, countries with less developed or unreliable legal, tax, regulatory, accounting, recordkeeping and corporate governance systems and standards. In particular, there may be less publicly available and transparent information about issuers in emerging markets than would be available about issuers in more developed capital markets because such issuers may not be subject to accounting, auditing and financial reporting standards and requirements comparable to those to which U.S. companies are subject. Emerging markets may also have differing legal systems, many of which provide fewer security holder rights and practical remedies to pursue claims than are available for securities of companies in the U.S. or other developed countries, including class actions or fraud claims. Significant buying or selling actions by a few major investors may also heighten the volatility of emerging market securities.

Foreign Currency Risk. The value of a foreign currency may decline against the U.S. dollar, which would reduce the dollar value of securities denominated in that currency. The overall impact of such a decline of foreign currency can be significant, unpredictable, and long lasting, depending on the currencies represented, how each one appreciates or depreciates in relation to the U.S. dollar, and whether currency positions are hedged. Under normal conditions, the Fund does not engage in extensive foreign currency hedging programs. Further, exchange rate movements are volatile, and it is not possible to effectively hedge the currency risks of many developing countries.

Foreign Securities Risk. Foreign securities generally carry more risk and are more volatile than their domestic counterparts, in part because of potential for higher political and economic risks, lack of reliable information and fluctuations in currency exchange rates where investments are denominated in currencies other than the U.S. dollar. Certain events in foreign markets may adversely affect foreign and domestic issuers, including interruptions in the global supply chain, market closures, war, terrorism, natural disasters and outbreak of infectious diseases. The Fund's investment in any country could be subject to governmental actions such as capital or currency controls, nationalizing a company or industry, expropriating assets, or imposing punitive taxes that would have an adverse effect on security prices, and impair the Fund's ability to repatriate capital or income. Foreign securities may also be more difficult to resell than comparable U.S. securities because the markets for foreign securities are often less liquid. Even when a foreign security increases in price in its local currency, the appreciation may be diluted by adverse changes in exchange rates when the security's value is converted to U.S. dollars. Foreign withholding taxes also may apply and errors and delays may occur in the settlement process for foreign securities.

Growth Investing Risk. Growth style investing includes the risk of investing in securities whose prices historically have been more volatile than other securities, especially over the short term. Growth stock prices reflect projections of future earnings or revenues and, if a company's earnings or revenues fall short of expectations, its stock price may fall dramatically.

High Yield Risk. High yield securities – commonly known as “junk bonds” – to which the Fund is exposed are considered predominantly speculative with respect to the issuer's continuing ability to make principal and interest payments. If the issuer of the security is in default with respect to interest or principal payments, the value of the Fund may be negatively affected. High yield securities generally have a less liquid resale market.

Investment Adviser Risk. The Fund is actively managed and the success of its investment strategy depends significantly on the skills of the Adviser in assessing the potential of the investments in which the Fund invests. The assessment of potential Fund investments may prove incorrect, resulting in losses or poor performance, even in rising markets. There is also no guarantee that the Adviser will be able to effectively implement the Fund's investment objective.

Issuer Risk. Issuer risk is the possibility that factors specific to an issuer to which the Fund is exposed will affect the market prices of the issuer's securities and therefore the value of the Fund.

Large Cap Risk. Large-sized companies may be unable to respond quickly to new competitive challenges such as changes in technology. They may also not be able to attain the high growth rate of successful smaller companies, especially during extended periods of economic expansion.

Market Risk. Over time, securities markets generally tend to move in cycles with periods when security prices rise and periods when security prices decline. The value of the Fund's investments may move with these cycles and, in some instances, increase or decrease more than the applicable market(s) as measured by the Fund's benchmark index(es). The securities markets may also decline because of factors that affect a particular industry or market sector, or due to impacts from

domestic or global events, including regulatory events, economic downturn, government shutdowns, the spread of infectious illness such as the outbreak of COVID-19, public health crises, war, terrorism, social unrest, recessions, natural disasters or similar events.

Mid Cap Risk. Medium-sized companies often have greater price volatility, lower trading volume, and less liquidity than larger, more-established companies. These companies tend to have smaller revenues, narrower product lines, less management depth and experience, smaller shares of their product or service markets, fewer financial resources, and less competitive strength than larger companies.

Other Funds Risk. Because the Fund invests in other funds, the performance of the Fund is dependent, in part, upon the performance of other funds in which the Fund may invest. As a result, the Fund is subject to the same risks as those faced by the other funds. In addition, other funds may be subject to additional fees and expenses that are borne by the Fund.

Quantitative Investing Risk. Securities selected according to a quantitative analysis methodology can perform differently from the market as a whole based on the model and the factors used in the analysis, the weight placed on each factor and changes in the factor's historical trends. Such models are based on assumptions relating to these and other market factors, and the models may not take into account certain factors, or perform as intended, and may result in a decline in the value of the Fund's portfolio. Among other risks, results generated by such models may be impaired by errors in human judgment, data imprecision, software or other technology systems malfunctions, or programming flaws. Such models may not perform as expected or may underperform in periods of market volatility.

Small Cap Risk. Smaller, less seasoned companies often have greater price volatility, lower trading volume, and less liquidity than larger, more established companies. These companies tend to have small revenues, narrower product lines, less management depth and experience, small shares of their product or service markets, fewer financial resources, and less competitive strength than larger companies. Such companies seldom pay significant dividends that could soften the impact of a falling market on returns.

Value Investing Risk. Value style investing includes the risk that stocks of undervalued companies may not rise as quickly as anticipated if the market doesn't recognize their intrinsic value or if value stocks are out of favor.

Performance

The following bar chart and table provide an indication of the risks of investing in the Fund. The bar chart shows changes in the Fund's performance from year to year for Class A shares. The table shows how the Fund's average annual returns for one-, five- and ten-year periods compared to broad-based securities market indices. The index descriptions appear in the "Index Descriptions" section of the prospectus. Call 800-847-4836 or visit thriventfunds.com for performance results current to the most recent month-end.

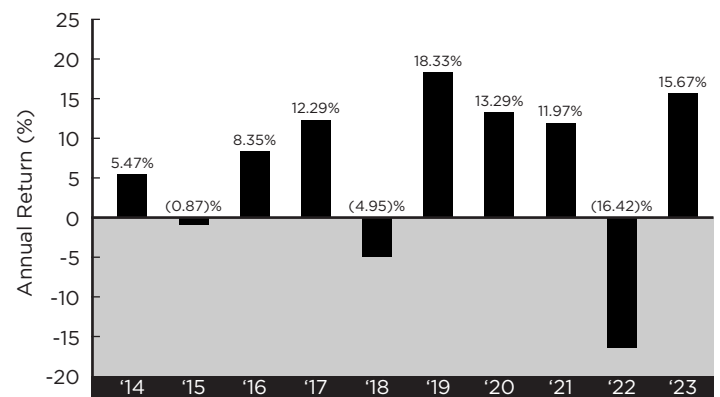
The bar chart includes the effects of Fund expenses, but not sales charges. If sales charges were included, returns would be lower than those shown. The table includes the effects of Fund expenses and maximum sales charges and assumes that you

sold your shares at the end of the period. The after-tax returns are calculated using the historical highest individual federal marginal income tax rates and do not reflect the impact of state and local taxes. Actual after-tax returns depend on an investor's tax situation and may differ from those shown, and after-tax returns are not relevant to investors who hold their Fund shares through tax-deferred arrangements such as individual retirement accounts. After-tax returns are only shown for Class A shares, and after-tax returns for Class S shares will vary.

How the Fund has performed in the past (before and after taxes) is not necessarily an indication of how it will perform in the future. Performance information provides some indication of the risks of investing in the Fund by showing changes in the Fund's performance over time.

Year-by-Year Total Return

Class A Shares



Best Quarter:	Q2 2020	+13.00%
Worst Quarter:	Q2 2022	(12.79)%

Average Annual Total Returns (Periods Ending December 31, 2023)

	1 Year	5 Years	10 Years
Class A (before taxes)	10.50%	6.74%	5.30%
Class A (after taxes on distributions)	9.45%	5.50%	4.05%
Class A (after taxes on distributions and redemptions)	6.49%	4.97%	3.82%
Class S (before taxes)	15.97%	7.97%	6.07%
S&P 500® Index (reflects no deduction for fees, expenses or taxes)	26.29%	15.69%	12.03%
Bloomberg U.S. Aggregate Bond Index (reflects no deduction for fees, expenses or taxes)	5.53%	1.10%	1.81%
MSCI All Country World Index ex-USA - USD Net Returns (reflects no deduction for fees, expenses or taxes)	15.62%	7.08%	3.83%

Management

Investment Adviser

The Fund is managed by Thrivent Asset Management, LLC (“Thrivent Asset Mgt.” or the “Adviser”).

Portfolio Managers

The following individuals are jointly and primarily responsible for the day-to-day management of the Fund:

Name and Title	Portfolio Manager of the Fund Since
Stephen D. Lowe, CFA Chief Investment Strategist	April 2016
David S. Royal Chief Financial Officer and Chief Investment Officer	April 2018
David R. Spangler, CFA Senior Portfolio Manager	February 2019

Purchase and Sale of Fund Shares

You may purchase, redeem or exchange shares of the Fund through certain broker-dealers. You also may purchase Class S shares of the Fund directly from the Fund online at thriventfunds.com.

The minimum initial investment requirement for this Fund is \$2,000 and the minimum subsequent investment requirement is \$50 for taxable accounts. For IRA or tax-deferred accounts, the

minimum initial investment requirement for this Fund is \$1,000 and the minimum subsequent investment requirement is \$50. These investment requirements may be different, however, for investors investing in the Fund through an automatic investment plan or, for Class S shares, through certain fee-based investment advisory programs.

You may purchase or redeem Fund shares on days that the New York Stock Exchange is open. You may conduct such transactions by mail, telephone 800-847-4836, the Internet (thrivent.com or, for Class S shares, thriventfunds.com), the mobile app, by wire/ACH transfer or through an automatic investment plan (for purchases) or a systematic withdrawal plan (for redemptions), subject to certain limitations.

Tax Information

The Fund intends to make distributions that may be taxed as ordinary income or capital gains. Investing in the Fund through a retirement plan could have different tax consequences.

Payments to Broker-Dealers and Other Financial Intermediaries

If you purchase the Fund through a broker-dealer or other financial intermediary (such as an insurance company), the Fund and its related companies may pay the intermediary for the sale of Fund shares and related services. These payments may create a conflict of interest by influencing the broker-dealer or other intermediary and your financial professional to recommend the Fund over another investment. Ask your financial professional or visit your financial intermediary's website for more information.

Thrivent Moderately Aggressive Allocation Fund

Class S: TMAFX | Class A: TMAAX

Investment Objective

Thrivent Moderately Aggressive Allocation Fund (the "Fund") seeks long-term capital growth.

Fees and Expenses

The table below describes the fees and expenses that you may pay if you buy, hold and/or sell shares of the Fund. You may pay other fees, such as brokerage commissions and other fees to financial intermediaries, which are not reflected in the tables and examples below. For Class A shares, you may qualify for sales charge discounts if you and your family invest, or agree to invest in the future, at least \$50,000 in Class A shares of a fund or funds of Thrivent Mutual Funds. More information about these and other Class A sales charge discounts is available from your financial professional and in the "Class A Sales Charges" and "Ways to Eliminate or Reduce the Initial Class A Sales Charges" sections of the Fund's prospectus and the "Sales Charges" section under the heading "Purchase, Redemption and Pricing of Shares" of the Fund's Statement of Additional Information.

Shareholder Fees

(fees paid directly from your investment)

	Class S	Class A
Maximum Sales Charge (load) Imposed On Purchases (as a % of offering price)	None	4.50%
Maximum Deferred Sales Charge (load) (as a % of the net asset value)	None	None

Annual Fund Operating Expenses

(expenses that you pay each year as a percentage of the value of your investment)

	Class S	Class A
Management Fees	0.67%	0.67%
Distribution and Shareholder Service (12b-1) Fees	None	0.25%
Other Expenses	0.16%	0.11%
Acquired Fund Fees and Expenses	0.29%	0.29%
Total Annual Fund Operating Expenses	1.12%	1.32%
Less Fee Waivers and/or Expense Reimbursements ¹	0.23%	0.23%
Total Annual Fund Operating Expenses After Fee Waivers and/or Expense Reimbursements	0.89%	1.09%

¹ The Adviser has contractually agreed, for as long as the current fee structure is in place and through at least February 28, 2025, to waive an amount equal to any management fees indirectly incurred by the Fund as a result of its investment in any other mutual fund for which the Adviser or an affiliate serves as investment adviser, other than Thrivent Cash Management Trust. This contractual provision may be terminated upon the mutual agreement between the Independent Trustees of the Fund and the Adviser.

Example

The example below is intended to help you compare the cost of investing in the Fund with the cost of investing in other mutual funds.

The example assumes that you invest \$10,000 in the Fund for the time periods indicated and then redeem all of your shares at the end of those periods. For Class A shares, the example includes the initial sales charge. In addition, the example for the 1 Year period reflects the effect of the contractual fee waiver and/or expense reimbursement. The example also assumes that your investment has a 5% return each year, and that the Fund's operating expenses remain the same. Although your actual cost may be higher or lower, based on these assumptions your cost would be:

	1 Year	3 Years	5 Years	10 Years
Class S	\$91	\$333	\$595	\$1,343
Class A	\$556	\$828	\$1,120	\$1,949

Portfolio Turnover

The Fund pays transaction costs, such as commissions, when it buys and sells securities (or "turns over" its portfolio). A higher portfolio turnover rate may indicate higher transaction costs and may result in higher taxes when Fund shares are held in a taxable account. These costs, which are not reflected in annual fund operating expenses or in the example, affect the Fund's performance. During the most recent fiscal year, the Fund's portfolio turnover rate was 34% of the average value of its portfolio.

Principal Strategies

The Fund pursues its objective by investing in a combination of other funds managed by the Adviser and directly held financial instruments. The Fund is designed for investors who seek moderately greater long-term capital growth and are comfortable with moderately higher levels of risk and volatility. The Fund uses a prescribed asset allocation strategy involving a two-step process that is designed to achieve its desired risk tolerance. The first step is the construction of a model for the allocation of the Fund's assets across broad asset categories (namely, equity securities and debt securities). The second step involves the determination of sub-classes within the broad asset categories and target weightings (i.e., what the Adviser determines is the strategic allocation) for these sub-classes. Sub-classes for equity securities may be based on market capitalization, investment style (such as growth or value), or economic sector. Sub-classes for debt securities may be based on maturity, duration, security type or credit rating (high yield—commonly known as "junk bonds"—or investment grade).

The use of target weightings for various sub-classes within broad asset categories is intended as a multi-style approach to reduce the risk of investing in securities having common characteristics. The Fund may buy and sell futures contracts to either hedge its exposure or obtain exposure to certain investments.

The Fund may invest in foreign securities, including those of issuers in emerging markets. An “emerging market” country is any country determined by the Adviser to have an emerging market economy, considering factors such as the country’s credit rating, its political and economic stability and the development of its financial and capital markets.

Under normal circumstances, the Fund invests in the following broad asset classes within the ranges given:

Broad Asset Category	Target Allocation	Allocation Range
Equity Securities.....	80%	60-90%
Debt Securities.....	20%	10-40%

The Fund’s actual holdings in each broad asset category may be outside the applicable allocation range from time to time due to differing investment performance among asset categories. The Adviser will rebalance the Fund at least annually so that its holdings are within the ranges for the broad asset categories.

The Fund pursues its investment strategy by investing in other mutual funds managed by the Adviser or an affiliate and direct investments in securities. The names of the funds managed by the Adviser which are currently available for investment by the Fund are shown in the list below. The list is provided for information purposes only. The Adviser may change the availability of the funds managed by the Adviser for investment by the Fund without shareholder approval or advance notice to shareholders.

Equity Securities

Small Cap

- Thrivent Small Cap Stock Fund
- Thrivent Core Small Cap Value Fund

Mid Cap

- Thrivent Mid Cap Stock Fund
- Thrivent Core Mid Cap Value Fund

Large Cap

- Thrivent Global Stock Fund
- Thrivent Large Cap Growth Fund
- Thrivent Large Cap Value Fund

Other

- Thrivent International Allocation Fund
- Thrivent Core International Equity Fund
- Thrivent Core Low Volatility Equity Fund

Debt Securities

High Yield Bonds

- Thrivent High Yield Fund

Intermediate/Long-Term Bonds

- Thrivent Income Fund

Short-Term/Intermediate Bonds

- Thrivent Limited Maturity Bond Fund

Other

- Thrivent Core Emerging Markets Debt Fund

Short-Term Debt Securities

Money Market

- Thrivent Cash Management Trust

Other

- Thrivent Core Short-Term Reserve Fund

Principal Risks

The Fund is subject to the following principal investment risks, which you should review carefully and in entirety. The Fund may not achieve its investment objective and you could lose money by investing in the Fund.

Allocation Risk. The Fund’s investment performance depends upon how its assets are allocated across broad asset categories and applicable sub-classes within such categories. Some broad asset categories and sub-classes may perform below expectations or the securities markets generally over short and extended periods. Therefore, a principal risk of investing in the Fund is that the allocation strategies used and the allocation decisions made will not produce the desired results.

Equity Security Risk. Equity securities held by the Fund may decline significantly in price, sometimes rapidly or unpredictably, over short or extended periods of time, and such declines may occur because of declines in the equity market as a whole, or because of declines in only a particular country, geographic region, company, industry, or sector of the market. From time to time, the Fund may invest a significant portion of its assets in companies in one particular country or geographic region or one or more related sectors or industries, which would make the Fund more vulnerable to adverse developments affecting such countries, geographic regions, sectors or industries. Equity securities are generally more volatile than most debt securities.

Large Cap Risk. Large-sized companies may be unable to respond quickly to new competitive challenges such as changes in technology. They may also not be able to attain the high growth rate of successful smaller companies, especially during extended periods of economic expansion.

Conflicts of Interest Risk. An investment in the Fund is subject to a number of actual or potential conflicts of interest. For example, the Adviser or its affiliates may provide services to the Fund for which the Fund would compensate the Adviser and/or such affiliates. The Fund may invest in other pooled investment vehicles sponsored, managed, or otherwise affiliated with the Adviser, including other Funds. The Adviser may have an incentive (financial or otherwise) to enter into transactions or arrangements on behalf of the Fund with itself or its affiliates in circumstances where it might not have done so otherwise.

The Adviser or its affiliates manage other investment funds and/or accounts (including proprietary accounts) and have other clients with investment objectives and strategies that are similar to, or overlap with, the investment objective and strategy of the Fund, creating conflicts of interest in investment and allocation decisions regarding the allocation of investments that could be appropriate for the Fund and other clients of the Adviser or their affiliates.

Credit Risk. Credit risk is the risk that an issuer of a debt security to which the Fund is exposed may no longer be able or willing to pay its debt. As a result of such an event, the debt security may decline in price and affect the value of the Fund.

Derivatives Risk. The use of derivatives (such as futures) involves additional risks and transaction costs which could leave the Fund in a worse position than if it had not used these instruments. The Fund utilizes equity futures in order to increase or decrease its exposure to various asset classes at a lower cost than trading stocks directly. The use of derivatives can lead to losses because of adverse movements in the price or value of

the underlying asset, index or rate, which may be magnified by certain features of the contract. Changes in the value of the derivative may not correlate as intended with the underlying asset, rate or index, and the Fund could lose much more than the original amount invested. Derivatives can be highly volatile, illiquid and difficult to value. Certain derivatives may also be subject to counterparty risk, which is the risk that the other party in the transaction will not fulfill its contractual obligations due to its financial condition, market events, or other reasons.

Emerging Markets Risk. The risks and volatility of investing in foreign securities is increased in connection with investments in emerging markets. The economic, political and market structures of developing countries in emerging markets, in most cases, are not as strong as the structures in the U.S. or other developed countries in terms of wealth, stability, liquidity and transparency. A Fund may not achieve its investment objective and portfolio performance will likely be negatively affected by portfolio exposure to countries and corporations domiciled in, or with revenue exposures to, countries in the midst of, among other things, hyperinflation, currency devaluation, trade disagreements, sudden political upheaval or interventionist government policies, and the risks of such events are heightened within emerging market countries. Fund performance may also be negatively affected by portfolio exposure to countries and corporations domiciled in, or with revenue exposures to, countries with less developed or unreliable legal, tax, regulatory, accounting, recordkeeping and corporate governance systems and standards. In particular, there may be less publicly available and transparent information about issuers in emerging markets than would be available about issuers in more developed capital markets because such issuers may not be subject to accounting, auditing and financial reporting standards and requirements comparable to those to which U.S. companies are subject. Emerging markets may also have differing legal systems, many of which provide fewer security holder rights and practical remedies to pursue claims than are available for securities of companies in the U.S. or other developed countries, including class actions or fraud claims. Significant buying or selling actions by a few major investors may also heighten the volatility of emerging market securities.

Foreign Currency Risk. The value of a foreign currency may decline against the U.S. dollar, which would reduce the dollar value of securities denominated in that currency. The overall impact of such a decline of foreign currency can be significant, unpredictable, and long lasting, depending on the currencies represented, how each one appreciates or depreciates in relation to the U.S. dollar, and whether currency positions are hedged. Under normal conditions, the Fund does not engage in extensive foreign currency hedging programs. Further, exchange rate movements are volatile, and it is not possible to effectively hedge the currency risks of many developing countries.

Foreign Securities Risk. Foreign securities generally carry more risk and are more volatile than their domestic counterparts, in part because of potential for higher political and economic risks, lack of reliable information and fluctuations in currency exchange rates where investments are denominated in currencies other than the U.S. dollar. Certain events in foreign markets may adversely affect foreign and domestic issuers, including interruptions in the global supply chain, market closures, war, terrorism, natural disasters and outbreak of infectious diseases. The Fund's investment in any country could be subject to governmental actions such as capital or currency controls,

nationalizing a company or industry, expropriating assets, or imposing punitive taxes that would have an adverse effect on security prices, and impair the Fund's ability to repatriate capital or income. Foreign securities may also be more difficult to resell than comparable U.S. securities because the markets for foreign securities are often less liquid. Even when a foreign security increases in price in its local currency, the appreciation may be diluted by adverse changes in exchange rates when the security's value is converted to U.S. dollars. Foreign withholding taxes also may apply and errors and delays may occur in the settlement process for foreign securities.

Growth Investing Risk. Growth style investing includes the risk of investing in securities whose prices historically have been more volatile than other securities, especially over the short term. Growth stock prices reflect projections of future earnings or revenues and, if a company's earnings or revenues fall short of expectations, its stock price may fall dramatically.

Interest Rate Risk. Interest rate risk is the risk that prices of debt securities decline in value when interest rates rise for debt securities that pay a fixed rate of interest. Debt securities with longer durations (a measure of price sensitivity of a bond or bond fund to changes in interest rates) or maturities (i.e., the amount of time until a bond's issuer must pay its principal or face value) tend to be more sensitive to changes in interest rates than debt securities with shorter durations or maturities. Changes in general economic conditions, inflation, and monetary policies, such as certain types of interest rate changes by the Federal Reserve, could affect interest rates and the value of some securities. During periods of low interest rates or when inflation rates are high or rising, the Fund may be subject to a greater risk of rising interest rates.

Investment Adviser Risk. The Fund is actively managed and the success of its investment strategy depends significantly on the skills of the Adviser in assessing the potential of the investments in which the Fund invests. The assessment of potential Fund investments may prove incorrect, resulting in losses or poor performance, even in rising markets. There is also no guarantee that the Adviser will be able to effectively implement the Fund's investment objective.

Issuer Risk. Issuer risk is the possibility that factors specific to an issuer to which the Fund is exposed will affect the market prices of the issuer's securities and therefore the value of the Fund.

Market Risk. Over time, securities markets generally tend to move in cycles with periods when security prices rise and periods when security prices decline. The value of the Fund's investments may move with these cycles and, in some instances, increase or decrease more than the applicable market(s) as measured by the Fund's benchmark index(es). The securities markets may also decline because of factors that affect a particular industry or market sector, or due to impacts from domestic or global events, including regulatory events, economic downturn, government shutdowns, the spread of infectious illness such as the outbreak of COVID-19, public health crises, war, terrorism, social unrest, recessions, natural disasters or similar events.

Mid Cap Risk. Medium-sized companies often have greater price volatility, lower trading volume, and less liquidity than larger, more-established companies. These companies tend to have smaller revenues, narrower product lines, less management

depth and experience, smaller shares of their product or service markets, fewer financial resources, and less competitive strength than larger companies.

Other Funds Risk. Because the Fund invests in other funds, the performance of the Fund is dependent, in part, upon the performance of other funds in which the Fund may invest. As a result, the Fund is subject to the same risks as those faced by the other funds. In addition, other funds may be subject to additional fees and expenses that are borne by the Fund.

Quantitative Investing Risk. Securities selected according to a quantitative analysis methodology can perform differently from the market as a whole based on the model and the factors used in the analysis, the weight placed on each factor and changes in the factor's historical trends. Such models are based on assumptions relating to these and other market factors, and the models may not take into account certain factors, or perform as intended, and may result in a decline in the value of the Fund's portfolio. Among other risks, results generated by such models may be impaired by errors in human judgment, data imprecision, software or other technology systems malfunctions, or programming flaws. Such models may not perform as expected or may underperform in periods of market volatility.

Small Cap Risk. Smaller, less seasoned companies often have greater price volatility, lower trading volume, and less liquidity than larger, more established companies. These companies tend to have small revenues, narrower product lines, less management depth and experience, small shares of their product or service markets, fewer financial resources, and less competitive strength than larger companies. Such companies seldom pay significant dividends that could soften the impact of a falling market on returns.

Value Investing Risk. Value style investing includes the risk that stocks of undervalued companies may not rise as quickly as anticipated if the market doesn't recognize their intrinsic value or if value stocks are out of favor.

Performance

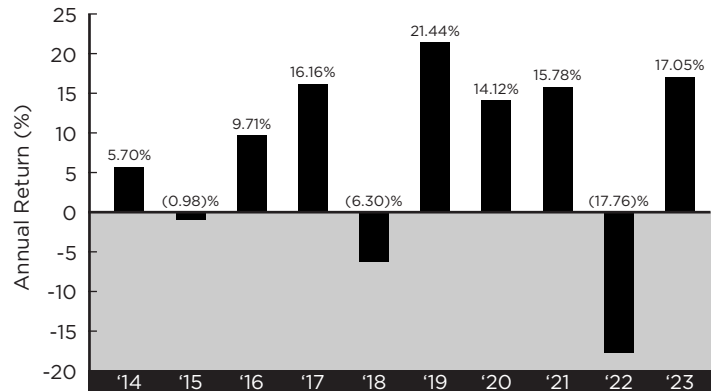
The following bar chart and table provide an indication of the risks of investing in the Fund. The bar chart shows changes in the Fund's performance from year to year for Class A shares. The table shows how the Fund's average annual returns for one-, five- and ten-year periods compared to broad-based securities market indices. The index descriptions appear in the "Index Descriptions" section of the prospectus. Call 800-847-4836 or visit thriventfunds.com for performance results current to the most recent month-end.

The bar chart includes the effects of Fund expenses, but not sales charges. If sales charges were included, returns would be lower than those shown. The table includes the effects of Fund expenses and maximum sales charges and assumes that you sold your shares at the end of the period. The after-tax returns are calculated using the historical highest individual federal marginal income tax rates and do not reflect the impact of state and local taxes. Actual after-tax returns depend on an investor's tax situation and may differ from those shown, and after-tax returns are not relevant to investors who hold their Fund shares through tax-deferred arrangements such as individual retirement accounts. After-tax returns are only shown for Class A shares, and after-tax returns for Class S shares will vary.

How the Fund has performed in the past (before and after taxes) is not necessarily an indication of how it will perform in the future. Performance information provides some indication of the risks of investing in the Fund by showing changes in the Fund's performance over time.

Year-by-Year Total Return

Class A Shares



Best Quarter:	Q2 2020	+15.44%
Worst Quarter:	Q1 2020	(16.39)%

Average Annual Total Returns (Periods Ending December 31, 2023)

	1 Year	5 Years	10 Years
Class A (before taxes)	11.76%	8.08%	6.30%
Class A (after taxes on distributions)	10.69%	6.74%	4.94%
Class A (after taxes on distributions and redemptions)	7.47%	6.13%	4.68%
Class S (before taxes)	17.25%	9.30%	7.07%
S&P 500® Index (reflects no deduction for fees, expenses or taxes)	26.29%	15.69%	12.03%
Bloomberg U.S. Aggregate Bond Index (reflects no deduction for fees, expenses or taxes)	5.53%	1.10%	1.81%
MSCI All Country World Index ex-USA - USD Net Returns (reflects no deduction for fees, expenses or taxes)	15.62%	7.08%	3.83%

Management

Investment Adviser

The Fund is managed by Thrivent Asset Management, LLC ("Thrivent Asset Mgt." or the "Adviser").

Portfolio Managers

The following individuals are jointly and primarily responsible for the day-to-day management of the Fund:

Name and Title	Portfolio Manager of the Fund Since
Stephen D. Lowe, CFA Chief Investment Strategist	April 2016
David S. Royal Chief Financial Officer and Chief Investment Officer	April 2018
David R. Spangler, CFA Senior Portfolio Manager	February 2019

Purchase and Sale of Fund Shares

You may purchase, redeem or exchange shares of the Fund through certain broker-dealers. You also may purchase Class S shares of the Fund directly from the Fund online at thriventfunds.com.

The minimum initial investment requirement for this Fund is \$2,000 and the minimum subsequent investment requirement is \$50 for taxable accounts. For IRA or tax-deferred accounts, the minimum initial investment requirement for this Fund is \$1,000 and the minimum subsequent investment requirement is \$50. These investment requirements may be different, however, for

investors investing in the Fund through an automatic investment plan or, for Class S shares, through certain fee-based investment advisory programs.

You may purchase or redeem Fund shares on days that the New York Stock Exchange is open. You may conduct such transactions by mail, telephone 800-847-4836, the Internet (thrivent.com or, for Class S shares, thriventfunds.com), the mobile app, by wire/ACH transfer or through an automatic investment plan (for purchases) or a systematic withdrawal plan (for redemptions), subject to certain limitations.

Tax Information

The Fund intends to make distributions that may be taxed as ordinary income or capital gains. Investing in the Fund through a retirement plan could have different tax consequences.

Payments to Broker-Dealers and Other Financial Intermediaries

If you purchase the Fund through a broker-dealer or other financial intermediary (such as an insurance company), the Fund and its related companies may pay the intermediary for the sale of Fund shares and related services. These payments may create a conflict of interest by influencing the broker-dealer or other intermediary and your financial professional to recommend the Fund over another investment. Ask your financial professional or visit your financial intermediary's website for more information.

Thrivent Moderately Conservative Allocation Fund

Class S: TCAIX | Class A: TCAAX

Investment Objective

Thrivent Moderately Conservative Allocation Fund (the "Fund") seeks long-term capital growth while providing reasonable stability of principal.

Fees and Expenses

The table below describes the fees and expenses that you may pay if you buy, hold and/or sell shares of the Fund. You may pay other fees, such as brokerage commissions and other fees to financial intermediaries, which are not reflected in the tables and examples below. For Class A shares, you may qualify for sales charge discounts if you and your family invest, or agree to invest in the future, at least \$50,000 in Class A shares of a fund or funds of Thrivent Mutual Funds. More information about these and other Class A sales charge discounts is available from your financial professional and in the "Class A Sales Charges" and "Ways to Eliminate or Reduce the Initial Class A Sales Charges" sections of the Fund's prospectus and the "Sales Charges" section under the heading "Purchase, Redemption and Pricing of Shares" of the Fund's Statement of Additional Information.

Shareholder Fees

(fees paid directly from your investment)

	Class S	Class A
Maximum Sales Charge (load) Imposed On Purchases (as a % of offering price)	None	4.50%
Maximum Deferred Sales Charge (load) (as a % of the net asset value)	None	None

Annual Fund Operating Expenses

(expenses that you pay each year as a percentage of the value of your investment)

	Class S	Class A
Management Fees	0.59%	0.59%
Distribution and Shareholder Service (12b-1) Fees	None	0.25%
Other Expenses	0.14%	0.13%
Acquired Fund Fees and Expenses	0.20%	0.20%
Total Annual Fund Operating Expenses	0.93%	1.17%
Less Fee Waivers and/or Expense Reimbursements ¹	0.15%	0.15%
Total Annual Fund Operating Expenses After Fee Waivers and/or Expense Reimbursements	0.78%	1.02%

¹ The Adviser has contractually agreed, for as long as the current fee structure is in place and through at least February 28, 2025, to waive an amount equal to any management fees indirectly incurred by the Fund as a result of its investment in any other mutual fund for which the Adviser or an affiliate serves as investment adviser, other than Thrivent Cash Management Trust. This contractual provision may be terminated upon the mutual agreement between the Independent Trustees of the Fund and the Adviser.

Example

The example below is intended to help you compare the cost of investing in the Fund with the cost of investing in other mutual funds.

The example assumes that you invest \$10,000 in the Fund for the time periods indicated and then redeem all of your shares at the end of those periods. For Class A shares, the example includes the initial sales charge. In addition, the example for the 1 Year period reflects the effect of the contractual fee waiver and/or expense reimbursement. The example also assumes that your investment has a 5% return each year, and that the Fund's operating expenses remain the same. Although your actual cost may be higher or lower, based on these assumptions your cost would be:

	1 Year	3 Years	5 Years	10 Years
Class S	\$80	\$281	\$500	\$1,129
Class A	\$549	\$791	\$1,051	\$1,794

Portfolio Turnover

The Fund pays transaction costs, such as commissions, when it buys and sells securities (or "turns over" its portfolio). A higher portfolio turnover rate may indicate higher transaction costs and may result in higher taxes when Fund shares are held in a taxable account. These costs, which are not reflected in annual fund operating expenses or in the example, affect the Fund's performance. During the most recent fiscal year, the Fund's portfolio turnover rate was 49% of the average value of its portfolio.

Principal Strategies

The Fund pursues its objective by investing in a combination of other funds managed by the Adviser and directly held financial instruments. The Fund is designed for investors who seek long-term capital growth with reasonable stability of principal and more conservative levels of risk and volatility. The Fund uses a prescribed asset allocation strategy involving a two-step process that is designed to achieve its desired risk tolerance. The first step is the construction of a model for the allocation of the Fund's assets across broad asset categories (namely, debt securities and equity securities). The second step involves the determination of sub-classes within the broad asset categories and target weightings (i.e., what the Adviser determines is the strategic allocation) for these sub-classes. Sub-classes for debt securities may be based on maturity, duration, security type or credit rating (high yield—commonly known as "junk bonds"—or investment grade) and may include leveraged loans, which are senior secured loans that are made by banks or other lending institutions to companies that are rated below investment grade. Sub-classes for equity securities may be based on market capitalization, investment style (such as growth or value), or economic sector.

The use of target weightings for various sub-classes within broad asset categories is intended as a multi-style approach to reduce the risk of investing in securities having common characteristics.

The Fund may buy and sell futures contracts to either hedge its exposure or obtain exposure to certain investments.

The Fund may invest in foreign securities, including those of issuers in emerging markets. An “emerging market” country is any country determined by the Adviser to have an emerging market economy, considering factors such as the country’s credit rating, its political and economic stability and the development of its financial and capital markets.

Under normal circumstances, the Fund invests in the following broad asset classes within the ranges given:

Broad Asset Category	Target Allocation	Allocation Range
Debt Securities	57%	40-80%
Equity Securities	43%	20-60%

The Fund’s actual holdings in each broad asset category may be outside the applicable allocation range from time to time due to differing investment performance among asset categories. The Adviser will rebalance the Fund at least annually so that its holdings are within the ranges for the broad asset categories.

The Fund pursues its investment strategy by investing in other mutual funds managed by the Adviser or an affiliate and direct investments in securities. The names of the funds managed by the Adviser which are currently available for investment by the Fund are shown in the list below. The list is provided for information purposes only. The Adviser may change the availability of the funds managed by the Adviser for investment by the Fund without shareholder approval or advance notice to shareholders.

- Debt Securities
 - High Yield Bonds
 - Thrivent High Yield Fund
 - Intermediate/Long-Term Bonds
 - Thrivent Income Fund
 - Short-Term/Intermediate Bonds
 - Thrivent Limited Maturity Bond Fund
 - Other
 - Thrivent Core Emerging Markets Debt Fund
- Equity Securities
 - Small Cap
 - Thrivent Small Cap Stock Fund
 - Thrivent Core Small Cap Value Fund
 - Mid Cap
 - Thrivent Mid Cap Stock Fund
 - Thrivent Core Mid Cap Value Fund
 - Large Cap
 - Thrivent Global Stock Fund
 - Thrivent Large Cap Growth Fund
 - Thrivent Large Cap Value Fund
 - Other
 - Thrivent International Allocation Fund
 - Thrivent Core International Equity Fund
 - Thrivent Core Low Volatility Equity Fund
- Short-Term Debt Securities
 - Money Market
 - Thrivent Cash Management Trust
 - Other
 - Thrivent Core Short-Term Reserve Fund

Principal Risks

The Fund is subject to the following principal investment risks, which you should review carefully and in entirety. The Fund may not achieve its investment objective and you could lose money by investing in the Fund.

Allocation Risk. The Fund’s investment performance depends upon how its assets are allocated across broad asset categories and applicable sub-classes within such categories. Some broad asset categories and sub-classes may perform below expectations or the securities markets generally over short and extended periods. Therefore, a principal risk of investing in the Fund is that the allocation strategies used and the allocation decisions made will not produce the desired results.

Interest Rate Risk. Interest rate risk is the risk that prices of debt securities decline in value when interest rates rise for debt securities that pay a fixed rate of interest. Debt securities with longer durations (a measure of price sensitivity of a bond or bond fund to changes in interest rates) or maturities (i.e., the amount of time until a bond’s issuer must pay its principal or face value) tend to be more sensitive to changes in interest rates than debt securities with shorter durations or maturities. Changes in general economic conditions, inflation, and monetary policies, such as certain types of interest rate changes by the Federal Reserve, could affect interest rates and the value of some securities. During periods of low interest rates or when inflation rates are high or rising, the Fund may be subject to a greater risk of rising interest rates.

Equity Security Risk. Equity securities held by the Fund may decline significantly in price, sometimes rapidly or unpredictably, over short or extended periods of time, and such declines may occur because of declines in the equity market as a whole, or because of declines in only a particular country, geographic region, company, industry, or sector of the market. From time to time, the Fund may invest a significant portion of its assets in companies in one particular country or geographic region or one or more related sectors or industries, which would make the Fund more vulnerable to adverse developments affecting such countries, geographic regions, sectors or industries. Equity securities are generally more volatile than most debt securities.

Conflicts of Interest Risk. An investment in the Fund is subject to a number of actual or potential conflicts of interest. For example, the Adviser or its affiliates may provide services to the Fund for which the Fund would compensate the Adviser and/or such affiliates. The Fund may invest in other pooled investment vehicles sponsored, managed, or otherwise affiliated with the Adviser, including other Funds. The Adviser may have an incentive (financial or otherwise) to enter into transactions or arrangements on behalf of the Fund with itself or its affiliates in circumstances where it might not have done so otherwise.

The Adviser or its affiliates manage other investment funds and/or accounts (including proprietary accounts) and have other clients with investment objectives and strategies that are similar to, or overlap with, the investment objective and strategy of the Fund, creating conflicts of interest in investment and allocation decisions regarding the allocation of investments that could be appropriate for the Fund and other clients of the Adviser or their affiliates.

Credit Risk. Credit risk is the risk that an issuer of a debt security to which the Fund is exposed may no longer be able or willing to

pay its debt. As a result of such an event, the debt security may decline in price and affect the value of the Fund.

Derivatives Risk. The use of derivatives (such as futures) involves additional risks and transaction costs which could leave the Fund in a worse position than if it had not used these instruments. The Fund utilizes equity futures in order to increase or decrease its exposure to various asset classes at a lower cost than trading stocks directly. The use of derivatives can lead to losses because of adverse movements in the price or value of the underlying asset, index or rate, which may be magnified by certain features of the contract. Changes in the value of the derivative may not correlate as intended with the underlying asset, rate or index, and the Fund could lose much more than the original amount invested. Derivatives can be highly volatile, illiquid and difficult to value. Certain derivatives may also be subject to counterparty risk, which is the risk that the other party in the transaction will not fulfill its contractual obligations due to its financial condition, market events, or other reasons.

Emerging Markets Risk. The risks and volatility of investing in foreign securities is increased in connection with investments in emerging markets. The economic, political and market structures of developing countries in emerging markets, in most cases, are not as strong as the structures in the U.S. or other developed countries in terms of wealth, stability, liquidity and transparency. A Fund may not achieve its investment objective and portfolio performance will likely be negatively affected by portfolio exposure to countries and corporations domiciled in, or with revenue exposures to, countries in the midst of, among other things, hyperinflation, currency devaluation, trade disagreements, sudden political upheaval or interventionist government policies, and the risks of such events are heightened within emerging market countries. Fund performance may also be negatively affected by portfolio exposure to countries and corporations domiciled in, or with revenue exposures to, countries with less developed or unreliable legal, tax, regulatory, accounting, recordkeeping and corporate governance systems and standards. In particular, there may be less publicly available and transparent information about issuers in emerging markets than would be available about issuers in more developed capital markets because such issuers may not be subject to accounting, auditing and financial reporting standards and requirements comparable to those to which U.S. companies are subject. Emerging markets may also have differing legal systems, many of which provide fewer security holder rights and practical remedies to pursue claims than are available for securities of companies in the U.S. or other developed countries, including class actions or fraud claims. Significant buying or selling actions by a few major investors may also heighten the volatility of emerging market securities.

Foreign Currency Risk. The value of a foreign currency may decline against the U.S. dollar, which would reduce the dollar value of securities denominated in that currency. The overall impact of such a decline of foreign currency can be significant, unpredictable, and long lasting, depending on the currencies represented, how each one appreciates or depreciates in relation to the U.S. dollar, and whether currency positions are hedged. Under normal conditions, the Fund does not engage in extensive foreign currency hedging programs. Further, exchange rate movements are volatile, and it is not possible to effectively hedge the currency risks of many developing countries.

Foreign Securities Risk. Foreign securities generally carry more risk and are more volatile than their domestic counterparts, in part because of potential for higher political and economic risks, lack of reliable information and fluctuations in currency exchange rates where investments are denominated in currencies other than the U.S. dollar. Certain events in foreign markets may adversely affect foreign and domestic issuers, including interruptions in the global supply chain, market closures, war, terrorism, natural disasters and outbreak of infectious diseases. The Fund's investment in any country could be subject to governmental actions such as capital or currency controls, nationalizing a company or industry, expropriating assets, or imposing punitive taxes that would have an adverse effect on security prices, and impair the Fund's ability to repatriate capital or income. Foreign securities may also be more difficult to resell than comparable U.S. securities because the markets for foreign securities are often less liquid. Even when a foreign security increases in price in its local currency, the appreciation may be diluted by adverse changes in exchange rates when the security's value is converted to U.S. dollars. Foreign withholding taxes also may apply and errors and delays may occur in the settlement process for foreign securities.

Government Securities Risk. The Fund invests in securities issued or guaranteed by the U.S. government or its agencies and instrumentalities (such as Federal Home Loan Bank, Ginnie Mae, Fannie Mae or Freddie Mac securities). Securities issued or guaranteed by Federal Home Loan Banks, Ginnie Mae, Fannie Mae or Freddie Mac are not issued directly by the U.S. government. Ginnie Mae is a wholly owned U.S. corporation that is authorized to guarantee, with the full faith and credit of the U.S. government, the timely payment of principal and interest of its securities. By contrast, securities issued or guaranteed by U.S. government-related organizations such as Federal Home Loan Banks, Fannie Mae and Freddie Mac are not backed by the full faith and credit of the U.S. government. No assurance can be given that the U.S. government would provide financial support to its agencies and instrumentalities if not required to do so by law. In addition, the value of U.S. government securities may be affected by changes in the credit rating of the U.S. government, which may be negatively impacted by rising levels of indebtedness. It is possible that issuers of U.S. government securities will not have the funds to meet their payment obligations in the future.

High Yield Risk. High yield securities – commonly known as “junk bonds” – to which the Fund is exposed are considered predominantly speculative with respect to the issuer's continuing ability to make principal and interest payments. If the issuer of the security is in default with respect to interest or principal payments, the value of the Fund may be negatively affected. High yield securities generally have a less liquid resale market.

Investment Adviser Risk. The Fund is actively managed and the success of its investment strategy depends significantly on the skills of the Adviser in assessing the potential of the investments in which the Fund invests. The assessment of potential Fund investments may prove incorrect, resulting in losses or poor performance, even in rising markets. There is also no guarantee that the Adviser will be able to effectively implement the Fund's investment objective.

Issuer Risk. Issuer risk is the possibility that factors specific to an issuer to which the Fund is exposed will affect the market prices of the issuer's securities and therefore the value of the Fund.

Large Cap Risk. Large-sized companies may be unable to respond quickly to new competitive challenges such as changes in technology. They may also not be able to attain the high growth rate of successful smaller companies, especially during extended periods of economic expansion.

Leveraged Loan Risk. Leveraged loans (also known as bank loans) are subject to the risks typically associated with debt securities. In addition, leveraged loans, which typically hold a senior position in the capital structure of a borrower, are subject to the risk that a court could subordinate such loans to presently existing or future indebtedness or take other action detrimental to the holders of leveraged loans. Leveraged loans are also subject to the risk that the value of the collateral, if any, securing a loan may decline, be insufficient to meet the obligations of the borrower, or be difficult to liquidate. Some leveraged loans are not as easily purchased or sold as publicly-traded securities and others are illiquid, which may make it more difficult for the Fund to value them or dispose of them at an acceptable price. Below investment-grade leveraged loans are typically more credit sensitive. Also, over time, the customary form of new and/or restructured leveraged loans have become known as "covenant lite" loans, which have contractual provisions that are more favorable to borrowers and provide less protection for lenders such as the Fund. As a result, the Fund could experience relatively greater difficulty or delays in enforcing its rights on its holdings of covenant lite loans than its holdings of loans with financial maintenance covenants, which may result in losses. In the event of fraud or misrepresentation, the Fund may not be protected under federal securities laws with respect to leveraged loans that may not be in the form of "securities." The settlement period for some leveraged loans may be more than seven days.

Market Risk. Over time, securities markets generally tend to move in cycles with periods when security prices rise and periods when security prices decline. The value of the Fund's investments may move with these cycles and, in some instances, increase or decrease more than the applicable market(s) as measured by the Fund's benchmark index(es). The securities markets may also decline because of factors that affect a particular industry or market sector, or due to impacts from domestic or global events, including regulatory events, economic downturn, government shutdowns, the spread of infectious illness such as the outbreak of COVID-19, public health crises, war, terrorism, social unrest, recessions, natural disasters or similar events.

Mid Cap Risk. Medium-sized companies often have greater price volatility, lower trading volume, and less liquidity than larger, more-established companies. These companies tend to have smaller revenues, narrower product lines, less management depth and experience, smaller shares of their product or service markets, fewer financial resources, and less competitive strength than larger companies.

Mortgage-Backed and Other Asset-Backed Securities Risk. The value of mortgage-backed and asset-backed securities are influenced by the factors affecting the housing market and the assets underlying such securities. As a result, during periods of declining asset value, difficult or frozen credit markets, swings in interest rates, or deteriorating economic conditions,

mortgage-related and asset-backed securities may decline in value, face valuation difficulties, become more volatile and/or become illiquid. In addition, both mortgage-backed and asset-backed securities are sensitive to changes in the repayment patterns of the underlying security. If the principal payment on the underlying asset is repaid faster or slower than the holder of the asset-backed or mortgage-backed security anticipates, the price of the security may fall, particularly if the holder must reinvest the repaid principal at lower rates or must continue to hold the security when interest rates rise. This effect may cause the value of the Fund to decline and reduce the overall return of the Fund. Mortgage-backed securities are also subject to extension risk, which is the risk that when interest rates rise, certain mortgage-backed securities are paid in full by the issuer more slowly than anticipated. This can cause the market value of the security to fall because the market may view its interest rate as low for a longer-term investment.

Other Funds Risk. Because the Fund invests in other funds, the performance of the Fund is dependent, in part, upon the performance of other funds in which the Fund may invest. As a result, the Fund is subject to the same risks as those faced by the other funds. In addition, other funds may be subject to additional fees and expenses that are borne by the Fund.

Prepayment Risk. When interest rates fall, certain obligations are paid off by the obligor more quickly than originally anticipated, and a Fund may have to invest the proceeds in securities with lower yields. In periods of falling interest rates, the rate of prepayments tends to increase (as does price fluctuation) as borrowers are motivated to pay off debt and refinance at new lower rates. During such periods, reinvestment of the prepayment proceeds by the management team will generally be at lower rates of return than the return on the assets that were prepaid. Prepayment generally reduces the yield to maturity and the average life of the security.

Quantitative Investing Risk. Securities selected according to a quantitative analysis methodology can perform differently from the market as a whole based on the model and the factors used in the analysis, the weight placed on each factor and changes in the factor's historical trends. Such models are based on assumptions relating to these and other market factors, and the models may not take into account certain factors, or perform as intended, and may result in a decline in the value of the Fund's portfolio. Among other risks, results generated by such models may be impaired by errors in human judgment, data imprecision, software or other technology systems malfunctions, or programming flaws. Such models may not perform as expected or may underperform in periods of market volatility.

Performance

The following bar chart and table provide an indication of the risks of investing in the Fund. The bar chart shows changes in the Fund's performance from year to year for Class A shares. The table shows how the Fund's average annual returns for one-, five- and ten-year periods compared to broad-based securities market indices. The index descriptions appear in the "Index Descriptions" section of the prospectus. Call 800-847-4836 or visit thriventfunds.com for performance results current to the most recent month-end.

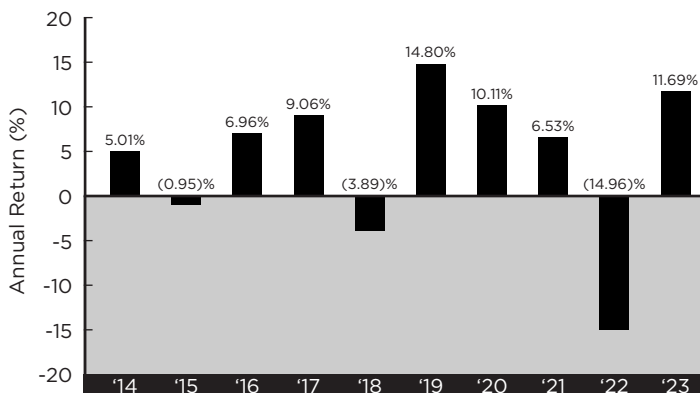
The bar chart includes the effects of Fund expenses, but not sales charges. If sales charges were included, returns would be lower than those shown. The table includes the effects of Fund

expenses and maximum sales charges and assumes that you sold your shares at the end of the period. The after-tax returns are calculated using the historical highest individual federal marginal income tax rates and do not reflect the impact of state and local taxes. Actual after-tax returns depend on an investor's tax situation and may differ from those shown, and after-tax returns are not relevant to investors who hold their Fund shares through tax-deferred arrangements such as individual retirement accounts. After-tax returns are only shown for Class A shares, and after-tax returns for Class S shares will vary.

How the Fund has performed in the past (before and after taxes) is not necessarily an indication of how it will perform in the future. Performance information provides some indication of the risks of investing in the Fund by showing changes in the Fund's performance over time.

Year-by-Year Total Return

Class A Shares



Best Quarter:	Q2 2020	+9.26%
Worst Quarter:	Q2 2022	(10.23)%

Average Annual Total Returns (Periods Ending December 31, 2023)

	1 Year	5 Years	10 Years
Class A (before taxes)	6.70%	4.08%	3.60%
Class A (after taxes on distributions)	5.66%	2.93%	2.43%
Class A (after taxes on distributions and redemptions)	4.02%	2.81%	2.43%
Class S (before taxes)	11.91%	5.28%	4.36%
S&P 500® Index (reflects no deduction for fees, expenses or taxes)	26.29%	15.69%	12.03%
Bloomberg U.S. Aggregate Bond Index (reflects no deduction for fees, expenses or taxes)	5.53%	1.10%	1.81%
MSCI All Country World Index ex-USA - USD Net Returns (reflects no deduction for fees, expenses or taxes)	15.62%	7.08%	3.83%

Management

Investment Adviser

The Fund is managed by Thrivent Asset Management, LLC ("Thrivent Asset Mgt." or the "Adviser").

Portfolio Managers

The following individuals are jointly and primarily responsible for the day-to-day management of the Fund:

Name and Title	Portfolio Manager of the Fund Since
Stephen D. Lowe, CFA Chief Investment Strategist	April 2016
David S. Royal Chief Financial Officer and Chief Investment Officer	April 2018
David R. Spangler, CFA Senior Portfolio Manager	February 2019

Purchase and Sale of Fund Shares

You may purchase, redeem or exchange shares of the Fund through certain broker-dealers. You also may purchase Class S shares of the Fund directly from the Fund online at thriventfunds.com.

The minimum initial investment requirement for this Fund is \$2,000 and the minimum subsequent investment requirement is \$50 for taxable accounts. For IRA or tax-deferred accounts, the minimum initial investment requirement for this Fund is \$1,000 and the minimum subsequent investment requirement is \$50. These investment requirements may be different, however, for investors investing in the Fund through an automatic investment plan or, for Class S shares, through certain fee-based investment advisory programs.

You may purchase or redeem Fund shares on days that the New York Stock Exchange is open. You may conduct such transactions by mail, telephone 800-847-4836, the Internet (thrivent.com or, for Class S shares, thriventfunds.com), the mobile app, by wire/ACH transfer or through an automatic investment plan (for purchases) or a systematic withdrawal plan (for redemptions), subject to certain limitations.

Tax Information

The Fund intends to make distributions that may be taxed as ordinary income or capital gains. Investing in the Fund through a retirement plan could have different tax consequences.

Payments to Broker-Dealers and Other Financial Intermediaries

If you purchase the Fund through a broker-dealer or other financial intermediary (such as an insurance company), the Fund and its related companies may pay the intermediary for the sale of Fund shares and related services. These payments may create a conflict of interest by influencing the broker-dealer or other intermediary and your financial professional to recommend the Fund over another investment. Ask your financial professional or visit your financial intermediary's website for more information.

Thrivent Money Market Fund

Class S: AALXX | Class A: AMMXX

Investment Objective

Thrivent Money Market Fund (the "Fund") seeks a high level of current income, while maintaining liquidity and a constant net asset value of \$1.00 per share.

Fees and Expenses

The table below describes the fees and expenses that you may pay if you buy, hold and/or sell shares of the Fund. You may pay other fees, such as brokerage commissions and other fees to financial intermediaries, which are not reflected in the tables and examples below.

Shareholder Fees

(fees paid directly from your investment)

	Class S	Class A
Maximum Sales Charge (load) Imposed On Purchases (as a % of offering price)	None	None
Maximum Deferred Sales Charge (load) (as a % of the net asset value)	None	None

Annual Fund Operating Expenses

(expenses that you pay each year as a percentage of the value of your investment)

	Class S	Class A
Management Fees ¹	0.24%	0.24%
Distribution and Shareholder Service (12b-1) Fees	None	None
Other Expenses	0.12%	0.19%
Total Annual Fund Operating Expenses ¹	0.36%	0.43%
Less Fee Waivers and/or Expense Reimbursements ²	None	0.05%
Total Annual Fund Operating Expenses After Fee Waivers and/or Expense Reimbursements	0.36%	0.38%

¹ Management Fees and Total Annual Fund Operating Expenses have been restated to reflect estimated expenses anticipated to be incurred in the current fiscal year.

² The Adviser has contractually agreed, through at least February 28, 2025, to waive a portion of the management fees associated with the Class A shares of the Thrivent Money Market Fund equal in the aggregate to 0.05% of the average daily net assets of the Class A shares. This contractual provision, however, may be terminated before the indicated termination date upon the mutual agreement between the Independent Trustees of the Fund and the Adviser.

Example

The example below is intended to help you compare the cost of investing in the Fund with the cost of investing in other mutual funds.

The example assumes that you invest \$10,000 in the Fund for the time periods indicated and then redeem all of your shares at the end of those periods. In addition, the example for the 1 Year period for Class A shares reflects the effect of the contractual fee waiver and/or expense reimbursement. The example also

assumes that your investment has a 5% return each year, and that the Fund's operating expenses remain the same. Although your actual cost may be higher or lower, based on these assumptions your cost would be:

	1 Year	3 Years	5 Years	10 Years
Class S	\$37	\$116	\$202	\$456
Class A	\$39	\$133	\$236	\$537

Principal Strategies

The Fund seeks to produce current income while maintaining liquidity by investing at least 99.5% of its total assets in government securities, cash and repurchase agreements collateralized fully by government securities or cash. Government securities are any securities issued or guaranteed as to principal or interest by the United States, or by a person controlled or supervised by and acting as an instrumentality of the government of the United States pursuant to authority granted by the Congress of the United States; or any certificate of deposit for any of the foregoing.

The Adviser manages the Fund subject to strict rules established by the Securities and Exchange Commission that are designed so that the Fund may maintain a stable \$1.00 share price. Those rules generally require the Fund, among other things, to invest only in high quality securities that are denominated in U.S. dollars and have short remaining maturities. In addition, the rules require the Fund to maintain a dollar-weighted average maturity (WAM) of not more than 60 days and a dollar-weighted average life (WAL) of not more than 120 days. When calculating its WAM, the Fund may shorten its maturity by using the interest rate resets of certain adjustable rate securities. Generally, the Fund may not take into account these resets when calculating its WAL.

The Adviser typically invests in U.S. Treasury securities, short-term discount notes issued by government-related organizations and government securities payable within seven-days or less to provide liquidity for reasonably foreseeable shareholder redemptions and to comply with regulatory requirements. The Adviser invests in other securities by selecting from the available supply of short-term government securities based on its interest rate outlook. Although the Fund frequently holds securities until maturity, the Adviser may sell securities to increase liquidity.

Principal Risks

You could lose money by investing in the Fund. Although the Fund seeks to preserve the value of your investment at \$1.00 per share, it cannot guarantee it will do so. An investment in the Fund is not a bank account and is not insured or guaranteed by the Federal Deposit Insurance Corporation or any other government agency. The Fund's sponsor is not required to reimburse the Fund for losses, and you should not expect that the sponsor will provide financial support to the Fund at any time, including during periods of market stress. In addition, the Fund is subject to the following principal investment risks.

Government Securities Risk. The Fund invests in securities issued or guaranteed by the U.S. government or its agencies and instrumentalities (such as Federal Home Loan Bank, Ginnie Mae, Fannie Mae or Freddie Mac securities). Securities issued or guaranteed by Federal Home Loan Banks, Ginnie Mae, Fannie Mae or Freddie Mac are not issued directly by the U.S. government. Ginnie Mae is a wholly owned U.S. corporation that is authorized to guarantee, with the full faith and credit of the U.S. government, the timely payment of principal and interest of its securities. By contrast, securities issued or guaranteed by U.S. government-related organizations such as Federal Home Loan Banks, Fannie Mae and Freddie Mac are not backed by the full faith and credit of the U.S. government. No assurance can be given that the U.S. government would provide financial support to its agencies and instrumentalities if not required to do so by law. In addition, the value of U.S. government securities may be affected by changes in the credit rating of the U.S. government, which may be negatively impacted by rising levels of indebtedness. It is possible that issuers of U.S. government securities will not have the funds to meet their payment obligations in the future.

Interest Rate Risk. Interest rate risk is the risk that prices of debt securities decline in value when interest rates rise for debt securities that pay a fixed rate of interest. Debt securities with longer durations (a measure of price sensitivity of a bond or bond fund to changes in interest rates) or maturities (i.e., the amount of time until a bond's issuer must pay its principal or face value) tend to be more sensitive to changes in interest rates than debt securities with shorter durations or maturities. Changes in general economic conditions, inflation, and monetary policies, such as certain types of interest rate changes by the Federal Reserve, could affect interest rates and the value of some securities. During periods of low interest rates or when inflation rates are high or rising, the Fund may be subject to a greater risk of rising interest rates. A weak economy, strong equity markets, or changes by the Federal Reserve in its monetary policies may cause short-term interest rates to increase and affect the Fund's ability to maintain a stable share price.

Credit Risk. Credit risk is the risk that an issuer of a debt security to which the Fund is exposed may no longer be able or willing to pay its debt. As a result of such an event, the debt security may decline in price and affect the value of the Fund.

Investment Adviser Risk. The Fund is actively managed and the success of its investment strategy depends significantly on the skills of the Adviser in assessing the potential of the investments in which the Fund invests. The assessment of potential Fund investments may prove incorrect, resulting in losses or poor performance, even in rising markets. There is also no guarantee that the Adviser will be able to effectively implement the Fund's investment objective.

Market Risk. Over time, securities markets generally tend to move in cycles with periods when security prices rise and periods when security prices decline. The value of the Fund's investments may move with these cycles and, in some instances, increase or decrease more than the applicable market(s) as measured by the Fund's benchmark index(es). The securities markets may also decline because of factors that affect a particular industry or market sector, or due to impacts from domestic or global events, including regulatory events, economic downturn, government shutdowns, the spread of infectious illness

such as the outbreak of COVID-19, public health crises, war, terrorism, social unrest, recessions, natural disasters or similar events.

Repurchase Agreement Risk. If the seller of a repurchase agreement defaults or is otherwise unable to fulfill its obligations, the Fund may incur losses as a result of selling the underlying securities, enforcing its rights, or a decline in the value of collateral.

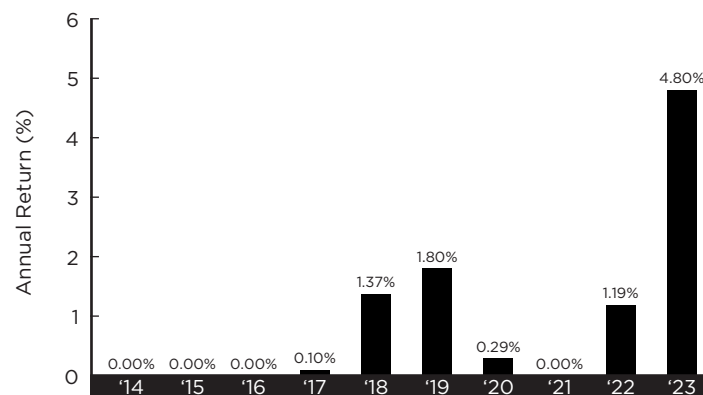
Performance

The following bar chart and table provide an indication of the risks of investing in the Fund. The bar chart shows changes in the Fund's performance from year to year for Class A shares. The table shows the Fund's average annual returns for one-, five- and ten-year periods. The bar chart and table include the effects of Fund expenses and assume that you sold your shares at the end of the period. On February 1, 2016, the Fund changed its investment strategies from those of a prime money market fund to those of a government money market fund. Call 800-847-4836 or visit thriventfunds.com for performance results current to the most recent month-end. After-tax returns are only shown for Class A shares, and after-tax returns for Class S shares will vary.

How the Fund has performed in the past (before and after taxes) is not necessarily an indication of how it will perform in the future. Performance information provides some indication of the risks of investing in the Fund by showing changes in the Fund's performance over time.

Year-by-Year Total Return

Class A Shares



Best Quarter:	Q4 2023	+1.27%
Worst Quarter:	Q2 2022	+0.00% ¹

¹ The Fund's performance was also 0.00% for Q1 '14 through Q4 '16 and Q3 '20 through Q2 '22.

Average Annual Total Returns
(Periods Ending December 31, 2023)

	1 Year	5 Years	10 Years
Class A (before taxes)	4.80%	1.60%	0.94%
Class A (after taxes on distributions)	2.82%	0.95%	0.56%
Class A (after taxes on distributions and redemptions)	2.82%	0.95%	0.56%
Class S (before taxes)	4.81%	1.64%	1.01%

The 7-day yield for Class A shares for the period ended December 31, 2023 was 5.06%. You may call 800-847-4836 to obtain the Fund's current yield information.

Management

Investment Adviser

The Fund is managed by Thrivent Asset Management, LLC ("Thrivent Asset Mgt." or the "Adviser").

Portfolio Manager

The following individual is primarily responsible for the day-to-day management of the Fund:

Name and Title	Portfolio Manager of the Fund Since
William D. Stouten Senior Portfolio Manager	December 2003

Purchase and Sale of Fund Shares

You may purchase, redeem or exchange shares of the Fund through certain broker-dealers. You also may purchase Class S shares of the Fund directly from the Fund online at thriventfunds.com.

The minimum initial investment requirement for this Fund is \$2,000 and the minimum subsequent investment requirement is \$50 for taxable accounts. For IRA or tax-deferred accounts, the minimum initial investment requirement for this Fund is \$1,000 and the minimum subsequent investment requirement is \$50. These investment requirements may be different, however, for investors investing in the Fund through an automatic investment plan or, for Class S shares, through certain fee-based investment advisory programs.

You may purchase or redeem Fund shares on days that the New York Stock Exchange is open. You may conduct such transactions by mail, telephone 800-847-4836, the Internet (thrivent.com or, for Class S shares, thriventfunds.com), the mobile app, by wire/ACH transfer or through an automatic investment plan (for purchases) or a systematic withdrawal plan (for redemptions), subject to certain limitations.

Tax Information

The Fund intends to make distributions that may be taxed as ordinary income or capital gains. Investing in the Fund through a retirement plan could have different tax consequences.

Payments to Broker-Dealers and Other Financial Intermediaries

If you purchase the Fund through a broker-dealer or other financial intermediary (such as an insurance company), the Fund and its related companies may pay the intermediary for the sale of Fund shares and related services. These payments may create a conflict of interest by influencing the broker-dealer or other intermediary and your financial professional to recommend the Fund over another investment. Ask your financial professional or visit your financial intermediary's website for more information.

Thrivent Multidimensional Income Fund

Class S: TMLDX

The Board of Trustees of Thrivent Mutual Funds has approved the merger of Thrivent Multidimensional Income Fund (the "Target Fund") into Thrivent Opportunity Income Plus Fund. The merger is subject to approval by shareholders of the Target Fund at a special meeting of shareholders to be held on or about June 27, 2024. The merger, if approved by shareholders, will occur on or about July 19, 2024. The Target Fund will be closed to new shareholder accounts after the close of business on May 3, 2024.

Investment Objective

Thrivent Multidimensional Income Fund (the "Fund") seeks a high level of current income and, secondarily, growth of capital. The Fund's investment objectives may be changed without shareholder approval.

Fees and Expenses

The table below describes the fees and expenses that you may pay if you buy, hold and/or sell shares of the Fund. You may pay other fees, such as brokerage commissions and other fees to financial intermediaries, which are not reflected in the tables and examples below.

Shareholder Fees

(fees paid directly from your investment)

	Class S
Maximum Sales Charge (load) Imposed On Purchases (as a % of offering price)	None
Maximum Deferred Sales Charge (load) (as a % of the net asset value)	None

Annual Fund Operating Expenses

(expenses that you pay each year as a percentage of the value of your investment)

	Class S
Management Fees	0.55%
Distribution and Shareholder Service (12b-1) Fees	None
Other Expenses	0.53%
Acquired Fund Fees and Expenses	0.19%
Total Annual Fund Operating Expenses	1.27%
Less Fee Waivers and/or Expense Reimbursements ¹	0.33%
Total Annual Fund Operating Expenses After Fee Waivers and/or Expense Reimbursements	0.94%

¹ The Adviser has contractually agreed, through at least February 28, 2025, to waive a portion of the management fees associated with the Class S shares of the Thrivent Multidimensional Income Fund in order to limit the Total Annual Fund Operating Expenses After Fee Waivers and/or Expense Reimbursements to an annual rate of 0.75% of the average daily net assets of the Class S shares. This contractual provision, however, may be terminated before the indicated termination date upon the mutual agreement between the Independent Trustees of the Fund and the Adviser.

Example

The example below is intended to help you compare the cost of investing in the Fund with the cost of investing in other mutual funds.

The example assumes that you invest \$10,000 in the Fund for the time periods indicated and then redeem all of your shares at the end of those periods. In addition, the example for the 1 Year period reflects the effect of the contractual fee waiver and/or expense reimbursement. The example also assumes that your investment has a 5% return each year, and that the Fund's operating expenses remain the same. Although your actual cost may be higher or lower, based on these assumptions your cost would be:

	1 Year	3 Years	5 Years	10 Years
Class S	\$96	\$370	\$665	\$1,505

Portfolio Turnover

The Fund pays transaction costs, such as commissions, when it buys and sells securities (or "turns over" its portfolio). A higher portfolio turnover rate may indicate higher transaction costs and may result in higher taxes when Fund shares are held in a taxable account. These costs, which are not reflected in annual fund operating expenses or in the example, affect the Fund's performance. During the most recent fiscal year, the Fund's portfolio turnover rate was 94% of the average value of its portfolio.

Principal Strategies

The Fund seeks to achieve its investment objectives by allocating assets across multiple income and growth producing asset classes and strategies. Debt securities in which the Fund invests include high yield, high risk bonds, notes, debentures and other debt obligations commonly known as "junk bonds." At the time of purchase, these high-yield securities are rated below BBB- by S&P, or Baa3 by Moody's, or unrated but considered to be of comparable quality by the Adviser. The Fund will also implement its investment strategy by investing in convertible bonds and U.S. dollar denominated emerging markets sovereign debt.

The Fund also plans to invest in income-producing equity securities such as preferred stock, shares of closed-end funds ("CEFs"), and exchange-traded funds ("ETFs"). CEFs and ETFs are investment companies that trade on a stock exchange and may trade at a premium or a discount to their net asset value. The Fund may also pursue its investment strategy by investing in other mutual funds, including funds managed by the Adviser or an affiliate and unaffiliated funds.

The Fund may invest in other securities such as investment-grade corporate bonds, asset-backed securities, and mortgage-backed securities. The Fund utilizes derivatives primarily in the form of U.S. Treasury futures contracts in order to manage the Fund's duration, or interest rate risk. The Fund may enter into derivatives contracts traded on exchanges or in the over the counter market.

The Adviser uses fundamental and other investment research techniques to determine what to buy and sell. Fundamental techniques assess a security's value based on an issuer's financial profile, management, and business prospects.

Principal Risks

The Fund is subject to the following principal investment risks, which you should review carefully and in entirety. The Fund may not achieve its investment objective and you could lose money by investing in the Fund.

Interest Rate Risk. Interest rate risk is the risk that prices of debt securities decline in value when interest rates rise for debt securities that pay a fixed rate of interest. Debt securities with longer durations (a measure of price sensitivity of a bond or bond fund to changes in interest rates) or maturities (i.e., the amount of time until a bond's issuer must pay its principal or face value) tend to be more sensitive to changes in interest rates than debt securities with shorter durations or maturities. Changes in general economic conditions, inflation, and monetary policies, such as certain types of interest rate changes by the Federal Reserve, could affect interest rates and the value of some securities. During periods of low interest rates or when inflation rates are high or rising, the Fund may be subject to a greater risk of rising interest rates.

Credit Risk. Credit risk is the risk that an issuer of a debt security to which the Fund is exposed may no longer be able or willing to pay its debt. As a result of such an event, the debt security may decline in price and affect the value of the Fund.

High Yield Risk. High yield securities – commonly known as “junk bonds” – to which the Fund is exposed are considered predominantly speculative with respect to the issuer's continuing ability to make principal and interest payments. If the issuer of the security is in default with respect to interest or principal payments, the value of the Fund may be negatively affected. High yield securities generally have a less liquid resale market.

Closed-End Fund (“CEF”) Risk. Investments in CEFs are subject to various risks, including reliance on management's ability to meet a CEF's investment objective and to manage a CEF's portfolio; fluctuation in the market value of a CEF's shares compared to the changes in the value of the underlying securities that the CEF owns (i.e., trading at a discount or premium to its net asset value); and that CEFs are permitted to invest in a greater amount of “illiquid” securities than typical mutual funds. The Fund is subject to a pro-rata share of the management fees and expenses of each CEF in addition to the Fund's management fees and expenses, resulting in Fund shareholders subject to higher expenses than if they invested directly in CEFs.

Conflicts of Interest Risk. An investment in the Fund is subject to a number of actual or potential conflicts of interest. For example, the Adviser or its affiliates may provide services to the Fund for which the Fund would compensate the Adviser and/or such affiliates. The Fund may invest in other pooled investment vehicles sponsored, managed, or otherwise affiliated with the Adviser, including other Funds. The Adviser may have an incentive (financial or otherwise) to enter into transactions or arrangements on behalf of the Fund with itself or its affiliates in circumstances where it might not have done so otherwise.

The Adviser or its affiliates manage other investment funds and/or accounts (including proprietary accounts) and have other clients

with investment objectives and strategies that are similar to, or overlap with, the investment objective and strategy of the Fund, creating conflicts of interest in investment and allocation decisions regarding the allocation of investments that could be appropriate for the Fund and other clients of the Adviser or their affiliates.

Convertible Securities Risk. Convertible securities are subject to the usual risks associated with debt securities, such as interest rate risk and credit risk. Convertible securities also react to changes in the value of the common stock into which they convert, and are thus subject to market risk. The Fund may also be forced to convert a convertible security at an inopportune time, which may decrease the Fund's return.

Derivatives Risk. The use of derivatives (such as futures) involves additional risks and transaction costs which could leave the Fund in a worse position than if it had not used these instruments. The Fund utilizes futures on U.S. Treasuries in order to manage duration. The use of derivatives can lead to losses because of adverse movements in the price or value of the underlying asset, index or rate, which may be magnified by certain features of the contract. Changes in the value of the derivative may not correlate as intended with the underlying asset, rate or index, and the Fund could lose much more than the original amount invested. Derivatives can be highly volatile, illiquid and difficult to value. Certain derivatives may also be subject to counterparty risk, which is the risk that the other party in the transaction will not fulfill its contractual obligations due to its financial condition, market events, or other reasons.

Emerging Markets Risk. The risks and volatility of investing in foreign securities is increased in connection with investments in emerging markets. The economic, political and market structures of developing countries in emerging markets, in most cases, are not as strong as the structures in the U.S. or other developed countries in terms of wealth, stability, liquidity and transparency. A Fund may not achieve its investment objective and portfolio performance will likely be negatively affected by portfolio exposure to countries and corporations domiciled in, or with revenue exposures to, countries in the midst of, among other things, hyperinflation, currency devaluation, trade disagreements, sudden political upheaval or interventionist government policies, and the risks of such events are heightened within emerging market countries. Fund performance may also be negatively affected by portfolio exposure to countries and corporations domiciled in, or with revenue exposures to, countries with less developed or unreliable legal, tax, regulatory, accounting, recordkeeping and corporate governance systems and standards. In particular, there may be less publicly available and transparent information about issuers in emerging markets than would be available about issuers in more developed capital markets because such issuers may not be subject to accounting, auditing and financial reporting standards and requirements comparable to those to which U.S. companies are subject. Emerging markets may also have differing legal systems, many of which provide fewer security holder rights and practical remedies to pursue claims than are available for securities of companies in the U.S. or other developed countries, including class actions or fraud claims. Significant buying or selling actions by a few major investors may also heighten the volatility of emerging market securities.

ETF Risk. An ETF is subject to the risks of the underlying investments that it holds. In addition, for index-based ETFs, the

performance of an ETF may diverge from the performance of such index (commonly known as tracking error). ETFs are subject to fees and expenses (like management fees and operating expenses) that do not apply to an index, and the Fund will indirectly bear its proportionate share of any such fees and expenses paid by the ETFs in which it invests. Because ETFs trade on an exchange, there is a risk that an ETF will trade at a discount to net asset value or that investors will fail to bring the trading price in line with the underlying shares (known as the arbitrage mechanism). There is the possibility that an ETF may experience a lack of liquidity that can result in greater volatility than its underlying securities.

Foreign Securities Risk. Foreign securities generally carry more risk and are more volatile than their domestic counterparts, in part because of potential for higher political and economic risks, lack of reliable information and fluctuations in currency exchange rates where investments are denominated in currencies other than the U.S. dollar. Certain events in foreign markets may adversely affect foreign and domestic issuers, including interruptions in the global supply chain, market closures, war, terrorism, natural disasters and outbreak of infectious diseases. The Fund's investment in any country could be subject to governmental actions such as capital or currency controls, nationalizing a company or industry, expropriating assets, or imposing punitive taxes that would have an adverse effect on security prices, and impair the Fund's ability to repatriate capital or income. Foreign securities may also be more difficult to resell than comparable U.S. securities because the markets for foreign securities are often less liquid. Even when a foreign security increases in price in its local currency, the appreciation may be diluted by adverse changes in exchange rates when the security's value is converted to U.S. dollars. Foreign withholding taxes also may apply and errors and delays may occur in the settlement process for foreign securities.

Government Securities Risk. The Fund invests in securities issued or guaranteed by the U.S. government or its agencies and instrumentalities (such as Federal Home Loan Bank, Ginnie Mae, Fannie Mae or Freddie Mac securities). Securities issued or guaranteed by Federal Home Loan Banks, Ginnie Mae, Fannie Mae or Freddie Mac are not issued directly by the U.S. government. Ginnie Mae is a wholly owned U.S. corporation that is authorized to guarantee, with the full faith and credit of the U.S. government, the timely payment of principal and interest of its securities. By contrast, securities issued or guaranteed by U.S. government-related organizations such as Federal Home Loan Banks, Fannie Mae and Freddie Mac are not backed by the full faith and credit of the U.S. government. No assurance can be given that the U.S. government would provide financial support to its agencies and instrumentalities if not required to do so by law. In addition, the value of U.S. government securities may be affected by changes in the credit rating of the U.S. government, which may be negatively impacted by rising levels of indebtedness. It is possible that issuers of U.S. government securities will not have the funds to meet their payment obligations in the future.

Investment Adviser Risk. The Fund is actively managed and the success of its investment strategy depends significantly on the skills of the Adviser in assessing the potential of the investments in which the Fund invests. The assessment of potential Fund investments may prove incorrect, resulting in losses or poor performance, even in rising markets. There is also

no guarantee that the Adviser will be able to effectively implement the Fund's investment objective.

Issuer Risk. Issuer risk is the possibility that factors specific to an issuer to which the Fund is exposed will affect the market prices of the issuer's securities and therefore the value of the Fund.

Liquidity Risk. Liquidity is the ability to sell a security relatively quickly for a price that most closely reflects the actual value of the security. To the extent that dealers do not maintain inventories of bonds that keep pace with the growth of the bond markets over time, relatively low levels of dealer inventories could lead to decreased liquidity and increased volatility in the fixed income markets, particularly during periods of economic or market stress. As a result of this decreased liquidity, the Fund may have to accept a lower price to sell a security, sell other securities to raise cash, or give up an investment opportunity, any of which could have a negative effect on performance.

Market Risk. Over time, securities markets generally tend to move in cycles with periods when security prices rise and periods when security prices decline. The value of the Fund's investments may move with these cycles and, in some instances, increase or decrease more than the applicable market(s) as measured by the Fund's benchmark index(es). The securities markets may also decline because of factors that affect a particular industry or market sector, or due to impacts from domestic or global events, including regulatory events, economic downturn, government shutdowns, the spread of infectious illness such as the outbreak of COVID-19, public health crises, war, terrorism, social unrest, recessions, natural disasters or similar events.

Mortgage-Backed and Other Asset-Backed Securities Risk.

The value of mortgage-backed and asset-backed securities are influenced by the factors affecting the housing market and the assets underlying such securities. As a result, during periods of declining asset value, difficult or frozen credit markets, swings in interest rates, or deteriorating economic conditions, mortgage-related and asset-backed securities may decline in value, face valuation difficulties, become more volatile and/or become illiquid. In addition, both mortgage-backed and asset-backed securities are sensitive to changes in the repayment patterns of the underlying security. If the principal payment on the underlying asset is repaid faster or slower than the holder of the asset-backed or mortgage-backed security anticipates, the price of the security may fall, particularly if the holder must reinvest the repaid principal at lower rates or must continue to hold the security when interest rates rise. This effect may cause the value of the Fund to decline and reduce the overall return of the Fund. Mortgage-backed securities are also subject to extension risk, which is the risk that when interest rates rise, certain mortgage-backed securities are paid in full by the issuer more slowly than anticipated. This can cause the market value of the security to fall because the market may view its interest rate as low for a longer-term investment.

Other Funds Risk. Because the Fund invests in other funds, the performance of the Fund is dependent, in part, upon the performance of other funds in which the Fund may invest. As a result, the Fund is subject to the same risks as those faced by the other funds. In addition, other funds may be subject to additional fees and expenses that are borne by the Fund.

Preferred Securities Risk. There are certain additional risks associated with investing in preferred securities, including, but not limited to, preferred securities may include provisions that permit the issuer, at its discretion, to defer or omit distributions for a stated period without any adverse consequences to the issuer; preferred securities are generally subordinated to bonds and other debt instruments in a company's capital structure in terms of having priority to corporate income and liquidation payments, and therefore are subject to greater credit risk than more senior debt instruments; preferred securities may be substantially less liquid than many other securities, such as common stocks or U.S. Government securities; generally, traditional preferred securities offer no voting rights with respect to the issuing company unless preferred dividends have been in arrears for a specified number of periods, at which time the preferred security holders may elect a number of directors to the issuer's board; and in certain varying circumstances, an issuer of preferred securities may redeem the securities prior to a specified date.

Sovereign Debt Risk. Sovereign debt securities are issued or guaranteed by foreign governmental entities. These investments are subject to the risk that a governmental entity may delay or refuse to pay interest or repay principal on its sovereign debt, due, for example, to cash flow problems, insufficient foreign currency reserves, political considerations, the relative size of the governmental entity's debt position in relation to the economy or the failure to put in place economic reforms required by the International Monetary Fund or other multilateral agencies. If a governmental entity defaults, it may ask for more time in which to pay or for further loans. There is no legal process for collecting sovereign debts that a government does not pay nor are there bankruptcy proceedings through which all or part of the sovereign debt that a governmental entity has not repaid may be collected.

Performance

The following bar chart and table provide an indication of the risks of investing in the Fund. The bar chart shows changes in the Fund's performance from year to year for Class S shares. The table shows how the Fund's average annual returns for the one- and five-year periods and since inception compared to broad-based securities market indices. The index descriptions appear in the "Index Descriptions" section of the prospectus. Call 800-847-4836 or visit thriventfunds.com for performance results current to the most recent month-end.

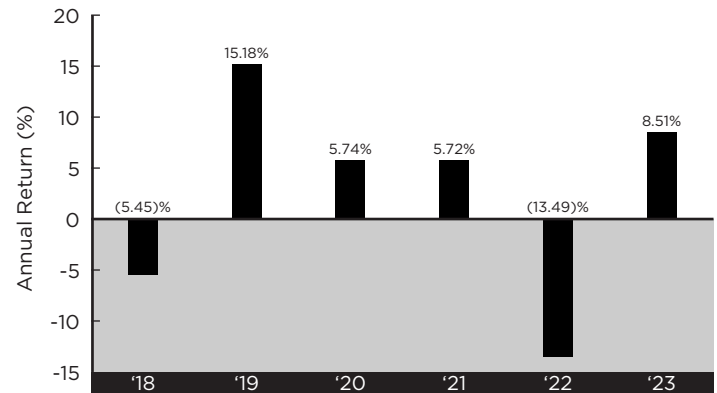
The bar chart and the table include the effects of Fund expenses and assume that you sold your shares at the end of the period. The after-tax returns are calculated using the historical highest individual federal marginal income tax rates and do not reflect the impact of state and local taxes. Actual after-tax returns depend on an investor's tax situation and may differ from those shown, and after-tax returns are not relevant to investors who hold their Fund shares through tax-deferred arrangements such as individual retirement accounts. Returns after taxes on distributions and redemptions may be higher than before tax returns and/or after taxes on distributions shown because they reflect the tax benefit of capital losses realized in the redemption of Fund shares.

How the Fund has performed in the past (before and after taxes) is not necessarily an indication of how it will perform in the future. Performance information provides some indication of the risks of

investing in the Fund by showing changes in the Fund's performance over time.

Year-by-Year Total Return

Class S Shares



Best Quarter:	Q2 2020	+9.99%
Worst Quarter:	Q1 2020	(14.78)%

Average Annual Total Returns (Periods Ending December 31, 2023)

	1 Year	5 Years	Since Inception 2/28/2017
Class S (before taxes)	8.51%	3.86%	2.69%
Class S (after taxes on distributions)	6.57%	2.15%	0.98%
Class S (after taxes on distributions and redemptions)	5.09%	2.33%	1.40%
Bloomberg U.S. Corporate High Yield Bond Index (reflects no deduction for fees, expenses or taxes)	13.45%	5.37%	4.24%
Bloomberg Emerging Markets USD Sovereign Index (reflects no deduction for fees, expenses or taxes)	10.96%	1.30%	1.15%
S&P U.S. Preferred Stock Total Return Index (reflects no deduction for fees, expenses or taxes)	12.02%	4.23%	3.06%

Management

Investment Adviser

The Fund is managed by Thrivent Asset Management, LLC ("Thrivent Asset Mgt." or the "Adviser").

Portfolio Managers

The following individuals are jointly and primarily responsible for the day-to-day management of the Fund:

Name and Title	Portfolio Manager of the Fund Since
Stephen D. Lowe, CFA Chief Investment Strategist	February 2018
Kent L. White, CFA Vice President, Fixed Income Mutual Funds	July 2019
Theron G. Whitehorn, CFA Director of Fixed Income Quantitative Research	February 2021

Purchase and Sale of Fund Shares

You may purchase, redeem or exchange shares of the Fund directly from the Fund or through certain broker-dealers.

The minimum initial investment requirement for this Fund is \$2,000 and the minimum subsequent investment requirement is \$50 for taxable accounts. For IRA or tax-deferred accounts, the minimum initial investment requirement for this Fund is \$1,000 and the minimum subsequent investment requirement is \$50. These investment requirements may be different, however, for investors investing in the Fund through an automatic investment plan or through certain fee-based investment advisory programs.

You may purchase or redeem Fund shares on days that the New York Stock Exchange is open. You may conduct such transactions by mail, telephone 800-847-4836, the Internet (thrivent.com or thriventfunds.com), the mobile app, by wire/ACH transfer or through an automatic investment plan (for purchases) or a systematic withdrawal plan (for redemptions), subject to certain limitations.

Tax Information

The Fund intends to make distributions that may be taxed as ordinary income or capital gains. Investing in the Fund through a retirement plan could have different tax consequences.

Payments to Broker-Dealers and Other Financial Intermediaries

If you purchase the Fund through a broker-dealer or other financial intermediary (such as an insurance company), the Fund and its related companies may pay the intermediary for the sale of Fund shares and related services. These payments may create a conflict of interest by influencing the broker-dealer or other intermediary and your financial professional to recommend the Fund over another investment. Ask your financial professional or visit your financial intermediary's website for more information.

Thrivent Municipal Bond Fund

Class S: TMBIX | Class A: AAMBX

Investment Objective

Thrivent Municipal Bond Fund (the "Fund") seeks a high level of current income exempt from federal income taxes, consistent with capital preservation.

Fees and Expenses

The table below describes the fees and expenses that you may pay if you buy, hold and/or sell shares of the Fund. You may pay other fees, such as brokerage commissions and other fees to financial intermediaries, which are not reflected in the tables and examples below. For Class A shares, you may qualify for sales charge discounts if you and your family invest, or agree to invest in the future, at least \$50,000 in Class A shares of a fund or funds of Thrivent Mutual Funds. More information about these and other Class A sales charge discounts is available from your financial professional and in the "Class A Sales Charges" and "Ways to Eliminate or Reduce the Initial Class A Sales Charges" sections of the Fund's prospectus and the "Sales Charges" section under the heading "Purchase, Redemption and Pricing of Shares" of the Fund's Statement of Additional Information.

Shareholder Fees

(fees paid directly from your investment)

	Class S	Class A
Maximum Sales Charge (load) Imposed On Purchases (as a % of offering price)	None	4.50%
Maximum Deferred Sales Charge (load) (as a % of the net asset value)	None	None

Annual Fund Operating Expenses

(expenses that you pay each year as a percentage of the value of your investment)

	Class S	Class A
Management Fees	0.41%	0.41%
Distribution and Shareholder Service (12b-1) Fees	None	0.25%
Other Expenses	0.15%	0.10%
Total Annual Fund Operating Expenses	0.56%	0.76%
Less Fee Waivers and/or Expense Reimbursements ¹	0.05%	None
Total Annual Fund Operating Expenses After Fee Waivers and/or Expense Reimbursements	0.51%	0.76%

¹ The Adviser has contractually agreed, through at least February 28, 2025, to waive a portion of the management fees associated with the Class S shares of the Thrivent Municipal Bond Fund in order to limit the Total Annual Fund Operating Expenses After Fee Waivers and/or Expense Reimbursements to an annual rate of 0.51% of the average daily net assets of the Class S shares. This contractual provision, however, may be terminated before the indicated termination date upon the mutual agreement between the Independent Trustees of the Fund and the Adviser.

Example

The example below is intended to help you compare the cost of investing in the Fund with the cost of investing in other mutual funds.

The example assumes that you invest \$10,000 in the Fund for the time periods indicated and then redeem all of your shares at the end of those periods. For Class A shares, the example includes the initial sales charge. In addition, the example for the 1 Year period for Class S shares reflects the effect of the contractual fee waiver and/or expense reimbursement. The example also assumes that your investment has a 5% return each year, and that the Fund's operating expenses remain the same. Although your actual cost may be higher or lower, based on these assumptions your cost would be:

	1 Year	3 Years	5 Years	10 Years
Class S	\$52	\$174	\$308	\$697
Class A	\$524	\$682	\$853	\$1,350

Portfolio Turnover

The Fund pays transaction costs, such as commissions, when it buys and sells securities (or "turns over" its portfolio). A higher portfolio turnover rate may indicate higher transaction costs and may result in higher taxes when Fund shares are held in a taxable account. These costs, which are not reflected in annual fund operating expenses or in the example, affect the Fund's performance. During the most recent fiscal year, the Fund's portfolio turnover rate was 37% of the average value of its portfolio.

Principal Strategies

Under normal market conditions, the Fund invests at least 80% of its net assets (plus the amount of any borrowing for investment purposes) in municipal bonds, the income of which is exempt from federal income taxation. The Fund may count securities that generate income subject to the alternative minimum tax toward the 80% investment requirement.

The Fund's Adviser uses fundamental and other investment research techniques to determine what municipal bonds to buy and sell. Fundamental techniques assess a security's value based on an issuer's financial profile, management, and business prospects. At the time of purchase, the Adviser generally buys investment-grade municipal bonds or unrated bonds it determines to be of comparable quality. The Fund may also invest in debt securities that, at the time of purchase, are rated within or below the "BBB" major rating category by S&P or Fitch, or the "Baa" major rating category by Moody's, or are unrated but considered to be of comparable quality by the Adviser. The Fund uses an interest rate management technique that includes the purchase and sale of U.S. Treasury futures contracts for the purpose of managing the duration, or interest rate risk, of the Fund.

Principal Risks

The Fund is subject to the following principal investment risks, which you should review carefully and in entirety. The Fund may not achieve its investment objective and you could lose money by investing in the Fund.

Municipal Bond Risk. The Fund's performance may be affected by political and economic conditions at the state, regional or federal level. These may include budgetary problems, decline in the tax base and other factors that may cause rating agencies to downgrade the credit ratings on certain issues. Bonds may also exhibit price fluctuations due to changes in interest rate or bond yield levels. Some municipal bonds may be repaid prior to maturity if interest rates decrease. As a result, the value of the Fund's shares may fluctuate significantly in the short term.

Interest Rate Risk. Interest rate risk is the risk that prices of debt securities decline in value when interest rates rise for debt securities that pay a fixed rate of interest. Debt securities with longer durations (a measure of price sensitivity of a bond or bond fund to changes in interest rates) or maturities (i.e., the amount of time until a bond's issuer must pay its principal or face value) tend to be more sensitive to changes in interest rates than debt securities with shorter durations or maturities. Changes in general economic conditions, inflation, and monetary policies, such as certain types of interest rate changes by the Federal Reserve, could affect interest rates and the value of some securities. During periods of low interest rates or when inflation rates are high or rising, the Fund may be subject to a greater risk of rising interest rates.

Tax Risk. Changes in federal income tax laws or rates may affect both the net asset value of the Fund and the taxable equivalent interest generated from securities in the Fund. Since the Fund may invest in municipal securities subject to the federal alternative minimum tax without limitation, the Fund may not be suitable for investors who already are or could be subject to the federal alternative minimum tax.

Credit Risk. Credit risk is the risk that an issuer of a debt security to which the Fund is exposed may no longer be able or willing to pay its debt. As a result of such an event, the debt security may decline in price and affect the value of the Fund.

Futures Contract Risk. The value of a futures contract tends to increase and decrease in tandem with the value of the underlying instrument. The price of futures can be highly volatile; using them could lower total return, and the potential loss from futures can exceed the Fund's initial investment in such contracts. In addition, the value of the futures contract may not accurately track the value of the underlying instrument.

High Yield Risk. High yield securities – commonly known as “junk bonds” – to which the Fund is exposed are considered predominantly speculative with respect to the issuer's continuing ability to make principal and interest payments. If the issuer of the security is in default with respect to interest or principal payments, the value of the Fund may be negatively affected. High yield securities generally have a less liquid resale market.

Investment Adviser Risk. The Fund is actively managed and the success of its investment strategy depends significantly on the skills of the Adviser in assessing the potential of the investments in which the Fund invests. The assessment of potential Fund investments may prove incorrect, resulting in losses or poor performance, even in rising markets. There is also no guarantee that the Adviser will be able to effectively implement the Fund's investment objective.

Liquidity Risk. Liquidity is the ability to sell a security relatively quickly for a price that most closely reflects the actual value of the security. Brokers and dealers have decreased their inventories of municipal bonds in recent years. This could limit the Adviser's ability to buy or sell these bonds and increase price volatility and trading costs, particularly during periods of economic or market stress. In addition, recent federal banking regulations may cause certain dealers to reduce their inventories of municipal bonds, which may further decrease the Adviser's ability to buy or sell bonds. As a result, the Adviser may be forced to accept a lower price to sell a security, to sell other securities to raise cash, or to give up an investment opportunity, any of which could have a negative effect on performance.

Market Risk. Over time, securities markets generally tend to move in cycles with periods when security prices rise and periods when security prices decline. The value of the Fund's investments may move with these cycles and, in some instances, increase or decrease more than the applicable market(s) as measured by the Fund's benchmark index(es). The securities markets may also decline because of factors that affect a particular industry or market sector, or due to impacts from domestic or global events, including regulatory events, economic downturn, government shutdowns, the spread of infectious illness such as the outbreak of COVID-19, public health crises, war, terrorism, social unrest, recessions, natural disasters or similar events.

Redemption Risk. The Fund may need to sell portfolio securities to meet redemption requests. The Fund could experience a loss when selling portfolio securities to meet redemption requests if there is (i) significant redemption activity by shareholders, including, for example, when a single investor or few large investors make a significant redemption of Fund shares, (ii) a disruption in the normal operation of the markets in which the Fund buys and sells portfolio securities or (iii) the inability of the Fund to sell portfolio securities because such securities are illiquid. In such events, the Fund could be forced to sell portfolio securities at unfavorable prices in an effort to generate sufficient cash to pay redeeming shareholders.

Performance

The following bar chart and table provide an indication of the risks of investing in the Fund. The bar chart shows changes in the Fund's performance from year to year for Class A shares. The table shows how the Fund's average annual returns for one-, five- and ten-year periods compared to a broad-based securities market index. The index description appears in the “Index Descriptions” section of the prospectus. Call 800-847-4836 or visit thriventfunds.com for performance results current to the most recent month-end.

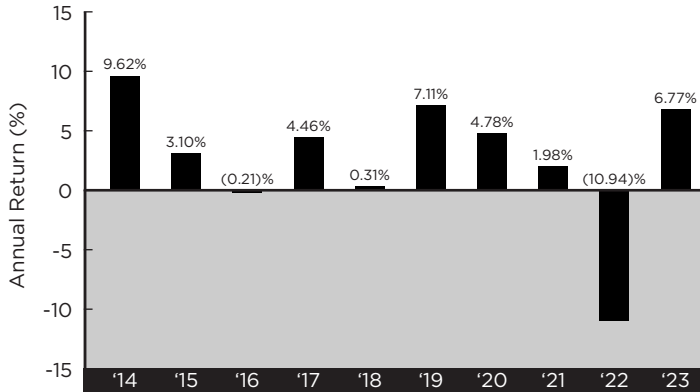
The bar chart includes the effects of Fund expenses, but not sales charges. If sales charges were included, returns would be lower than those shown. The table includes the effects of Fund expenses and maximum sales charges and assumes that you sold your shares at the end of the period. The after-tax returns are calculated using the historical highest individual federal marginal income tax rates and do not reflect the impact of state and local taxes. Actual after-tax returns depend on an investor's tax situation and may differ from those shown, and after-tax returns are not relevant to investors who hold their Fund shares through tax-deferred arrangements such as individual retirement accounts. After-tax returns are only shown for Class A shares, and after-tax returns for Class S shares will vary. Returns after taxes on distributions and redemptions may be higher than before tax returns and/or after taxes on distributions shown because they

reflect the tax benefit of capital losses realized in the redemption of Fund shares.

How the Fund has performed in the past (before and after taxes) is not necessarily an indication of how it will perform in the future. Performance information provides some indication of the risks of investing in the Fund by showing changes in the Fund's performance over time.

Year-by-Year Total Return

Class A Shares



Best Quarter:	Q4 2023	+8.71%
Worst Quarter:	Q1 2022	(6.39)%

Average Annual Total Returns (Periods Ending December 31, 2023)

	1 Year	5 Years	10 Years
Class A (before taxes)	1.98%	0.77%	2.08%
Class A (after taxes on distributions)	1.98%	0.77%	2.07%
Class A (after taxes on distributions and redemptions)	2.44%	1.27%	2.33%
Class S (before taxes)	7.13%	1.92%	2.78%
Bloomberg Municipal Bond Index (reflects no deduction for fees, expenses or taxes)	6.40%	2.25%	3.03%

Management

Investment Adviser

The Fund is managed by Thrivent Asset Management, LLC ("Thrivent Asset Mgt." or the "Adviser").

Portfolio Managers

The following individuals are jointly and primarily responsible for the day-to-day management of the Fund:

Name and Title	Portfolio Manager of the Fund Since
Johan Å. Åkesson, CFA Senior Portfolio Manager	May 2022
Stephanie L. Woeppel Senior Portfolio Manager	February 2023

Purchase and Sale of Fund Shares

You may purchase, redeem or exchange shares of the Fund through certain broker-dealers. You also may purchase Class S shares of the Fund directly from the Fund online at thriventfunds.com.

The minimum initial investment requirement for this Fund is \$2,000 and the minimum subsequent investment requirement is \$50 for taxable accounts. For IRA or tax-deferred accounts, the minimum initial investment requirement for this Fund is \$1,000 and the minimum subsequent investment requirement is \$50. These investment requirements may be different, however, for investors investing in the Fund through an automatic investment plan or, for Class S shares, through certain fee-based investment advisory programs.

You may purchase or redeem Fund shares on days that the New York Stock Exchange is open. You may conduct such transactions by mail, telephone 800-847-4836, the Internet (thrivent.com or, for Class S shares, thriventfunds.com), the mobile app, by wire/ACH transfer or through an automatic investment plan (for purchases) or a systematic withdrawal plan (for redemptions), subject to certain limitations.

Tax Information

The Fund generally intends to distribute tax-exempt income, although it may also make distributions that are taxed as ordinary income or capital gains. Investing in the Fund through a retirement plan could have different tax consequences.

Payments to Broker-Dealers and Other Financial Intermediaries

If you purchase the Fund through a broker-dealer or other financial intermediary (such as an insurance company), the Fund and its related companies may pay the intermediary for the sale of Fund shares and related services. These payments may create a conflict of interest by influencing the broker-dealer or other intermediary and your financial professional to recommend the Fund over another investment. Ask your financial professional or visit your financial intermediary's website for more information.

Thrivent Opportunity Income Plus Fund

Class S: IINX | Class A: AAINX

Investment Objective

Thrivent Opportunity Income Plus Fund (the "Fund") seeks a high level of current income, consistent with capital preservation.

Fees and Expenses

The table below describes the fees and expenses that you may pay if you buy, hold and/or sell shares of the Fund. You may pay other fees, such as brokerage commissions and other fees to financial intermediaries, which are not reflected in the tables and examples below. For Class A shares, you may qualify for sales charge discounts if you and your family invest, or agree to invest in the future, at least \$50,000 in Class A shares of a fund or funds of Thrivent Mutual Funds. More information about these and other Class A sales charge discounts is available from your financial professional and in the "Class A Sales Charges" and "Ways to Eliminate or Reduce the Initial Class A Sales Charges" sections of the Fund's prospectus and the "Sales Charges" section under the heading "Purchase, Redemption and Pricing of Shares" of the Fund's Statement of Additional Information.

Shareholder Fees

(fees paid directly from your investment)

	Class S	Class A
Maximum Sales Charge (load) Imposed On Purchases (as a % of offering price)	None	4.50%
Maximum Deferred Sales Charge (load) (as a % of the net asset value)	None	None

Annual Fund Operating Expenses

(expenses that you pay each year as a percentage of the value of your investment)

	Class S	Class A
Management Fees	0.44%	0.44%
Distribution and Shareholder Service (12b-1) Fees	None	0.25%
Other Expenses	0.20%	0.21%
Acquired Fund Fees and Expenses	0.03%	0.03%
Total Annual Fund Operating Expenses	0.67%	0.93%

Example

The example below is intended to help you compare the cost of investing in the Fund with the cost of investing in other mutual funds.

The example assumes that you invest \$10,000 in the Fund for the time periods indicated and then redeem all of your shares at the end of those periods. For Class A shares, the example includes the initial sales charge. The example also assumes that your investment has a 5% return each year, and that the Fund's operating expenses remain the same. Although your actual cost may be higher or lower, based on these assumptions your cost would be:

	1 Year	3 Years	5 Years	10 Years
Class S	\$68	\$214	\$373	\$835
Class A	\$541	\$733	\$942	\$1,542

Portfolio Turnover

The Fund pays transaction costs, such as commissions, when it buys and sells securities (or "turns over" its portfolio). A higher portfolio turnover rate may indicate higher transaction costs and may result in higher taxes when Fund shares are held in a taxable account. These costs, which are not reflected in annual fund operating expenses or in the example, affect the Fund's performance. During the most recent fiscal year, the Fund's portfolio turnover rate was 81% of the average value of its portfolio.

Principal Strategies

Under normal circumstances, the Fund primarily invests in a broad range of debt securities.

The debt securities in which the Fund invests may be of any maturity or credit quality, including high yield, high risk bonds, notes, debentures and other debt obligations commonly known as "junk bonds." At the time of purchase, these high-yield securities are rated below BBB- by S&P, or Baa3 by Moody's, or unrated but considered to be of comparable quality by the Adviser. The Fund may also invest in investment-grade corporate bonds, asset-backed securities, mortgage-backed securities (including commercially backed ones), sovereign and emerging market debt (both U.S. dollar and non-U.S. dollar denominated), preferred stock, and other types of securities.

The Fund utilizes derivatives primarily in the form of U.S. Treasury futures contracts in order to manage the Fund's duration, or interest rate risk. The Fund may enter into derivatives contracts traded on exchanges or in the over the counter market.

The Fund may invest in foreign securities, including those of issuers in emerging markets. An "emerging market" country is any country determined by the Adviser to have an emerging market economy, considering factors such as the country's credit rating, its political and economic stability and the development of its financial and capital markets.

The Fund may also pursue its investment strategy by investing in other mutual funds managed by the Adviser or an affiliate.

The Adviser uses fundamental and other investment research techniques to determine what to buy and sell. Fundamental techniques assess a security's value based on an issuer's financial profile, management, and business prospects.

Principal Risks

The Fund is subject to the following principal investment risks, which you should review carefully and in entirety. The Fund may not achieve its investment objective and you could lose money by investing in the Fund.

Interest Rate Risk. Interest rate risk is the risk that prices of debt securities decline in value when interest rates rise for debt securities that pay a fixed rate of interest. Debt securities with longer durations (a measure of price sensitivity of a bond or bond fund to changes in interest rates) or maturities (i.e., the amount of time until a bond's issuer must pay its principal or face value) tend to be more sensitive to changes in interest rates than debt securities with shorter durations or maturities. Changes in general economic conditions, inflation, and monetary policies, such as certain types of interest rate changes by the Federal Reserve, could affect interest rates and the value of some securities. During periods of low interest rates or when inflation rates are high or rising, the Fund may be subject to a greater risk of rising interest rates.

Credit Risk. Credit risk is the risk that an issuer of a debt security to which the Fund is exposed may no longer be able or willing to pay its debt. As a result of such an event, the debt security may decline in price and affect the value of the Fund.

Mortgage-Backed and Other Asset-Backed Securities Risk. The value of mortgage-backed and asset-backed securities are influenced by the factors affecting the housing market and the assets underlying such securities. As a result, during periods of declining asset value, difficult or frozen credit markets, swings in interest rates, or deteriorating economic conditions, mortgage-related and asset-backed securities may decline in value, face valuation difficulties, become more volatile and/or become illiquid. In addition, both mortgage-backed and asset-backed securities are sensitive to changes in the repayment patterns of the underlying security. If the principal payment on the underlying asset is repaid faster or slower than the holder of the asset-backed or mortgage-backed security anticipates, the price of the security may fall, particularly if the holder must reinvest the repaid principal at lower rates or must continue to hold the security when interest rates rise. This effect may cause the value of the Fund to decline and reduce the overall return of the Fund. Mortgage-backed securities are also subject to extension risk, which is the risk that when interest rates rise, certain mortgage-backed securities are paid in full by the issuer more slowly than anticipated. This can cause the market value of the security to fall because the market may view its interest rate as low for a longer-term investment.

Allocation Risk. The Fund's investment performance depends upon how its assets are allocated across broad asset categories and applicable sub-classes within such categories. Some broad asset categories and sub-classes may perform below expectations or the securities markets generally over short and extended periods. Therefore, a principal risk of investing in the Fund is that the allocation strategies used and the allocation decisions made will not produce the desired results.

Conflicts of Interest Risk. An investment in the Fund is subject to a number of actual or potential conflicts of interest. For example, the Adviser or its affiliates may provide services to the Fund for which the Fund would compensate the Adviser and/or such affiliates. The Fund may invest in other pooled investment vehicles sponsored, managed, or otherwise affiliated with the Adviser, including other Funds. The Adviser may have an incentive (financial or otherwise) to enter into transactions or arrangements on behalf of the Fund with itself or its affiliates in circumstances where it might not have done so otherwise.

The Adviser or its affiliates manage other investment funds and/or accounts (including proprietary accounts) and have other clients

with investment objectives and strategies that are similar to, or overlap with, the investment objective and strategy of the Fund, creating conflicts of interest in investment and allocation decisions regarding the allocation of investments that could be appropriate for the Fund and other clients of the Adviser or their affiliates.

Derivatives Risk. The use of derivatives (such as futures) involves additional risks and transaction costs which could leave the Fund in a worse position than if it had not used these instruments. The Fund utilizes futures on U.S. Treasuries in order to manage duration. The use of derivatives can lead to losses because of adverse movements in the price or value of the underlying asset, index or rate, which may be magnified by certain features of the contract. Changes in the value of the derivative may not correlate as intended with the underlying asset, rate or index, and the Fund could lose much more than the original amount invested. Derivatives can be highly volatile, illiquid and difficult to value. Certain derivatives may also be subject to counterparty risk, which is the risk that the other party in the transaction will not fulfill its contractual obligations due to its financial condition, market events, or other reasons.

Emerging Markets Risk. The risks and volatility of investing in foreign securities is increased in connection with investments in emerging markets. The economic, political and market structures of developing countries in emerging markets, in most cases, are not as strong as the structures in the U.S. or other developed countries in terms of wealth, stability, liquidity and transparency. A Fund may not achieve its investment objective and portfolio performance will likely be negatively affected by portfolio exposure to countries and corporations domiciled in, or with revenue exposures to, countries in the midst of, among other things, hyperinflation, currency devaluation, trade disagreements, sudden political upheaval or interventionist government policies, and the risks of such events are heightened within emerging market countries. Fund performance may also be negatively affected by portfolio exposure to countries and corporations domiciled in, or with revenue exposures to, countries with less developed or unreliable legal, tax, regulatory, accounting, recordkeeping and corporate governance systems and standards. In particular, there may be less publicly available and transparent information about issuers in emerging markets than would be available about issuers in more developed capital markets because such issuers may not be subject to accounting, auditing and financial reporting standards and requirements comparable to those to which U.S. companies are subject. Emerging markets may also have differing legal systems, many of which provide fewer security holder rights and practical remedies to pursue claims than are available for securities of companies in the U.S. or other developed countries, including class actions or fraud claims. Significant buying or selling actions by a few major investors may also heighten the volatility of emerging market securities.

Foreign Securities Risk. Foreign securities generally carry more risk and are more volatile than their domestic counterparts, in part because of potential for higher political and economic risks, lack of reliable information and fluctuations in currency exchange rates where investments are denominated in currencies other than the U.S. dollar. Certain events in foreign markets may adversely affect foreign and domestic issuers, including interruptions in the global supply chain, market closures, war, terrorism, natural disasters and outbreak of infectious diseases. The Fund's investment in any country could be subject to

governmental actions such as capital or currency controls, nationalizing a company or industry, expropriating assets, or imposing punitive taxes that would have an adverse effect on security prices, and impair the Fund's ability to repatriate capital or income. Foreign securities may also be more difficult to resell than comparable U.S. securities because the markets for foreign securities are often less liquid. Even when a foreign security increases in price in its local currency, the appreciation may be diluted by adverse changes in exchange rates when the security's value is converted to U.S. dollars. Foreign withholding taxes also may apply and errors and delays may occur in the settlement process for foreign securities.

High Yield Risk. High yield securities – commonly known as “junk bonds” – to which the Fund is exposed are considered predominantly speculative with respect to the issuer's continuing ability to make principal and interest payments. If the issuer of the security is in default with respect to interest or principal payments, the value of the Fund may be negatively affected. High yield securities generally have a less liquid resale market.

Investment Adviser Risk. The Fund is actively managed and the success of its investment strategy depends significantly on the skills of the Adviser in assessing the potential of the investments in which the Fund invests. The assessment of potential Fund investments may prove incorrect, resulting in losses or poor performance, even in rising markets. There is also no guarantee that the Adviser will be able to effectively implement the Fund's investment objective.

Issuer Risk. Issuer risk is the possibility that factors specific to an issuer to which the Fund is exposed will affect the market prices of the issuer's securities and therefore the value of the Fund.

Liquidity Risk. Liquidity is the ability to sell a security relatively quickly for a price that most closely reflects the actual value of the security. To the extent that dealers do not maintain inventories of bonds that keep pace with the growth of the bond markets over time, relatively low levels of dealer inventories could lead to decreased liquidity and increased volatility in the fixed income markets, particularly during periods of economic or market stress. As a result of this decreased liquidity, the Fund may have to accept a lower price to sell a security, sell other securities to raise cash, or give up an investment opportunity, any of which could have a negative effect on performance.

Market Risk. Over time, securities markets generally tend to move in cycles with periods when security prices rise and periods when security prices decline. The value of the Fund's investments may move with these cycles and, in some instances, increase or decrease more than the applicable market(s) as measured by the Fund's benchmark index(es). The securities markets may also decline because of factors that affect a particular industry or market sector, or due to impacts from domestic or global events, including regulatory events, economic downturn, government shutdowns, the spread of infectious illness such as the outbreak of COVID-19, public health crises, war, terrorism, social unrest, recessions, natural disasters or similar events.

Other Funds Risk. Because the Fund invests in other funds, the performance of the Fund is dependent, in part, upon the performance of other funds in which the Fund may invest. As a result, the Fund is subject to the same risks as those faced by the

other funds. In addition, other funds may be subject to additional fees and expenses that are borne by the Fund.

Prepayment Risk. When interest rates fall, certain obligations are paid off by the obligor more quickly than originally anticipated, and a Fund may have to invest the proceeds in securities with lower yields. In periods of falling interest rates, the rate of prepayments tends to increase (as does price fluctuation) as borrowers are motivated to pay off debt and refinance at new lower rates. During such periods, reinvestment of the prepayment proceeds by the management team will generally be at lower rates of return than the return on the assets that were prepaid. Prepayment generally reduces the yield to maturity and the average life of the security.

Sovereign Debt Risk. Sovereign debt securities are issued or guaranteed by foreign governmental entities. These investments are subject to the risk that a governmental entity may delay or refuse to pay interest or repay principal on its sovereign debt, due, for example, to cash flow problems, insufficient foreign currency reserves, political considerations, the relative size of the governmental entity's debt position in relation to the economy or the failure to put in place economic reforms required by the International Monetary Fund or other multilateral agencies. If a governmental entity defaults, it may ask for more time in which to pay or for further loans. There is no legal process for collecting sovereign debts that a government does not pay nor are there bankruptcy proceedings through which all or part of the sovereign debt that a governmental entity has not repaid may be collected.

Performance

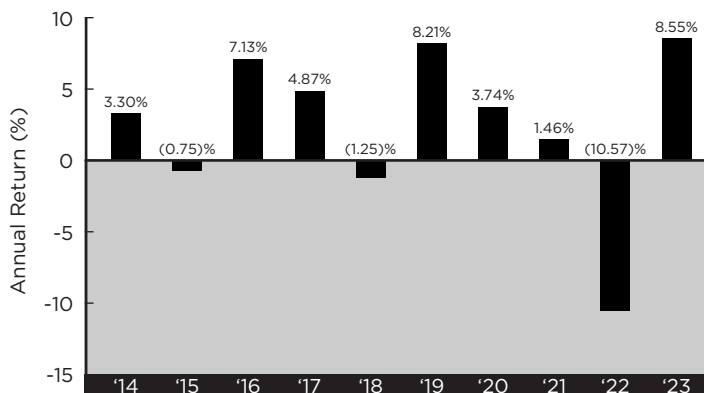
The following bar chart and table provide an indication of the risks of investing in the Fund. The bar chart shows changes in the Fund's performance from year to year for Class A shares. The table shows how the Fund's average annual returns for one-, five- and ten-year periods compared to broad-based securities market indices. The index descriptions appear in the “Index Descriptions” section of the prospectus. Call 800-847-4836 or visit thriventfunds.com for performance results current to the most recent month-end.

The bar chart includes the effects of Fund expenses, but not sales charges. If sales charges were included, returns would be lower than those shown. The table includes the effects of Fund expenses and maximum sales charges and assumes that you sold your shares at the end of the period. The after-tax returns are calculated using the historical highest individual federal marginal income tax rates and do not reflect the impact of state and local taxes. Actual after-tax returns depend on an investor's tax situation and may differ from those shown, and after-tax returns are not relevant to investors who hold their Fund shares through tax-deferred arrangements such as individual retirement accounts. After-tax returns are only shown for Class A shares, and after-tax returns for Class S shares will vary. Returns after taxes on distributions and redemptions may be higher than before tax returns and/or after taxes on distributions shown because they reflect the tax benefit of capital losses realized in the redemption of Fund shares.

How the Fund has performed in the past (before and after taxes) is not necessarily an indication of how it will perform in the future. Performance information provides some indication of the risks of investing in the Fund by showing changes in the Fund's performance over time.

Year-by-Year Total Return

Class A Shares



Best Quarter:	Q2 2020	+6.56%
Worst Quarter:	Q1 2020	(7.87)%

Average Annual Total Returns (Periods Ending December 31, 2023)

	1 Year	5 Years	10 Years
Class A (before taxes)	3.67%	1.10%	1.85%
Class A (after taxes on distributions)	1.72%	(0.38)%	0.34%
Class A (after taxes on distributions and redemptions)	2.14%	0.22%	0.75%
Class S (before taxes)	8.83%	2.30%	2.57%
Bloomberg U.S. Mortgage-Backed Securities Index (reflects no deduction for fees, expenses or taxes)	5.05%	0.25%	1.38%
Bloomberg U.S. High Yield Ba/B 2% Issuer Capped Index (reflects no deduction for fees, expenses or taxes)	12.56%	5.49%	4.64%

Management

Investment Adviser

The Fund is managed by Thrivent Asset Management, LLC ("Thrivent Asset Mgt." or the "Adviser").

Portfolio Managers

The following individuals are jointly and primarily responsible for the day-to-day management of the Fund:

Name and Title	Portfolio Manager of the Fund Since
Kent L. White, CFA Vice President, Fixed Income Mutual Funds	May 2015
Stephen D. Lowe, CFA Chief Investment Strategist	February 2018
Theron G. Whitehorn, CFA Director of Fixed Income Quantitative Research	February 2021

Purchase and Sale of Fund Shares

You may purchase, redeem or exchange shares of the Fund through certain broker-dealers. You also may purchase Class S shares of the Fund directly from the Fund online at thriventfunds.com.

The minimum initial investment requirement for this Fund is \$2,000 and the minimum subsequent investment requirement is \$50 for taxable accounts. For IRA or tax-deferred accounts, the minimum initial investment requirement for this Fund is \$1,000 and the minimum subsequent investment requirement is \$50. These investment requirements may be different, however, for investors investing in the Fund through an automatic investment plan or, for Class S shares, through certain fee-based investment advisory programs.

You may purchase or redeem Fund shares on days that the New York Stock Exchange is open. You may conduct such transactions by mail, telephone 800-847-4836, the Internet (thrivent.com or, for Class S shares, thriventfunds.com), the mobile app, by wire/ACH transfer or through an automatic investment plan (for purchases) or a systematic withdrawal plan (for redemptions), subject to certain limitations.

Tax Information

The Fund intends to make distributions that may be taxed as ordinary income or capital gains. Investing in the Fund through a retirement plan could have different tax consequences.

Payments to Broker-Dealers and Other Financial Intermediaries

If you purchase the Fund through a broker-dealer or other financial intermediary (such as an insurance company), the Fund and its related companies may pay the intermediary for the sale of Fund shares and related services. These payments may create a conflict of interest by influencing the broker-dealer or other intermediary and your financial professional to recommend the Fund over another investment. Ask your financial professional or visit your financial intermediary's website for more information.

Thrivent Small Cap Growth Fund

Class S: TSCGX

Investment Objective

Thrivent Small Cap Growth Fund (the "Fund") seeks long-term capital growth. The Fund's investment objective may be changed without shareholder approval.

Fees and Expenses

The table below describes the fees and expenses that you may pay if you buy, hold and/or sell shares of the Fund. You may pay other fees, such as brokerage commissions and other fees to financial intermediaries, which are not reflected in the tables and examples below.

Shareholder Fees

(fees paid directly from your investment)

	Class S
Maximum Sales Charge (load) Imposed On Purchases (as a % of offering price)	None
Maximum Deferred Sales Charge (load) (as a % of the net asset value)	None

Annual Fund Operating Expenses

(expenses that you pay each year as a percentage of the value of your investment)

	Class S
Management Fees	0.80%
Distribution and Shareholder Service (12b-1) Fees	None
Other Expenses	0.34%
Total Annual Fund Operating Expenses	1.14%
Less Fee Waivers and/or Expense Reimbursements ¹	0.19%
Total Annual Fund Operating Expenses After Fee Waivers and/or Expense Reimbursements	0.95%

¹ The Adviser has contractually agreed, through at least February 28, 2025, to waive a portion of the management fees associated with the Class S shares of the Thrivent Small Cap Growth Fund in order to limit the Total Annual Fund Operating Expenses After Fee Waivers and/or Expense Reimbursements to an annual rate of 0.95% of the average daily net assets of the Class S shares. This contractual provision, however, may be terminated before the indicated termination date upon the mutual agreement between the Independent Trustees of the Fund and the Adviser.

Example

The example below is intended to help you compare the cost of investing in the Fund with the cost of investing in other mutual funds.

The example assumes that you invest \$10,000 in the Fund for the time periods indicated and then redeem all of your shares at the end of those periods. In addition, the example for the 1 Year period reflects the effect of the contractual fee waiver and/or expense reimbursement. The example also assumes that your investment has a 5% return each year, and that the Fund's operating expenses remain the same. Although your actual cost

may be higher or lower, based on these assumptions your cost would be:

	1 Year	3 Years	5 Years	10 Years
Class S	\$97	\$343	\$609	\$1,369

Portfolio Turnover

The Fund pays transaction costs, such as commissions, when it buys and sells securities (or "turns over" its portfolio). A higher portfolio turnover rate may indicate higher transaction costs and may result in higher taxes when Fund shares are held in a taxable account. These costs, which are not reflected in annual fund operating expenses or in the example, affect the Fund's performance. During the most recent fiscal year, the Fund's portfolio turnover rate was 64% of the average value of its portfolio.

Principal Strategies

Under normal circumstances, the Fund invests at least 80% of its net assets (plus the amount of any borrowing for investment purposes) in equity securities of small companies. The Adviser focuses mainly on the equity securities of smaller U.S. companies which have market capitalizations equivalent to those companies included in widely known indices such as the Russell 2000[®] Index, S&P SmallCap 600[®] Index, or the small company market capitalization classification published by Morningstar or Lipper, Inc. The Fund defines small-cap companies as those with market capitalizations at the time of purchase at or below the market capitalization of the largest company represented in either the Russell 2000 Index (approximately \$15.1 billion as of December 31, 2023) or the S&P SmallCap 600 Index (approximately \$8.0 billion as of December 31, 2023). Should the Adviser change the investments used for purposes of this 80% threshold, you will be notified at least 60 days prior to the change.

The Fund seeks to achieve its investment objective by investing primarily in common stocks. The Adviser uses fundamental analysis and other investment techniques to identify stocks of companies that it believes have demonstrated and believes will sustain above-average revenue and earnings growth over time, or which are expected to develop rapid sales and earnings growth in the future when compared to the economy and stock market as a whole. Many such companies are in the technology sector and the Fund may at times have a higher concentration in this industry.

The Adviser may sell securities for a variety of reasons, such as to secure gains, limit losses, or reposition assets to more promising opportunities.

Principal Risks

The Fund is subject to the following principal investment risks, which you should review carefully and in entirety. The Fund may not achieve its investment objective and you could lose money by investing in the Fund.

Small Cap Risk. Smaller, less seasoned companies often have greater price volatility, lower trading volume, and less liquidity than larger, more established companies. These companies tend to have small revenues, narrower product lines, less management depth and experience, small shares of their product or service markets, fewer financial resources, and less competitive strength than larger companies. Such companies seldom pay significant dividends that could soften the impact of a falling market on returns.

Growth Investing Risk. Growth style investing includes the risk of investing in securities whose prices historically have been more volatile than other securities, especially over the short term. Growth stock prices reflect projections of future earnings or revenues and, if a company's earnings or revenues fall short of expectations, its stock price may fall dramatically.

Equity Security Risk. Equity securities held by the Fund may decline significantly in price, sometimes rapidly or unpredictably, over short or extended periods of time, and such declines may occur because of declines in the equity market as a whole, or because of declines in only a particular country, geographic region, company, industry, or sector of the market. From time to time, the Fund may invest a significant portion of its assets in companies in one particular country or geographic region or one or more related sectors or industries, which would make the Fund more vulnerable to adverse developments affecting such countries, geographic regions, sectors or industries. Equity securities are generally more volatile than most debt securities.

Investment Adviser Risk. The Fund is actively managed and the success of its investment strategy depends significantly on the skills of the Adviser in assessing the potential of the investments in which the Fund invests. The assessment of potential Fund investments may prove incorrect, resulting in losses or poor performance, even in rising markets. There is also no guarantee that the Adviser will be able to effectively implement the Fund's investment objective.

Issuer Risk. Issuer risk is the possibility that factors specific to an issuer to which the Fund is exposed will affect the market prices of the issuer's securities and therefore the value of the Fund.

Market Risk. Over time, securities markets generally tend to move in cycles with periods when security prices rise and periods when security prices decline. The value of the Fund's investments may move with these cycles and, in some instances, increase or decrease more than the applicable market(s) as measured by the Fund's benchmark index(es). The securities markets may also decline because of factors that affect a particular industry or market sector, or due to impacts from domestic or global events, including regulatory events, economic downturn, government shutdowns, the spread of infectious illness such as the outbreak of COVID-19, public health crises, war, terrorism, social unrest, recessions, natural disasters or similar events.

Technology-Oriented Companies Risk. Common stocks of companies that rely extensively on technology, science or communications in their product development or operations may be more volatile than the overall stock market and may or may not move in tandem with the overall stock market. Technology, science and communications are rapidly changing fields, and stocks of these companies, especially of smaller or unseasoned companies, may be subject to more abrupt or erratic market

movements than the stock market in general. There are significant competitive pressures among technology-oriented companies and the products or operations of such companies may become obsolete quickly. In addition, these companies may have limited product lines, markets or financial resources and the management of such companies may be more dependent upon one or a few key people.

Performance

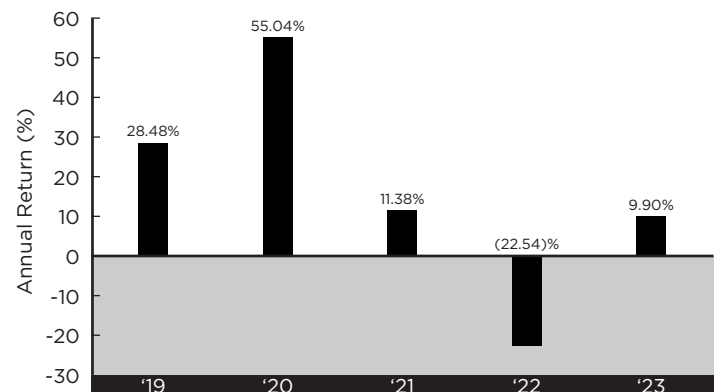
The following bar chart and table provide an indication of the risks of investing in the Fund. The bar chart shows changes in the Fund's performance from year to year for Class S shares. The table shows how the Fund's average annual returns for the one- and five-year periods and since inception compared to broad-based securities market indices. The index descriptions appear in the "Index Descriptions" section of the prospectus. Call 800-847-4836 or visit thriventfunds.com for performance results current to the most recent month-end.

The bar chart and the table include the effects of Fund expenses and assume that you sold your shares at the end of the period. The after-tax returns are calculated using the historical highest individual federal marginal income tax rates and do not reflect the impact of state and local taxes. Actual after-tax returns depend on an investor's tax situation and may differ from those shown, and after-tax returns are not relevant to investors who hold their Fund shares through tax-deferred arrangements such as individual retirement accounts.

How the Fund has performed in the past (before and after taxes) is not necessarily an indication of how it will perform in the future. Performance information provides some indication of the risks of investing in the Fund by showing changes in the Fund's performance over time.

Year-by-Year Total Return

Class S Shares



Best Quarter:	Q2 2020	+39.45%
Worst Quarter:	Q1 2020	(21.86)%

Average Annual Total Returns
(Periods Ending December 31, 2023)

	1 Year	5 Years	Since Inception 2/28/2018
Class S (before taxes)	9.90%	13.56%	10.25%
Class S (after taxes on distributions)	9.90%	13.27%	9.85%
Class S (after taxes on distributions and redemptions)	5.86%	10.89%	8.11%
Russell 2000® Growth Index (reflects no deduction for fees, expenses or taxes)	18.66%	9.22%	5.86%
S&P SmallCap® 600 Growth Index (reflects no deduction for fees, expenses or taxes)	17.10%	10.42%	8.12%

Management

Investment Adviser

The Fund is managed by Thrivent Asset Management, LLC ("Thrivent Asset Mgt." or the "Adviser").

Portfolio Managers

The following individuals are jointly and primarily responsible for the day-to-day management of the Fund:

Name and Title	Portfolio Manager of the Fund Since
Michael P. Hubbard Senior Portfolio Manager	November 2022
Patrick D. Farley, CFA Portfolio Manager	February 2024

Purchase and Sale of Fund Shares

You may purchase, redeem or exchange shares of the Fund directly from the Fund or through certain broker-dealers.

The minimum initial investment requirement for this Fund is \$2,000 and the minimum subsequent investment requirement is \$50 for taxable accounts. For IRA or tax-deferred accounts, the minimum initial investment requirement for this Fund is \$1,000 and the minimum subsequent investment requirement is \$50. These investment requirements may be different, however, for investors investing in the Fund through an automatic investment plan or through certain fee-based investment advisory programs.

You may purchase or redeem Fund shares on days that the New York Stock Exchange is open. You may conduct such transactions by mail, telephone 800-847-4836, the Internet (thrivent.com or thriventfunds.com), the mobile app, by wire/ACH transfer or through an automatic investment plan (for purchases) or a systematic withdrawal plan (for redemptions), subject to certain limitations.

Tax Information

The Fund intends to make distributions that may be taxed as ordinary income or capital gains. Investing in the Fund through a retirement plan could have different tax consequences.

Payments to Broker-Dealers and Other Financial Intermediaries

If you purchase the Fund through a broker-dealer or other financial intermediary (such as an insurance company), the Fund and its related companies may pay the intermediary for the sale of Fund shares and related services. These payments may create a conflict of interest by influencing the broker-dealer or other intermediary and your financial professional to recommend the Fund over another investment. Ask your financial professional or visit your financial intermediary's website for more information.

Thrivent Small Cap Stock Fund

Class S: TSCSX | Class A: AASMX

Investment Objective

Thrivent Small Cap Stock Fund (the "Fund") seeks long-term capital growth.

Fees and Expenses

The table below describes the fees and expenses that you may pay if you buy, hold and/or sell shares of the Fund. You may pay other fees, such as brokerage commissions and other fees to financial intermediaries, which are not reflected in the tables and examples below. For Class A shares, you may qualify for sales charge discounts if you and your family invest, or agree to invest in the future, at least \$50,000 in Class A shares of a fund or funds of Thrivent Mutual Funds. More information about these and other Class A sales charge discounts is available from your financial professional and in the "Class A Sales Charges" and "Ways to Eliminate or Reduce the Initial Class A Sales Charges" sections of the Fund's prospectus and the "Sales Charges" section under the heading "Purchase, Redemption and Pricing of Shares" of the Fund's Statement of Additional Information.

Shareholder Fees

(fees paid directly from your investment)

	Class S	Class A
Maximum Sales Charge (load) Imposed On Purchases (as a % of offering price)	None	4.50%
Maximum Deferred Sales Charge (load) (as a % of the net asset value)	None	None

Annual Fund Operating Expenses

(expenses that you pay each year as a percentage of the value of your investment)

	Class S	Class A
Management Fees	0.63%	0.63%
Distribution and Shareholder Service (12b-1) Fees	None	0.25%
Other Expenses	0.18%	0.16%
Total Annual Fund Operating Expenses	0.81%	1.04%

Example

The example below is intended to help you compare the cost of investing in the Fund with the cost of investing in other mutual funds.

The example assumes that you invest \$10,000 in the Fund for the time periods indicated and then redeem all of your shares at the end of those periods. For Class A shares, the example includes the initial sales charge. The example also assumes that your investment has a 5% return each year, and that the Fund's operating expenses remain the same. Although your actual cost may be higher or lower, based on these assumptions your cost would be:

	1 Year	3 Years	5 Years	10 Years
Class S	\$83	\$259	\$450	\$1,002
Class A	\$551	\$766	\$998	\$1,664

Portfolio Turnover

The Fund pays transaction costs, such as commissions, when it buys and sells securities (or "turns over" its portfolio). A higher portfolio turnover rate may indicate higher transaction costs and may result in higher taxes when Fund shares are held in a taxable account. These costs, which are not reflected in annual fund operating expenses or in the example, affect the Fund's performance. During the most recent fiscal year, the Fund's portfolio turnover rate was 48% of the average value of its portfolio.

Principal Strategies

Under normal circumstances, the Fund invests at least 80% of its net assets (plus the amount of any borrowing for investment purposes) in equity securities of small companies. The Adviser focuses mainly on the equity securities of smaller U.S. companies which have market capitalizations equivalent to those companies included in widely known indices such as the Russell 2000[®] Index, S&P SmallCap 600[®] Index, or the small company market capitalization classifications published by Morningstar or Lipper, Inc. The Fund defines small-cap companies as those with market capitalizations at the time of purchase at or below the market capitalization of the largest company represented in either the Russell 2000 Index (approximately \$15.1 billion as of December 31, 2023) or the S&P SmallCap 600 Index (approximately \$8.0 billion as of December 31, 2023). Should the Adviser change the investments used for purposes of this 80% threshold, you will be notified at least 60 days prior to the change.

The Fund seeks to achieve its investment objective by investing primarily in common stocks. The Adviser uses fundamental and other investment research techniques to identify small companies that, in its opinion:

- have an improving fundamental outlook;
- have capable management; and
- are financially sound.

The Adviser may sell securities for a variety of reasons, such as to secure gains, limit losses, or reposition assets to more promising opportunities.

Principal Risks

The Fund is subject to the following principal investment risks, which you should review carefully and in entirety. The Fund may not achieve its investment objective and you could lose money by investing in the Fund.

Small Cap Risk. Smaller, less seasoned companies often have greater price volatility, lower trading volume, and less liquidity than larger, more established companies. These companies tend to have small revenues, narrower product lines, less

management depth and experience, small shares of their product or service markets, fewer financial resources, and less competitive strength than larger companies. Such companies seldom pay significant dividends that could soften the impact of a falling market on returns.

Equity Security Risk. Equity securities held by the Fund may decline significantly in price, sometimes rapidly or unpredictably, over short or extended periods of time, and such declines may occur because of declines in the equity market as a whole, or because of declines in only a particular country, geographic region, company, industry, or sector of the market. From time to time, the Fund may invest a significant portion of its assets in companies in one particular country or geographic region or one or more related sectors or industries, which would make the Fund more vulnerable to adverse developments affecting such countries, geographic regions, sectors or industries. Equity securities are generally more volatile than most debt securities.

Market Risk. Over time, securities markets generally tend to move in cycles with periods when security prices rise and periods when security prices decline. The value of the Fund's investments may move with these cycles and, in some instances, increase or decrease more than the applicable market(s) as measured by the Fund's benchmark index(es). The securities markets may also decline because of factors that affect a particular industry or market sector, or due to impacts from domestic or global events, including regulatory events, economic downturn, government shutdowns, the spread of infectious illness such as the outbreak of COVID-19, public health crises, war, terrorism, social unrest, recessions, natural disasters or similar events.

Investment Adviser Risk. The Fund is actively managed and the success of its investment strategy depends significantly on the skills of the Adviser in assessing the potential of the investments in which the Fund invests. The assessment of potential Fund investments may prove incorrect, resulting in losses or poor performance, even in rising markets. There is also no guarantee that the Adviser will be able to effectively implement the Fund's investment objective.

Issuer Risk. Issuer risk is the possibility that factors specific to an issuer to which the Fund is exposed will affect the market prices of the issuer's securities and therefore the value of the Fund.

Performance

The following bar chart and table provide an indication of the risks of investing in the Fund. The bar chart shows changes in the Fund's performance from year to year for Class A shares. The table shows how the Fund's average annual returns for one-, five- and ten-year periods compared to broad-based securities market indices. The index descriptions appear in the "Index Descriptions" section of the prospectus. Call 800-847-4836 or visit thriventfunds.com for performance results current to the most recent month-end.

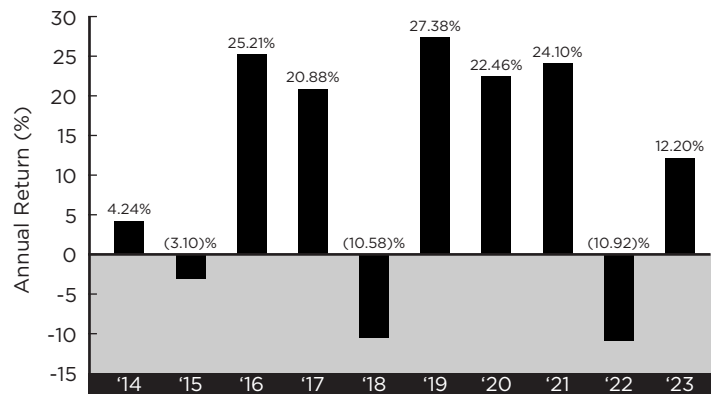
The bar chart includes the effects of Fund expenses, but not sales charges. If sales charges were included, returns would be lower than those shown. The table includes the effects of Fund expenses and maximum sales charges and assumes that you sold your shares at the end of the period. The after-tax returns are calculated using the historical highest individual federal marginal income tax rates and do not reflect the impact of state and local

taxes. Actual after-tax returns depend on an investor's tax situation and may differ from those shown, and after-tax returns are not relevant to investors who hold their Fund shares through tax-deferred arrangements such as individual retirement accounts. After-tax returns are only shown for Class A shares, and after-tax returns for Class S shares will vary.

How the Fund has performed in the past (before and after taxes) is not necessarily an indication of how it will perform in the future. Performance information provides some indication of the risks of investing in the Fund by showing changes in the Fund's performance over time.

Year-by-Year Total Return

Class A Shares



Best Quarter:	Q4 2020	+35.89%
Worst Quarter:	Q1 2020	(30.13)%

Average Annual Total Returns (Periods Ending December 31, 2023)

	1 Year	5 Years	10 Years
Class A (before taxes)	7.14%	13.07%	9.71%
Class A (after taxes on distributions)	7.03%	10.92%	7.42%
Class A (after taxes on distributions and redemptions)	4.30%	10.07%	7.25%
Class S (before taxes)	12.47%	14.43%	10.59%
Russell 2000® Index (reflects no deduction for fees, expenses or taxes)	16.93%	9.97%	7.16%
S&P SmallCap® 600 Index (reflects no deduction for fees, expenses or taxes)	16.05%	11.03%	8.66%

Management

Investment Adviser

The Fund is managed by Thrivent Asset Management, LLC ("Thrivent Asset Mgt." or the "Adviser").

Portfolio Managers

The following individuals are jointly and primarily responsible for the day-to-day management of the Fund:

Name and Title	Portfolio Manager of the Fund Since
Matthew D. Finn, CFA Vice President, Head of Equity Funds	March 2013
James M. Tinucci, CFA Senior Portfolio Manager	February 2015
Katelyn R. Young, CPA Senior Portfolio Manager	February 2023

Purchase and Sale of Fund Shares

You may purchase, redeem or exchange shares of the Fund through certain broker-dealers. You also may purchase Class S shares of the Fund directly from the Fund online at thriventfunds.com.

The minimum initial investment requirement for this Fund is \$2,000 and the minimum subsequent investment requirement is \$50 for taxable accounts. For IRA or tax-deferred accounts, the minimum initial investment requirement for this Fund is \$1,000 and the minimum subsequent investment requirement is \$50. These investment requirements may be different, however, for investors investing in the Fund through an automatic investment

plan or, for Class S shares, through certain fee-based investment advisory programs.

You may purchase or redeem Fund shares on days that the New York Stock Exchange is open. You may conduct such transactions by mail, telephone 800-847-4836, the Internet (thrivent.com or, for Class S shares, thriventfunds.com), the mobile app, by wire/ACH transfer or through an automatic investment plan (for purchases) or a systematic withdrawal plan (for redemptions), subject to certain limitations.

Tax Information

The Fund intends to make distributions that may be taxed as ordinary income or capital gains. Investing in the Fund through a retirement plan could have different tax consequences.

Payments to Broker-Dealers and Other Financial Intermediaries

If you purchase the Fund through a broker-dealer or other financial intermediary (such as an insurance company), the Fund and its related companies may pay the intermediary for the sale of Fund shares and related services. These payments may create a conflict of interest by influencing the broker-dealer or other intermediary and your financial professional to recommend the Fund over another investment. Ask your financial professional or visit your financial intermediary's website for more information.

More About Investment Strategies and Risks

Each Fund's investment objective and principal strategies are described in the "Summary Section" above. The principal strategies are the strategies that a Fund's Adviser believes are most likely to be important in trying to achieve the Fund's investment objective. Please note that each Fund may also use strategies and invest in securities that are not described in this prospectus, but that are described in the Statement of Additional Information (the "SAI").

This section provides additional information about some of the securities and other practices in which certain Funds may engage, along with their associated risks.

Information About Certain Principal Investment Strategies

Adjustable Rate Securities. The interest rate may be adjusted daily or at specified intervals (such as monthly, quarterly or annually). Adjustments may be based on a referenced market rate for a specified term (such as one, three or twelve months). For some securities, adjustments are made by a third-party or auction process designed to maintain a market value close to the security's face amount. Adjustments may be limited by caps or floors.

Some adjustable rate securities are payable upon demand, which should reduce the volatility of their market values. The right to demand payment may be exercisable after a specified notice period (such as seven or thirty days) and only at specified intervals (such as at the end of a calendar month or quarter). The right to demand payment may terminate upon certain events (such as the issuer's insolvency).

So long as the Adviser expects an adjustable rate security's market value to approximate its face value after each interest rate adjustment, the Adviser may rely on the interest rate when calculating a Fund's dollar-weighted average maturity or duration. The market value of an adjustable rate security may nevertheless decline, due to changes in market conditions or the financial condition of the issuer and the effects of caps or floors on interest rate adjustments.

Collateralized Debt Obligations. Thrivent Limited Maturity Bond Fund may invest in collateralized debt obligations ("CDOs") as a principal strategy; the other Funds may do so as a non-principal strategy. CDOs are types of asset-backed securities. Collateralized loan obligations ("CLOs") are ordinarily issued by a trust or other special purpose entity and are typically collateralized by a pool of loans, which may include, among others, domestic and non-U.S. senior secured loans, senior unsecured loans, and subordinate corporate loans, including loans that may be rated below investment grade or equivalent unrated loans, held by such issuer. Normally, collateralized bond obligations ("CBOs"), CLOs and other CDOs are privately offered and sold, and thus are not registered under the securities laws. As a result, investments in CDOs may be characterized by the Fund as illiquid securities.

Derivatives. Derivatives, a category that includes options, futures, swaps and hybrid instruments, are financial instruments whose value derives from another security, an index, an interest rate, or a currency. Each Fund may use derivatives for hedging

(attempting to offset a potential loss in one position by establishing an interest in an opposite position). This includes the use of currency-based derivatives for hedging its positions in foreign securities. Each Fund may also use derivatives to obtain investment exposure to a certain asset class or for speculation (investing for potential income or capital gain).

While hedging can guard against potential risks, using derivatives adds to the Fund's expenses and can eliminate some opportunities for gains. There is also a risk that a derivative intended as a hedge may not perform as expected. For example, the price or value of the underlying instrument, asset, index, currency or rate may move in a different direction than expected or such movements may be of a magnitude greater or less than expected.

Another risk with derivatives is that some types can amplify a gain or loss, thereby creating investment exposure greater than the initial investment. For example, futures contracts, options on futures contracts, forward contracts, and options on derivatives can allow the Fund to obtain large investment exposures in return for meeting relatively small margin requirements. As a result, investments in those transactions may be highly leveraged, and a Fund could potentially earn or lose substantially more money than the actual cost (if any) incurred when the derivative is entered into by a Fund. The use of leverage may cause the Fund to liquidate portfolio positions when it may not be advantageous to do so to satisfy its obligations. In addition, a derivative used for hedging or replication may not accurately track the value of the underlying asset, index or rate.

With some derivatives, whether used for hedging, replication or speculation, there is also the risk that the counterparty may fail to honor its contract terms, causing a loss for a Fund. In addition, suitable derivative investments for hedging, replication or speculative purposes may not be available.

Derivatives can be difficult to value and illiquid, which means a Fund may not be able to close out a derivatives transaction in a cost-efficient manner. Futures contracts are subject to the risk that an exchange may impose price fluctuation limits, which may make it difficult or impossible for a Fund to close out a position when desired.

Hybrid instruments (a type of potentially high-risk derivative) can combine the characteristics of securities, futures, and options. For example, the principal amount, redemption, or conversion terms of a security could be related to the market price of some commodity, currency, or securities index. Such securities may bear interest or pay dividends at below market or even relatively nominal rates. Under certain conditions, the redemption value of a hybrid could be zero.

Emerging Markets Securities. A security is considered to be an "emerging market" security if issued by an issuer that Fund management has determined meets one or more of the following criteria:

- is organized under the laws of, or has its principal office in, an emerging market country;
- has its principal securities trading market in an emerging market country; and/or
- derives a majority of its annual revenue or earnings or assets

from goods produced, sales made or services performed in an emerging market country.

An “emerging market” country is any country determined by the Adviser to have an emerging market economy, considering factors such as the country’s credit rating, its political and economic stability and the development of its financial and capital markets. These emerging market countries include every nation in the world except the U.S., Canada, Israel, Japan, Australia, New Zealand, Hong Kong, Singapore and all nations typically considered part of Western Europe.

Exchange Traded Funds. An ETF is an investment company that trades on a securities exchange and holds a portfolio of investments. An ETF that is designed to track an index or benchmark may fail to do so accurately and may trade at a discount to its net asset value. Other ETFs are actively managed and instead of tracking a particular index or benchmark they seek to outperform it.

Generally, investments in other investment companies (including ETFs) are subject to statutory limitations prescribed by the Investment Company Act of 1940, as amended (the “1940 Act”), and the rules thereunder. These limitations include a prohibition on a Fund acquiring more than 3% of the voting shares of any other investment company, and a prohibition on investing more than 5% of the Fund’s total assets in the securities of any one investment company or more than 10% of its total assets, in the aggregate, in investment company securities. Rule 12d1-4 under the 1940 Act permits a Fund to invest in other investment companies beyond the statutory limits, subject to certain conditions.

Foreign Currency Transactions. The Funds may conduct foreign currency exchange transactions, normally either on a spot (*i.e.*, cash) basis at the spot rate prevailing in the foreign currency exchange market, or through entering into forward contracts to purchase or sell foreign currencies. The value of a Fund’s assets as measured in U.S. dollars may be affected favorably or unfavorably by changes in currency exchange rates and exchange control legislation. The Funds will generally not enter into a forward contract with a term greater than one year.

Under unusual circumstances, certain Funds may commit substantial assets to the consummation of these contracts. Although forward contracts may be used to protect a Fund from adverse currency movements, they also involve the risk that anticipated currency movements will not be accurately predicted, and the Fund’s total returns could be adversely affected as a result.

There are some markets where it is not possible to engage in effective foreign currency hedging. This is generally true, for example, for the currencies of various emerging markets where the foreign exchange markets are not sufficiently developed to permit hedging activity to take place.

Foreign Securities. Foreign securities are generally more volatile than their domestic counterparts, in part because of the potential for higher political and economic risks, lack of reliable information and fluctuations in currency exchange rates where investments are denominated in currencies other than the U.S. dollar. These risks are usually higher in less developed countries. Each of the Funds, except Thrivent Money Market Fund, may use foreign currencies and related instruments, including foreign currency exchange transactions, to hedge its foreign investments.

In addition, foreign securities may be more difficult to resell and less liquid than comparable U.S. securities because the markets

for foreign securities are less efficient. Even where a foreign security increases in price in its local currency, the appreciation may be diluted by the negative effect of exchange rates when the security’s value is converted to U.S. dollars. Foreign withholding taxes also may apply and errors and delays may occur in the settlement process for foreign securities.

Government Bonds and Municipal Bonds. Each of the Funds may invest in government bonds and municipal bonds. As a result, the Fund’s performance may be affected by political and economic conditions at the state, regional or Federal level. These may include budgetary problems, declines in the tax base or changes in federal income tax laws or rates and other factors that may cause rating agencies to downgrade the credit ratings on certain issues.

High Yield Bonds. High yield bonds are debt securities rated below BBB- by S&P or Fitch, or Baa3 by Moody’s, or unrated securities deemed to be of comparable quality by the Adviser. To the extent that a Fund invests in high yield bonds, it takes on the following risks:

- The risk of a bond’s issuer defaulting on principal or interest payments is greater than on higher quality bonds.
- Issuers of high yield bonds are less secure financially and are more likely to be hurt by interest rate increases and declines in the health of the issuer or the economy.
- High yield securities generally have a less liquid resale market.

International Exposure. Many U.S. companies in which the Funds may invest generate significant revenues and earnings from abroad. As a result, these companies and the prices of their securities may be affected by weaknesses in global and regional economies and the relative value of foreign currencies to the U.S. dollar. These factors, taken as a whole, could adversely affect the performance of a Fund.

Mortgage-Backed and Asset-Backed Securities.

Mortgage-backed securities are securities that are backed by pools of mortgages and which pay income based on the payments of principal and income they receive from the underlying mortgages. Asset-backed securities are similar but are backed by other assets, such as pools of consumer loans. Both are sensitive to interest rate changes as well as to changes in the repayment patterns of the underlying securities. If the principal payment on the underlying asset is repaid faster or slower than the holder of the mortgage-backed or asset-backed security anticipates, the price of the security may fall, especially if the holder must reinvest the repaid principal at lower rates or must continue to hold the securities when interest rates rise.

Real Estate Investment Trusts (“REITs”). REITs generally can be divided into three types: equity REITs, mortgage REITs and hybrid REITs (which combine the characteristics of equity REITs and mortgage REITs). Equity REITs will be affected by changes in the values of and incomes from the properties they own, while mortgage REITs may be affected by the credit quality of the mortgage loans they hold. All types of REITs may be affected by changes in interest rates. The effect of rising interest rates is generally more pronounced for high dividend paying securities such as REITs. This may cause the value of real estate securities to decline during periods of rising interest rates, which would reduce the overall return of the Fund. REITs are subject to other risks as well, including the fact that REITs are dependent on specialized management skills which may affect their ability to generate cash flow for operating purposes and to make distributions to shareholders or unitholders. REITs may have

limited diversification and are subject to the risks associated with obtaining financing for real property. A REIT can pass its income through to shareholders or unitholders without any tax at the entity level if it complies with various requirements under the Internal Revenue Code. There is the risk that a REIT held by a Fund will fail to qualify for this tax-free pass-through treatment of its income. By investing in REITs indirectly through a Fund, in addition to bearing a proportionate share of the expenses of the Fund, you will also indirectly bear similar expenses of the REITs in which the Fund invests.

Securities Ratings. When fixed-income securities are rated by one or more independent rating agencies, a Fund uses these ratings to determine bond quality. Investment grade bonds are those that are rated at or above the BBB- rating category by S&P or Fitch, or the Baa3 rating category by Moody's, or unrated but considered of equivalent quality by the Fund's adviser. High-yield bonds are below investment grade bonds in terms of quality.

In cases where a bond is rated in conflicting categories by different rating agencies, a Fund (other than Thrivent Money Market Fund) may choose to follow the higher rating. If a bond is unrated, the Fund may assign it to a given category based on its own credit research. If a rating agency downgrades a security, the market price and liquidity of such security may be adversely affected and the Fund will determine whether to hold or sell the security, depending on all of the facts and circumstances at that time.

Information About Certain Non-Principal Investment Strategies

Defensive Investing. In response to market, economic, political or other conditions, each Fund (other than the Money Market Fund) may invest without limitation in cash, preferred stocks, or investment-grade debt securities for temporary defensive purposes that are not part of the Fund's principal investment strategies. The Money Market Fund may, from time to time, take temporary defensive positions by holding cash or shortening the Fund's dollar-weighted average portfolio maturity. If the Fund does this, different factors could affect the Fund's performance and it may not achieve its investment objective.

Illiquid Investments. A Fund may not acquire an illiquid investment if, immediately after the acquisition, the Fund would have invested more than 15% of its net assets (5% of net assets for Thrivent Money Market Fund subject to money market fund requirements) in "illiquid investments" that are assets. An illiquid investment is an investment that a Fund reasonably expects cannot be sold or disposed of in current market conditions in seven calendar days or less without the sale or disposition significantly changing the market value of the investment (for the Money Market Fund, an illiquid security is a security that cannot be sold or disposed of in the ordinary course of business within seven calendar days at approximately the value ascribed to it by the Fund). Any securities that are thinly traded or whose resale is restricted can be difficult to sell at a desired time and price. Some of these securities are new and complex, and trade only among institutions. The markets for these securities are still developing and may not function as efficiently as established markets. Certain Funds may make investments in private equity funds or securities that do not trade on public exchanges. These securities are typically less liquid and more difficult to value. Owning a large percentage of illiquid investments could hamper a Fund's ability to raise cash to meet redemptions. Also, because there may not be an established market price for these securities,

a Fund may have to estimate their value, which means that their valuation (and, to a much smaller extent, the valuation of the Fund) may have a subjective element.

Initial Public Offerings. Each of the Funds may purchase securities in initial public offerings (IPOs) of securities. IPOs issued by unseasoned companies with little or no operating history are risky and their prices are highly volatile, but they can result in very large gains in their initial trading. Thus, when the Fund's size is smaller, any gains from IPOs will have an exaggerated impact on the Fund's reported performance than when the Fund is larger. Attractive IPOs are often oversubscribed and may not be available to the Fund, or only in very limited quantities. There can be no assurance that a Fund will have favorable IPO investment opportunities.

In-Kind Purchases. The Funds may purchase shares of affiliated Funds through in-kind contributions of portfolio securities held by the Fund, according to procedures adopted by the Funds' Board of Trustees (the "Board") and subject to applicable regulatory requirements. The procedures generally require, among other things, that the in-kind contribution does not favor the Fund making the contribution over any other shareholder in the receiving Fund and the contribution is in the best interests of the affiliated Fund receiving the in-kind contribution. The securities contributed must be valued according to the receiving Fund's valuation procedures and be of the appropriate type and amount for investment by the Fund receiving the contribution. If these procedures are not followed or the shares purchased decline in value, it could adversely affect the price of Fund shares.

Securities Lending. Each of the Funds except Thrivent Money Market Fund may seek additional income by lending Fund securities to qualified institutions. By reinvesting any cash collateral it receives in these transactions, a Fund could realize additional gains or losses. If the borrower fails to return the securities and the invested collateral has declined in value, the Fund could lose money.

Short-Term Trading. The investment strategy for each Fund at times may include short-term trading. While a Fund ordinarily does not trade securities for short-term profits, it will sell any security at any time it believes best, which may result in short-term trading.

Unusual Opportunities. Each of the Funds may purchase some securities that do not meet its normal investment criteria when the Adviser perceives an unusual opportunity for gain, which could include a variety of factors, including a change in management, an extraordinary corporate event, or a temporary imbalance in the supply of or demand for the securities.

When-Issued Securities. A Fund may invest in securities prior to their date of issue. These securities could fall in value by the time they are actually issued, which may be any time from a few days to over a year. In addition, no income will be earned on these securities until they are actually delivered.

Zero Coupons. A zero coupon security is a debt security that does not make cash interest payments for some or all of its life. Instead, it is sold and traded at a discount to its face value. The interest consists of the gradual appreciation in price as the bond approaches maturity and is reported as income to a Fund that has purchased the security. The Fund is required to distribute to shareholders an amount equal to the amount of income reported to the Fund even though such income may not be received by the Fund as distributable cash. The shareholder distributions may require the Fund to liquidate Fund securities at a

disadvantageous time and incur a loss. Zero coupon bonds can be higher- or lower-quality debt and are more volatile than coupon bonds.

Glossary of Principal Risks

The main risks associated with investing in each Fund are summarized in each Fund's respective "Summary Section" above. More detailed descriptions of risks are provided below in alphabetical order for ease of reference. Additional risks are described in the SAI.

Allocation Risk. Certain Funds' investment performance depends upon how its assets are allocated across broad asset categories and applicable sub-classes within such categories. Some broad asset categories and sub-classes may perform below expectations or the securities markets generally over short and extended periods. For example, underperformance in the equity or debt markets could have a material adverse effect on a Fund's total return if it has a significant allocation to those types of securities. Therefore, a principal risk of investing in the Fund is that the allocation strategies used and the allocation decisions made will not produce the desired results.

Closed-End Fund ("CEF") Risk. Investments in CEFs are subject to various risks, including reliance on management's ability to meet a CEF's investment objective and to manage a CEF's portfolio; fluctuation in the market value of a CEF's shares compared to the changes in the value of the underlying securities that the CEF owns (i.e., trading at a discount or premium to its net asset value); and that CEFs are permitted to invest in a greater amount of "illiquid" securities than typical mutual funds. A Fund is subject to a pro-rata share of the management fees and expenses of each CEF in addition to the Fund's management fees and expenses, resulting in Fund shareholders subject to higher expenses than if they invested directly in CEFs.

Collateralized Debt Obligations ("CDO") Risk. The risks of an investment in a CDO depend largely on the quality and type of the collateral and the tranche of the CDO in which a Fund invests. In addition to the typical risks associated with fixed income securities and asset-backed securities, CDOs carry additional risks including, but not limited to: (i) the possibility that distributions from collateral securities will not be adequate to make interest or other payments; (ii) the risk that the collateral may default, decline in value, and/or be downgraded; (iii) the Fund may invest in tranches of CDOs that are subordinate to other tranches; (iv) the structure and complexity of the transaction and the legal documents could lead to disputes among investors regarding the characterization of proceeds; (v) the investment return achieved by the Fund could be significantly different than those predicted by financial models; (vi) the lack of a readily available secondary market for CDOs; (vii) risk of forced "fire sale" liquidation due to technical defaults such as coverage test failures; and (viii) the CDO's manager may perform poorly. In addition, investments in CDOs may be characterized by the Fund as illiquid securities.

Conflicts of Interest Risk. An investment in the Funds is subject to a number of actual or potential conflicts of interest. The following does not purport to be a comprehensive list or complete explanation of all potential conflicts of interest which may affect the Funds. A Fund may encounter circumstances, or enter into transactions, in which conflicts of interest may arise, which are not listed or discussed below.

The Adviser or its affiliates may provide services to the Funds for which the Funds would compensate the Adviser and/or such affiliates. The Funds may invest in other pooled investment vehicles sponsored, managed, or otherwise affiliated with the Adviser, including other Funds. The Adviser may have an incentive (financial or otherwise) to enter into transactions or arrangements on behalf of the Fund with itself or its affiliates in circumstances where it might not have done so otherwise.

The Adviser or its affiliates manage other investment funds and/or accounts (including proprietary accounts) and have other clients with investment objectives and strategies that are similar to, or overlap with, the investment objective and strategy of a Fund, creating conflicts of interest in investment and allocation decisions regarding the allocation of investments that could be appropriate for the Fund and other clients of the Adviser or their affiliates. The Adviser and its affiliates have no obligation to make available any information regarding their proprietary activities or strategies, or the activities or strategies used for other funds and/or accounts managed by them, for the benefit of the management of the Funds. No affiliate of the Adviser is under any obligation to share any investment opportunity, including an investment technique, idea, model or strategy, with the Funds. The portfolio compositions and performance results therefore will differ across the Funds and other such funds and/or accounts. These conflicts of interest are exacerbated to the extent that the Adviser's other clients are proprietary or pay them higher fees or performance-based fees. Further, the activities in which the Adviser and its affiliates are involved on behalf of other accounts could limit or preclude the flexibility that the Funds could otherwise have to participate in certain investments.

Convertible Securities Risk. Convertible securities are subject to the usual risks associated with debt securities, such as interest rate risk and credit risk. Convertible securities also react to changes in the value of the common stock into which they convert, and are thus subject to market risk. A Fund may also be forced to convert a convertible security at an inopportune time, which may decrease the Fund's return.

Credit Risk. Credit risk is the risk that an issuer of a debt security to which the Fund is exposed may no longer be able or willing to pay its debt. As a result of such an event, the debt security may decline in price and affect the value of a Fund. Similarly, there is a risk that the value of a debt security may decline because of concerns about the issuer's ability or willingness to make interest and/or principal payments. Debt securities are subject to varying degrees of credit risk, which are often reflected in credit ratings. The credit rating of a debt security may be lowered if the issuer suffers adverse changes in its financial condition, which can lead to more volatility in the price of the security and in shares of the Fund.

Cybersecurity Risk. The Funds and their service providers may be susceptible to operational, information security, privacy, fraud, business disruption, and related risks. In general, cyber incidents can result from deliberate attacks or unintentional events. Cyber-attacks include, but are not limited to, gaining unauthorized access to digital systems to misappropriate assets or sensitive information, corrupt data, or otherwise disrupt operations. Cyber incidents affecting the Adviser or other service providers (including, but not limited to, fund accountants, custodians, transfer agents, and financial intermediaries) have the ability to disrupt and impact business operations, potentially resulting in financial losses, by interfering with the Funds' ability to calculate their NAV, corrupting data or preventing parties from sharing information necessary for the Funds' operation,

preventing or slowing trades, stopping shareholders from making transactions, potentially subjecting the Funds or the Adviser to regulatory fines and penalties, and creating additional compliance costs. Similar types of cybersecurity risks are also present for issuers or securities in which the Funds may invest, which could result in material adverse consequences for such issuers and may cause the Funds' investments in such companies to lose value. While the Funds' service providers have established business continuity plans in the event of such cyber incidents, there are inherent limitations in such plans and systems. Additionally, the Funds cannot control the cybersecurity plans and systems put in place by their service providers or any other third parties whose operations may affect the Funds or their shareholders. Although each Fund attempts to minimize such failures through controls and oversight, it is not possible to identify all of the operational risks that may affect a Fund or to develop processes and controls that completely eliminate or mitigate the occurrence of such failures or other disruptions in service. The value of an investment in a Fund's shares may be adversely affected by the occurrence of the operational errors or failures or technological issues or other similar events and a Fund and its shareholders may bear costs tied to these risks.

Derivatives Risk. The use of derivatives (such as futures, options, credit default swaps, and total return swaps) involves additional risks and transaction costs which could leave a Fund in a worse position than if it had not used these instruments. Changes in the value of the derivative may not correlate as intended with the underlying asset, rate or index, and a Fund could lose much more than the original amount invested. Derivatives can be highly volatile, illiquid and difficult to value. Derivatives are also subject to the risk that the other party in the transaction will not fulfill its contractual obligations.

Some derivatives may give rise to a form of economic leverage and may expose the Fund to greater risk and increase its costs. Such leverage may cause the Fund to liquidate portfolio positions when it may not be advantageous to do so to satisfy its obligations. Increases and decreases in the value of the Fund's portfolio will be magnified when the Fund uses leverage. Futures contracts, options on futures contracts, forward contracts, and options on derivatives can allow the Fund to obtain large investment exposures in return for meeting relatively small margin requirements. As a result, investments in those transactions may be highly leveraged.

The success of a Fund's derivatives strategies will depend on the Adviser's ability to assess and predict the impact of market or economic developments on the underlying asset, index or rate and the derivative itself, without the benefit of observing the performance of the derivative under all possible market conditions. Swap agreements may involve fees, commissions or other costs that may reduce a Fund's gains from a swap agreement or may cause a Fund to lose money. Futures contracts are subject to the risk that an exchange may impose price fluctuation limits, which may make it difficult or impossible for a Fund to close out a position when desired.

Emerging Markets Risk. The risks and volatility of investing in foreign securities is increased in connection with investments in emerging markets. The economic, political and market structures of developing countries in emerging markets, in most cases, are not as strong as the structures in the U.S. or other developed countries in terms of wealth, stability, liquidity and transparency. A Fund may not achieve its investment objective and portfolio performance will likely be negatively affected by portfolio exposure to countries and corporations domiciled in, or with

revenue exposures to, countries in the midst of, among other things, hyperinflation, currency devaluation, trade disagreements, sudden political upheaval or interventionist government policies, and the risks of such events are heightened within emerging market countries. Fund performance may also be negatively affected by portfolio exposure to countries and corporations domiciled in, or with revenue exposures to, countries with less developed or unreliable legal, tax, regulatory, accounting, recordkeeping and corporate governance systems and standards. In particular, there may be less publicly available and transparent information about issuers in emerging markets than would be available about issuers in more developed capital markets because such issuers may not be subject to accounting, auditing and financial reporting standards and requirements comparable to those to which U.S. companies are subject. Emerging markets may also have differing legal systems, many of which provide fewer security holder rights and practical remedies to pursue claims than are available for securities of companies in the U.S. or other developed countries, including class actions or fraud claims. Significant buying or selling actions by a few major investors may also heighten the volatility of emerging market securities.

Some emerging market countries restrict to varying degrees foreign investment in their securities markets. In some circumstances, these restrictions may limit or preclude investment in certain countries or may increase the cost of investing in securities of particular companies.

Equity Security Risk. Equity securities held by a Fund may decline significantly in price, sometimes rapidly or unpredictably, over short or extended periods of time, and such declines may occur because of declines in the equity market as a whole, or because of declines in only a particular country, company, industry, or sector of the market. From time to time, the Fund may invest a significant portion of its assets in one particular sector, industry, or geographic region which would make the Fund more vulnerable to adverse developments affecting such sectors, industries, or geographic regions. Equity securities are generally more volatile than most debt securities. The prices of individual stocks generally do not all move in the same direction at the same time. Certain Funds may invest in private equity funds, which are less liquid and more difficult to value than publicly traded equity securities. A variety of factors can negatively affect the price of a particular company's stock. These factors may include, but are not limited to: poor earnings reports, a loss of customers, litigation against the company, general unfavorable performance of the company's sector or industry, or changes in government regulations affecting the company or its industry.

ETF Risk. An ETF is subject to the risks of the underlying investments that it holds. For index-based ETFs, while such ETFs seek to achieve the same returns as a particular market index, the performance of an ETF may diverge from the performance of such index (commonly known as tracking error). ETFs are subject to fees and expenses (like management fees and operating expenses) and a Fund will indirectly bear its proportionate share of any such fees and expenses paid by the ETFs in which it invests. A Fund may exchange shares of an ETF "in kind" for the underlying securities, which may result in transaction costs and brokerage commissions. In addition, ETF shares may trade at a premium or discount to their net asset value and investors may fail to bring the trading price in line with the underlying shares (known as the arbitrage mechanism). As ETFs trade on an exchange, they are subject to the risks of any exchange-traded instrument, including: (i) an active trading market for its shares

may not develop or be maintained, (ii) trading of its shares may be halted by the exchange, and (iii) its shares may be delisted from the exchange. There is the possibility that an ETF may experience a lack of liquidity that can result in greater volatility than its underlying securities.

Financial Sector Risk. Companies in the financial sector of an economy are subject to extensive governmental regulation and intervention, which may adversely affect the scope of their activities, the prices they can charge, the amount of capital they must maintain and, potentially, their size. Governmental regulation may change frequently and may have significant adverse consequences for companies in the financial sector, including effects not intended by such regulation. The impact of recent or future regulation in various countries of any individual financial company or of the financial sector as a whole cannot be predicted. Certain risks may impact the value of investments in the financial sector more severely than those of investments outside this sector, including the risks associated with companies that operate with substantial financial leverage. Companies in the financial sector may also be adversely affected by increases in interest rates and loan losses, decreases in the availability of money or asset valuations, credit rating downgrades and adverse conditions in other related markets. Insurance companies, in particular, may be subject to severe price competition and/or rate regulation, which may have an adverse impact on their profitability. During the financial crisis that began in 2007, the deterioration of the credit markets impacted a broad range of mortgage, asset-backed, auction rate, sovereign debt and other markets, including U.S. and non-U.S. credit and interbank money markets, thereby affecting a wide range of financial institutions and markets. During the financial crisis, a number of large financial institutions failed, merged with stronger institutions or had significant government infusions of capital. Instability in the financial markets caused certain financial companies to incur large losses. Some financial companies experienced declines in the valuations of their assets, took actions to raise capital (such as the issuance of debt or equity securities), or even ceased operations. Some financial companies borrowed significant amounts of capital from government sources. Those actions caused the securities of many financial companies to decline in value. The financial sector is particularly sensitive to fluctuations in interest rates. The financial sector is also a target for cyber attacks and may experience technology malfunctions and disruptions. In recent years, cyber attacks and technology failures have become increasingly frequent and have caused significant losses.

Foreign Currency Risk. The Fund is also subject to the risk that the value of a foreign currency may decline against the U.S. dollar, which would reduce the dollar value of securities denominated in that currency. The overall impact of such a decline of foreign currency can be significant, unpredictable, and long lasting, depending on the currencies represented, how each one appreciates or depreciates in relation to the U.S. dollar, and whether currency positions are hedged. Under normal conditions, the Fund does not engage in extensive foreign currency hedging programs. Further, exchange rate movements are volatile, and it is not possible to effectively hedge the currency risks of many developing countries.

Foreign Securities Risk. To the extent a Fund is exposed to foreign securities, it is subject to various risks associated with such securities. Foreign securities are generally more volatile than their domestic counterparts, in part because of potential for higher political and economic risks, lack of reliable information

and fluctuations in currency exchange rates where investments are denominated in currencies other than the U.S. dollar. Certain events in foreign markets may adversely affect foreign and domestic issuers, including interruptions in the global supply chain, market closures, war, terrorism, natural disasters and outbreak of infectious diseases. Foreign securities also may be more difficult to resell than comparable U.S. securities because the markets for foreign securities are often less liquid. Even when a foreign security increases in price in its local currency, the appreciation may be diluted by adverse changes in exchange rates when the security's value is converted to U.S. dollars. Foreign withholding taxes also may apply and errors and delays may occur in the settlement process for foreign securities.

Securities of foreign companies in which the Fund invests generally carry more risk than securities of U.S. companies. The economies and financial markets of certain regions—such as Latin America, Asia, Europe and the Mediterranean region—can be highly interdependent and may decline at the same time. Certain European countries in which a Fund may invest have recently experienced significant volatility in financial markets and may continue to do so in the future. The potential departure of one or more countries from the European Union, such as the United Kingdom's departure from the European Union ("EU") (commonly known as "Brexit"), may have significant political and financial consequences for global markets and may adversely impact Fund performance. The long-term impact of Brexit is unknown and the risks related to Brexit could be more pronounced if one or more additional EU member states seek to leave the EU.

Other risks result from the varying stages of economic and political development of foreign countries; the differing regulatory environments, trading days, and accounting standards of foreign markets; and higher transaction costs. The Fund's investment in any country could be subject to governmental actions such as capital or currency controls, nationalizing a company or industry, expropriating assets, or imposing punitive taxes that would have an adverse effect on security prices and impair the Fund's ability to repatriate capital or income.

Futures Contract Risk. The value of a futures contract tends to increase and decrease in tandem with the value of the underlying instrument. The price of futures can be highly volatile; using them could lower total return, and the potential loss from futures can exceed the Fund's initial investment in such contracts. In addition, the value of the futures contract may not accurately track the value of the underlying instrument.

Government Securities Risk. Certain Funds invest in securities issued or guaranteed by the U.S. government or its agencies and instrumentalities (such as Ginnie Mae, Fannie Mae or Freddie Mac securities). Securities issued or guaranteed by Ginnie Mae, Fannie Mae or Freddie Mac are not issued directly by the U.S. government. Ginnie Mae is a wholly owned U.S. corporation that is authorized to guarantee, with the full faith and credit of the U.S. government, the timely payment of principal and interest of its securities. By contrast, securities issued or guaranteed by U.S. government-related organizations such as Fannie Mae and Freddie Mac are not backed by the full faith and credit of the U.S. government. No assurance can be given that the U.S. government would provide financial support to its agencies and instrumentalities if not required to do so by law. In addition, the value of U.S. government securities may be affected by changes in the credit rating of the U.S. government, which may be negatively impacted by rising levels of indebtedness. It is

possible that issuers of U.S. government securities will not have the funds to meet their payment obligations in the future.

Growth Investing Risk. Growth style investing includes the risk of investing in securities whose prices historically have been more volatile than other securities, especially over the short term. Growth stock prices reflect projections of future earnings or revenues and, if a company's earnings or revenues fall short of expectations, its stock price may fall dramatically. Growth stocks may lack dividends that could help cushion prices in a declining market. Growth style investing may be out of favor with investors from time to time and growth stocks may underperform the securities of other companies or the stock market in general.

High Yield Risk. High yield securities - commonly known as "junk bonds" - are considered predominantly speculative with respect to the issuer's continuing ability to make principal and interest payments. If the issuer of the security is in default with respect to interest or principal payments, the value of the Fund may be negatively affected. High yield securities may be more susceptible to real or perceived adverse economic conditions than investment grade securities, and they generally have more volatile prices and carry more risk to principal. In addition, high yield securities generally are less liquid than investment grade securities.

Inflation-Linked Security Risk. Inflation-linked debt securities, such as TIPS, are subject to the effects of changes in market interest rates caused by factors other than inflation (real interest rates). In general, the price of an inflation-linked security tends to decrease when real interest rates increase and can increase when real interest rates decrease. Interest payments on inflation-linked securities are unpredictable and will fluctuate as the principal and interest are adjusted for inflation. Any increase in the principal amount of an inflation-linked debt security will be considered taxable ordinary income, even though the Fund will not receive the principal until maturity.

There can also be no assurance that the inflation index used will accurately measure the real rate of inflation in the prices of goods and services. The Fund's investments in inflation-linked securities may lose value in the event that the actual rate of inflation is different than the rate of the inflation index. In addition, inflation-linked securities are subject to the risk that the Consumer Price Index for All Urban Consumers (CPI-U) or other relevant pricing index may be discontinued, fundamentally altered in a manner materially adverse to the interests of an investor in the securities, altered by legislation or Executive Order in a materially adverse manner to the interests of an investor in the securities or substituted with an alternative index.

Interest Rate Risk. Interest rate risk is the risk that prices of debt securities decline in value when interest rates rise for debt securities that pay a fixed rate of interest. Debt securities with longer durations or maturities tend to be more sensitive to changes in interest rates than debt securities with shorter durations or maturities. Changes in general economic conditions, inflation, and monetary policies, such as certain types of interest rate changes by the Federal Reserve, could affect interest rates and the value of some securities. The Fund may be subject to a greater risk of rising interest rates during periods of low interest rates or when inflation rates are high or rising.

Investing-in-Funds Risk. Each of the Thrivent Aggressive Allocation Fund, Thrivent Moderate Allocation Fund, Thrivent Moderately Aggressive Allocation Fund and Thrivent Moderately Conservative Allocation Fund (each, a "Thrivent Asset Allocation Fund") allocate their assets among certain other funds managed

by the Adviser or an affiliate ("Affiliated Funds"). From time to time, one or more of the Affiliated Funds may experience relatively large investments or redemptions due to reallocations or rebalancings by the Thrivent Asset Allocation Funds or other investors. These transactions may affect the Affiliated Funds since Affiliated Funds that experience redemptions as a result of reallocations or rebalancings may have to sell Fund securities and since Affiliated Funds that receive additional cash will have to invest such cash. These effects may be particularly important when one or more of the Thrivent Asset Allocation Funds owns a substantial portion of any Affiliated Fund. While it is impossible to predict the overall impact of these transactions over time, the performance of an Affiliated Fund may be adversely affected if the Affiliated Fund is required to sell securities or invest cash at inopportune times. These transactions could also increase transaction costs and accelerate the realization of taxable income if sales of securities resulted in gains. Because the Thrivent Asset Allocation Funds may own substantial portions of some Affiliated Funds, a redemption or reallocation by a Thrivent Asset Allocation Fund away from an Affiliated Fund could cause the Affiliated Fund's expenses to increase.

Investment Adviser Risk. The Funds are actively managed and the success of its investment strategy depends significantly on the skills of the Adviser in assessing the potential of the investments in which the Fund invests. The assessment of potential Fund investments may prove incorrect, resulting in losses or poor performance, even in rising markets.

Issuer Risk. Issuer risk is the possibility that factors specific to a company to which a Fund's portfolio is exposed will affect the market prices of the company's securities and therefore the value of the Fund. Some factors affecting the performance of a company include demand for the company's products or services, the quality of management of the company and brand recognition and loyalty. To the extent that a Fund invests in common stock, common stock of a company is subordinate to other securities issued by the company. If a company becomes insolvent, interests of investors owning common stock will be subordinated to the interests of other investors in and general creditors of, the company.

Large Cap Risk. Large-sized companies may be unable to respond quickly to new competitive challenges such as changes in technology. They may also not be able to attain the high growth rate of successful smaller companies, especially during extended periods of economic expansion.

Large Shareholder Risk. From time to time, shareholders of a Fund (which may include institutional investors, financial intermediaries, or affiliated Funds) may make relatively large redemptions or purchases of shares. These transactions may cause a Fund to sell securities at disadvantageous prices or invest additional cash, as the case may be. While it is impossible to predict the overall impact of these transactions over time, there could be adverse effects on a Fund's performance to the extent that a Fund may be required to sell securities or invest cash at times when it would not otherwise do so. Redemptions of a large number of shares also may increase transaction costs or have adverse tax consequences for shareholders of the Fund by requiring a sale of portfolio securities. In addition, a large redemption could result in a Fund's current expenses being allocated over a smaller asset base, leading to an increase in the Fund's expense ratio.

Leveraged Loan Risk. Leveraged loans are subject to the risks typically associated with debt securities. In addition, leveraged

loans, which typically hold a senior position in the capital structure of a borrower, are subject to the risk that a court could subordinate such loans to presently existing or future indebtedness or take other action detrimental to the holders of leveraged loans. Leveraged loans are also subject to the risk that the value of the collateral, if any, securing a loan may decline, be insufficient to meet the obligations of the borrower, or be difficult to liquidate. Some leveraged loans are not as easily purchased or sold as publicly-traded securities and others are illiquid, which may make it more difficult for the Fund to value them or dispose of them at an acceptable price. Below investment-grade leveraged loans are typically more credit sensitive. Also, some leveraged loans are known as “covenant lite” loans, which have contractual provisions that are more favorable to borrowers and provide less protection for lenders such as the Fund. As a result, the Fund could experience relatively greater difficulty or delays in enforcing its rights on its holdings of covenant lite loans than its holdings of loans with financial maintenance covenants, which may result in losses, especially during a downturn in the credit cycle. Covenant lite loans also generally provide fewer investor protections if certain criteria are breached. In the event of fraud or misrepresentation, the Fund may not be protected under federal securities laws with respect to leveraged loans that may not be in the form of “securities.”

Liquidity Risk. Liquidity is the ability to sell a security relatively quickly for a price that most closely reflects the actual value of the security. Certain securities (e.g., small-cap stocks, foreign securities, private equity funds, and high-yield bonds) often have a less liquid resale market. Liquid investments may become illiquid after purchase by the Adviser, particularly during periods of market turmoil. As a result, the Adviser may have difficulty selling or disposing of securities quickly in certain markets or may only be able to sell the holdings at prices substantially less than what the Adviser believes they are worth. Less liquid securities can also become more difficult to value. In addition, when there is illiquidity in the market for certain securities, the Fund, due to limitations on illiquid investments, may be subject to purchase and sale restrictions.

To the extent that dealers do not maintain inventories of bonds that keep pace with the growth of bond markets over time, relatively low levels of dealer inventories could lead to decreased liquidity and increased volatility in the fixed income markets, particularly during periods of economic or market stress. In addition, inventories of municipal bonds held by brokers and dealers have decreased in recent years, lessening their ability to make a market in these securities. As a result of this decreased liquidity, the Adviser may have to accept a lower price to sell a security, sell other securities to raise cash, or give up an investment opportunity, any of which could have a negative effect on performance.

Market Risk. Over time, securities markets generally tend to move in cycles with periods when security prices rise and periods when security prices decline. The value of a Fund's investments may move with these cycles and, in some instances, increase or decrease more than the applicable market(s) as measured by a Fund's benchmark index(es). The securities markets may also decline because of factors that affect a particular industry or market sector.

Price declines may occur in response to general market and economic conditions or events, including conditions and developments outside of the financial markets such as significant changes in interest and inflation rates and the availability of credit. In addition, domestic or global events, including

regulatory events, economic downturn, government shutdowns, the spread of an infectious illness such as the outbreak of COVID-19, public health crises, war, terrorism, social unrest, recessions, natural disasters or similar events could reduce consumer demand or economic output, result in market closures, travel restrictions or quarantines, and generally have a significant impact on the world economies, which in turn could adversely affect a Fund's investments. Any investment is subject to the risk that the financial markets as a whole may decline in value, thereby depressing the investment's price.

Mid Cap Risk. Medium-sized companies often have greater price volatility, lower trading volume, and less liquidity than larger, more-established companies. These companies tend to have smaller revenues, narrower product lines, less management depth and experience, smaller shares of their product or service markets, fewer financial resources, and less competitive strength than larger companies.

Money Market Fund Risk. You could lose money by investing in the Fund. Although the Fund seeks to preserve the value of your investment at \$1.00 per share, it cannot guarantee it will do so. An investment in the Fund is not a bank account and is not insured or guaranteed by the Federal Deposit Insurance Corporation or any other government agency. The Fund's sponsor is not required to reimburse the Fund for losses, and you should not expect that the sponsor will provide financial support to the Fund at any time, including during periods of market stress. While the Board of Trustees may implement procedures to impose a discretionary liquidity fee upon the sale of your shares in the future, the Board has not elected to do so at this time. Should the Board elect to do so, such change would only become effective after shareholders were provided with specific advance notice of the change in the Fund's policy and provided with the opportunity to redeem their shares in accordance with Rule 2a-7 before the policy change became effective.

Mortgage-Backed and Other Asset-Backed Securities Risk. The value of mortgage-related and asset-backed securities are influenced by the factors affecting the housing market and the assets underlying such securities. As a result, during periods of declining asset value, difficult or frozen credit markets, swings in interest rates, or deteriorating economic conditions, mortgage-related and asset-backed securities may decline in value, face valuation difficulties, become more volatile and/or become illiquid. In addition, both mortgage-backed and asset-backed securities are sensitive to changes in the repayment patterns of the underlying security. If the principal payment on the underlying asset is repaid faster or slower than the holder of the asset-backed or mortgage-backed security anticipates, the price of the security may fall, particularly if the holder must reinvest the repaid principal at lower rates or must continue to hold the security when interest rates rise. This effect may cause the value of the Fund to decline and reduce the overall return of the Fund. Mortgage-backed securities are also subject to extension risk, which is the risk that when interest rates rise, certain mortgage-backed securities are paid in full by the issuer more slowly than anticipated. This can cause the market value of the security to fall because the market may view its interest rate as low for a longer-term investment.

Municipal Bond Risk. A Fund's performance may be affected by political and economic conditions at the state, regional or federal level. These may include budgetary problems, decline in the tax base and other factors that may cause rating agencies to downgrade the credit ratings on certain issues. Bonds may also exhibit price fluctuations due to changes in interest rate or bond

yield levels. Some municipal bonds may be repaid prior to maturity if interest rates decrease. As a result, the value of a Fund's shares may fluctuate significantly in the short term. The amount of public information available about municipal bonds is generally less than for certain corporate equities or bonds, meaning that the investment performance of a Fund may be more dependent on the analytical abilities of the Adviser than funds that invest in stock or other corporate investments. A Fund may make significant investments in a particular segment of the municipal bond market or in the debt of issuers located in the same state or territory. Adverse conditions in such industry or location could have a correspondingly adverse effect on the financial condition of issuers. These conditions may cause the value of a Fund's shares to fluctuate more than the values of shares of funds that invest in a greater variety of investments.

Non-Diversified Risk. A Fund that is not "diversified" within the meaning of the 1940 Act may invest a greater percentage of its assets in the securities of any single issuer compared to other funds. A non-diversified portfolio is generally more susceptible than a diversified portfolio to the risk that events or developments affecting a particular issuer or industry will significantly affect the Fund's performance.

Other Funds Risk. The performance of Funds that invest in other funds is dependent, in part, upon the performance of the other funds. As a result, the Fund is subject to the same risks as those faced by the other funds' underlying portfolios. Those risks may include, among others, market risk, issuer risk, volatility risk, foreign securities risk, foreign currency risk, emerging markets risk, derivatives risk, credit risk, interest rate risk, high yield risk and investment adviser risk. As a shareholder of the Fund, you will bear your share of the Fund's operating expenses as well as the Fund's share of the other funds' operating expenses. Consequently, an investment in the Fund would result in higher aggregate operating costs than investing directly in other funds that are also portfolios.

Portfolio Turnover Rate Risk. A Fund may engage in active and frequent trading of portfolio securities in implementing its principal investment strategies. A high rate of portfolio turnover (100% or more) involves correspondingly greater expenses which are borne by the Fund and its shareholders and may also result in short-term capital gains taxable to shareholders. The expenses may include bid-ask spreads, dealer mark-ups, and other transactional costs on the sale of securities and reinvestment in other securities.

Preferred Securities Risk. There are certain additional risks associated with investing in preferred securities, including, but not limited to, preferred securities may include provisions that permit the issuer, at its discretion, to defer or omit distributions for a stated period without any adverse consequences to the issuer; preferred securities are generally subordinated to bonds and other debt instruments in a company's capital structure in terms of having priority to corporate income and liquidation payments, and therefore are subject to greater credit risk than more senior debt instruments; preferred securities may be substantially less liquid than many other securities, such as common stocks or U.S. Government securities; generally, traditional preferred securities offer no voting rights with respect to the issuing company unless preferred dividends have been in arrears for a specified number of periods, at which time the preferred security holders may elect a number of directors to the issuer's board; and in certain varying circumstances, an issuer of preferred securities may redeem the securities prior to a specified date.

Prepayment Risk. When interest rates fall, certain obligations are paid off by the obligor more quickly than originally anticipated, and a Fund may have to invest the proceeds in securities with lower yields. In periods of falling interest rates, the rate of prepayments tends to increase (as does price fluctuation) as borrowers are motivated to pay off debt and refinance at new lower rates. During such periods, reinvestment of the prepayment proceeds by the management team will generally be at lower rates of return than the return on the assets that were prepaid. Prepayment generally reduces the yield to maturity and the average life of the security.

Quantitative Investing Risk. Securities selected according to a quantitative analysis methodology can perform differently from the market as a whole based on the model and the factors used in the analysis, the weight placed on each factor and changes in the factor's historical trends. Such models are based on assumptions relating to these and other market factors, and the models may not take into account certain factors, or perform as intended, and may result in a decline in the value of the Fund's portfolio. If models or data used in the models are incorrect or incomplete, any decisions made in reliance thereon expose the Fund to potential risks. If incorrect market data is entered into even a well-founded model, the resulting information will be incorrect and could lead to losses for the Fund. For example, the data on which a model is based may be imprecise or become stale due to new events or changing circumstances. Market performance can be affected by non-quantitative factors (for example, investor fear or over-reaction or other emotional considerations) that are not easily integrated into quantitative analysis, which could adversely affect performance of these models and, in turn, the Fund. The performance of a model may also be impaired by technical issues with the construction and implementation of quantitative models such as software or other technology system malfunctions, or programming inaccuracies. Human judgment plays a role in building, utilizing, testing and modifying the financial algorithms and formulas underlying the models and accordingly such models are subject to the risk of human error and biases.

Real Estate Investment Trust ("REIT") Risk. REITs generally can be divided into three types: equity REITs, mortgage REITs and hybrid REITs (which combine the characteristics of equity REITs and mortgage REITs). Equity REITs will be affected by changes in the values of, and income from, the properties they own, while mortgage REITs may be affected by the credit quality of the mortgage loans they hold. All REIT types may be affected by changes in interest rates. The effect of rising interest rates is generally more pronounced for high dividend paying stock than for stocks that pay little or no dividends. This may cause the value of real estate securities to decline during periods of rising interest rates, which would reduce the overall return of the Fund. REITs are subject to additional risks, including the fact that they are dependent on specialized management skills that may affect the REITs' abilities to generate cash flows for operating purposes and for making investor distributions. REITs may have limited diversification and are subject to the risks associated with obtaining financing for real property. As with any investment, there is a risk that REIT securities and other real estate industry investments may be overvalued at the time of purchase. In addition, a REIT can pass its income through to its investors without any tax at the entity level if it complies with various requirements under the Internal Revenue Code. There is the risk, however, that a REIT held by the Fund will fail to qualify for this tax-free pass-through treatment of its income. By investing in REITs indirectly through the Fund, in addition to bearing a

proportionate share of the expenses of the Fund, you will also indirectly bear similar expenses of the REITs in which the Fund invests.

Redemption Risk. A Fund may need to sell portfolio securities to meet redemption requests. The Fund could experience a loss when selling portfolio securities to meet redemption requests if there is (i) significant redemption activity by shareholders, including, for example, when a single investor or few large investors make a significant redemption of Fund shares, (ii) a disruption in the normal operation of the markets in which the Fund buys and sells portfolio securities or (iii) an inability of the Fund to sell portfolio securities because such securities are illiquid. In such events, the Fund could be forced to sell portfolio securities at unfavorable prices in an effort to generate sufficient cash to pay redeeming shareholders.

Regulatory Risk. Legal, tax, and regulatory developments may adversely affect a Fund. Securities and futures markets are subject to comprehensive statutes, regulations, and margin requirements enforced by the SEC, other regulators and self-regulatory organizations, and exchanges, which are authorized to take extraordinary actions in the event of market emergencies. The regulatory environment is evolving, and changes in the regulation of investment funds, managers, and their trading activities and capital markets, or a regulator's disagreement with a Fund's interpretation of the application of certain regulations, may adversely affect the ability of the Fund to pursue its investment strategy, its ability to obtain leverage and financing, and the value of investments held by the Fund.

Repurchase Agreement Risk. A repurchase agreement, or repo, is a form of short-term borrowing that allows a dealer to sell securities to an investor, such as the Fund, and buy them back (usually the next day) at a slightly higher price. If the seller of a repurchase agreement defaults or is otherwise unable to fulfill its obligations, the Fund may incur losses as a result of selling the underlying securities, enforcing its rights, or a decline in the value of collateral.

Small Cap Risk. Smaller, less seasoned companies often have greater price volatility, lower trading volume, and less liquidity than larger, more established companies. A Fund may have difficulty selling holdings of these companies at a desired time and price. Smaller companies tend to have small revenues, narrower product lines, less management depth and experience, small shares of their product or service markets, fewer financial resources, and less competitive strength than larger companies. Such companies seldom pay significant dividends that could soften the impact of a falling market on returns. It may be a substantial period of time before a Fund could realize a gain, if any, on an investment in a small cap company.

Sovereign Debt Risk. Sovereign debt securities are issued or guaranteed by foreign governmental entities. These investments are subject to the risk that a governmental entity may delay or refuse to pay interest or repay principal on its sovereign debt, due, for example, to cash flow problems, insufficient foreign currency reserves, political considerations, the relative size of the governmental entity's debt position in relation to the economy or the failure to put in place economic reforms required by the International Monetary Fund or other multilateral agencies. If a governmental entity defaults, it may ask for more time in which to pay or for further loans. There is no legal process for collecting sovereign debts that a government does not pay nor are there

bankruptcy proceedings through which all or part of the sovereign debt that a governmental entity has not repaid may be collected.

Tax Risk. Changes in federal income tax laws or rates may affect both the net asset value of a Fund and the taxable equivalent interest generated from securities in a Fund. Since a Fund may invest in municipal securities subject to the federal alternative minimum tax without limitation, a Fund may not be suitable for investors who already are or could be subject to the federal alternative minimum tax.

Technology-Oriented Companies Risk. Common stocks of companies that rely extensively on technology, science or communications in their product development or operations may be more volatile than the overall stock market and may or may not move in tandem with the overall stock market. Technology, science and communications are rapidly changing fields, and stocks of these companies, especially of smaller and unseasoned companies, may be subject to more abrupt or erratic market movements than the stock market in general. These are significant competitive pressures among technology-oriented companies and the products or operations of such companies may become obsolete quickly. In addition, these companies may have limited product lines, markets or financial resources and the management of such companies may be more dependent upon one or a few key people.

Value Investing Risk. Value style investing includes the risk that stocks of undervalued companies may not rise as quickly as anticipated if the market doesn't recognize their intrinsic value or if value stocks are out of favor. Value style investing may be out of favor with investors from time to time and value stocks may underperform the securities of other companies or the stock market in general.

Glossary of Investment Terms

Dollar-Weighted Average Effective Maturity. Measure of the fund that is determined by calculating the average maturity of each debt security owned by the fund, weighting each security according to the amount that it represents in the fund. In addition, for asset-backed and mortgage-backed securities, as well as bonds with required prepayments or redemption rights, the calculation considers the expected prepayments of the underlying securities and/or the present value of a mandatory stream of prepayments.

Duration. A measure of price sensitivity of a bond or bond fund to changes in interest rates. While duration is similar to maturity in that the result is stated in years, it is a better indicator of price sensitivity than maturity since it takes into account the time value of future cash flows generated over the bond's life. Since duration can be computed for bond funds by using a weighted approach, the approximate effect on a bond fund's price can be estimated by multiplying the fund's duration by an expected change in interest rates. For example, if interest rates were to rise by 1%, the net asset value of a bond fund with an average duration of 5 years would be expected to fall 5%.

Fundamental Investment Research Techniques. Research techniques that generally assess a company or security's value based on a broad examination of financial data, quality of management, business concept and competition.

Leverage. Leverage occurs when a fund increases its assets available for investment, such as by using reverse repurchase agreements or other investment techniques, including short sales

and certain derivative transactions. In general, the use of leverage exposes the investor to a risk of loss that exceeds the amount invested.

Market Capitalization. Market capitalization is the most commonly used measure of the size and value of a company. It is computed by multiplying the current market price of a share of the company's stock by the total number of its shares outstanding.

Maturity. A bond fund has no real maturity, but it does have a dollar-weighted average effective maturity that represents an average of the effective maturities of the underlying bonds, with each bond's effective maturity "weighted" by the percent of fund assets it represents. For bonds that are most likely to be called before maturity, the effective maturity of a bond is usually the call date.

Quantitative Investment Research Techniques. Research techniques that generally focus on a company's financial statements and assess a company or security's value based on financial ratios that measure revenue, profitability and financial structure.

Technical Investment Research Techniques. Research techniques that generally involve the study of trends and movements in a security's price, trading volume and other market-related factors in an attempt to discern patterns.

Volatility. Volatility is a statistical measure of the dispersion of returns for a given security, market index or portfolio over a period of time.

Management of the Funds

Investment Adviser

The Funds are managed by Thrivent Asset Mgt., 901 Marquette Avenue, Suite 2500, Minneapolis, Minnesota 55402-3211. Thrivent Asset Mgt. had approximately \$30 billion in assets under management as of December 31, 2023. Thrivent Asset Mgt. is an indirect wholly owned subsidiary of Thrivent Financial for Lutherans (“Thrivent”). Thrivent and its affiliates have been in the investment advisory business since 1986 and had approximately \$150.7 billion in assets under management as of December 31, 2023.

Thrivent Asset Mgt. and Thrivent Mutual Funds received an exemptive order from the SEC that permits Thrivent Asset Mgt. and the Funds, with the approval of Thrivent Mutual Funds’ Board, to retain one or more subadvisers for the Funds, or subsequently change a subadviser, without submitting the respective investment subadvisory agreements, or material amendments to those agreements, to a vote of the shareholders of the applicable Fund. Thrivent Asset Mgt. will notify shareholders of a Fund of any change in the identity of the subadviser for a Fund.

Management Fees

Each Fund pays an annual management fee to the Adviser. The Adviser received the following management fees during the Fund’s most recent fiscal year, expressed as a percentage of the Fund’s average daily net assets.¹

Fund	Management Fee
Thrivent Aggressive Allocation Fund ²	0.73%
Thrivent Balanced Income Plus Fund	0.55%
Thrivent Diversified Income Plus Fund	0.52%
Thrivent Global Stock Fund	0.56%
Thrivent Government Bond Fund	0.40%
Thrivent High Income Municipal Bond Fund.....	0.50%
Thrivent High Yield Fund	0.39%
Thrivent Income Fund	0.34%
Thrivent International Allocation Fund.....	0.67%
Thrivent Large Cap Growth Fund	0.65%
Thrivent Large Cap Value Fund	0.45%
Thrivent Limited Maturity Bond Fund.....	0.28%
Thrivent Low Volatility Equity Fund	0.60%
Thrivent Mid Cap Growth Fund	0.75%
Thrivent Mid Cap Stock Fund	0.60%
Thrivent Mid Cap Value Fund	0.75%
Thrivent Moderate Allocation Fund ²	0.62%
Thrivent Moderately Aggressive Allocation Fund ²	0.67%
Thrivent Moderately Conservative Allocation Fund ²	0.59%
Thrivent Money Market Fund ³	0.24%
Thrivent Multidimensional Income Fund.....	0.55%
Thrivent Municipal Bond Fund	0.41%
Thrivent Opportunity Income Plus Fund.....	0.44%

Fund	Management Fee
Thrivent Small Cap Growth Fund.....	0.80%
Thrivent Small Cap Stock Fund	0.63%

- ¹ Thrivent Asset Mgt. reimbursed certain expenses of some of the Funds. This table does not reflect the effects of any reimbursements.
- ² The Adviser has contractually agreed, for as long as the current fee structure is in place and through at least February 28, 2025, to waive an amount equal to any management fees indirectly incurred by the Fund as a result of its investment in any other mutual fund for which the Adviser or an affiliate serves as investment adviser, other than Thrivent Cash Management Trust.
- ³ Management Fees have been restated to reflect estimated fees anticipated to be incurred in the current fiscal year.

Certain of the Funds have breakpoints, which you can learn more about by consulting the SAI. In addition, the Trust’s annual report (in the case of Thrivent Diversified Income Plus Fund and Thrivent Multidimensional Income Fund) and semiannual report (in the case of the other Funds) each discuss the basis for the Board’s approval of the investment adviser agreement between the Trust and the Adviser.

The Adviser may voluntarily reimburse expenses or waive all or a portion of the management fees of Thrivent Money Market Fund from time to time, including to avoid a negative yield. Any such voluntary expense reimbursement or waiver could be implemented, increased or decreased, or discontinued at any time. There is no guarantee that Thrivent Money Market Fund will be able to avoid a negative yield.

Administrative Service Fee

The Adviser is responsible for providing certain administrative and accounting services to the Funds. Each Fund pays the Adviser a fee equal to the sum of \$80,000 (\$70,000 prior to January 1, 2024) plus 0.017% of the Fund’s average daily net assets for providing such services to the Fund. See “Other Services—Administration Contract” in the SAI for additional information.

Portfolio Management

Information about the portfolio managers who are jointly and primarily responsible for the day-to-day management for each of the Funds is shown below. The SAI for the Funds provides information about the portfolio managers’ compensation, other accounts managed by the portfolio managers, and the portfolio managers’ ownership of shares of the Funds.

Thrivent Aggressive Allocation Fund, Thrivent Moderate Allocation Fund, Thrivent Moderately Aggressive Allocation Fund, Thrivent Moderately Conservative Allocation Fund

Name	Industry Experience
Stephen D. Lowe, CFA	Industry professional since 1996; joined Thrivent in 1997
David S. Royal	Industry professional since 1997; joined Thrivent in 2006
David R. Spangler, CFA	Industry professional since 1989; joined Thrivent in 2002

Thrivent Balanced Income Plus Fund, Thrivent Diversified Income Plus Fund

Name	Industry Experience
Stephen D. Lowe, CFA	Industry professional since 1996; joined Thrivent in 1997
David R. Spangler, CFA	Industry professional since 1989; joined Thrivent in 2002
Theron G. Whitehorn, CFA	Industry professional since 2002; joined Thrivent in 2018

Thrivent Global Stock Fund

Name	Industry Experience
Kurt J. Lauber, CFA	Industry professional since 1990; joined Thrivent in 2004
Noah J. Monsen, CFA	Industry professional since 2008; joined Thrivent in 2000
Lauri A. Brunner	Industry professional since 1983; joined Thrivent in 2007
David R. Spangler, CFA	Industry professional since 1989; joined Thrivent in 2002

Thrivent Government Bond Fund

Name	Industry Experience
Kent L. White, CFA	Industry professional since 1999; joined Thrivent in 1999
Jon-Paul (JP) Gagne	Industry professional since 2004; joined Thrivent in 2018

Thrivent High Income Municipal Bond Fund, Thrivent Municipal Bond Fund

Name	Industry Experience
Johan Å. Åkesson, CFA	Industry professional since 1993; joined Thrivent in 1993
Stephanie L. Woeppel	Industry professional since 2004; prior to joining Thrivent in 2022, at Northern Trust from 2012 to 2022

Thrivent High Yield Fund

Name	Industry Experience
Paul J. Ocenasek, CFA	Industry professional since 1987; joined Thrivent in 1987
Paul S. Tommerdahl, CFA	Industry professional since 2008; joined Thrivent in 2016

Thrivent Income Fund

Name	Industry Experience
Kent L. White, CFA	Industry professional since 1999; joined Thrivent in 1999
Cortney L. Swensen, CFA	Industry professional since 2005; joined Thrivent in 2011

Thrivent International Allocation Fund

Name	Industry Experience
Noah J. Monsen, CFA	Industry professional since 2008; joined Thrivent in 2000
Brian W. Bomgren, CQF	Industry professional since 2006; joined Thrivent in 2006
Jing Wang, CFA	Industry professional since 2008; prior to joining Thrivent in 2019, at Pine River Capital Management from 2008 to 2019
Shu Guo	Industry professional since 2011; prior to joining Thrivent in 2022, at Pine River Capital Management from 2011 to 2022

Thrivent Large Cap Growth Fund

Name	Industry Experience
Lauri A. Brunner	Industry professional since 1993; joined Thrivent in 2007
Jaimin Soni	Industry professional since 2008; prior to joining Thrivent in 2019, at Aristotle Atlantic Partners from 2017 to 2019

Thrivent Large Cap Value Fund

Name	Industry Experience
Kurt J. Lauber, CFA	Industry professional since 1990; joined Thrivent in 2004
Thomas C. Lieu, CFA	Industry professional since 1997; prior to joining Thrivent in 2019, at Westwood Management from 2010 to 2019

Thrivent Limited Maturity Bond Fund

Name	Industry Experience
Cortney L. Swensen, CFA	Industry professional since 2005; joined Thrivent in 2011
Jon-Paul (JP) Gagne	Industry professional since 2004; joined Thrivent in 2018

Thrivent Low Volatility Equity Fund

Name	Industry Experience
Noah J. Monsen, CFA	Industry professional since 2008; joined Thrivent in 2000
Brian W. Bomgren, CQF	Industry professional since 2006; joined Thrivent in 2006
Jing Wang, CFA	Industry professional since 2008; prior to joining Thrivent in 2019, at Pine River Capital Management from 2008 to 2019

Thrivent Mid Cap Growth Fund

Name	Industry Experience
Siddharth Sinha, CFA	Industry professional since 2012; joined Thrivent in 2015
Mark C. Militello, CFA	Industry professional since 1996; prior to joining Thrivent in 2022, at Fort Washington Investment Advisors from 2015 to 2022

Thrivent Mid Cap Stock Fund

Name	Industry Experience
Brian J. Flanagan, CFA	Industry professional since 1993; joined Thrivent in 1994
Vikram Kaura	Industry professional since 1999; joined Thrivent in 2017
J.P. McKim, CFA	Industry professional since 2011; prior to joining Thrivent in 2019, at Piper Jaffray & Co from 2015 to 2019

Thrivent Mid Cap Value Fund

Name	Industry Experience
Graham Wong, CFA	Industry professional since 2001; joined Thrivent in 2013
Nicholas E. Griffith, MD, CFA	Industry professional since 2010; prior to joining Thrivent in 2021, at Huber Capital Management from 2016 to 2021

Thrivent Money Market Fund

Name	Industry Experience
William D. Stouten	Industry professional since 1993; joined Thrivent in 2001

Thrivent Multidimensional Income Fund, Thrivent Opportunity Income Plus Fund

Name	Industry Experience
Stephen D. Lowe, CFA	Industry professional since 1996; joined Thrivent in 1997
Kent L. White, CFA	Industry professional since 1999; joined Thrivent in 1999
Theron G. Whitehorn, CFA	Industry professional since 2002; joined Thrivent in 2018

Thrivent Small Cap Growth Fund

Name	Industry Experience
Michael P. Hubbard	Industry professional since 2007; joined Thrivent in 2018
Patrick D. Farley, CFA	Industry professional since 2018; joined Thrivent in 2018

Thrivent Small Cap Stock Fund

Name	Industry Experience
Matthew D. Finn, CFA	Industry professional since 1985; joined Thrivent in 2004
James M. Tinucci, CFA	Industry professional since 2008; joined Thrivent in 2014
Katelyn R. Young, CPA	Industry professional since 2010; prior to joining Thrivent in 2022, at William Blair from 2014 to 2022

Personal Securities Investments

Personnel of Thrivent Asset Mgt. may invest in securities for their own account pursuant to codes of ethics that establish procedures for personal investing and restrict certain transactions. Transactions in securities that may be held by the Funds are permitted by Thrivent Asset Mgt., subject to compliance with applicable provisions under the applicable codes of ethics.

Trademarks

BLOOMBERG, Bloomberg Indices and Bloomberg Fixed Income Indices (the "Indices") are trademarks or service marks of Bloomberg Finance L.P. Bloomberg Finance L.P. and its affiliates, including Bloomberg Index Services Limited, the administrator of the Indices (collectively, "Bloomberg") or Bloomberg's licensors own all proprietary rights in the Indices. Bloomberg does not guarantee the timeliness, accuracy or completeness of any data or information relating to the Indices. Bloomberg makes no warranty, express or implied, as to the Indices or any data or values relating thereto or results to be obtained therefrom, and

expressly disclaims all warranties of merchantability and fitness for a particular purpose with respect thereto.

Global Industry Classification standard ("GICS") was developed by and is the exclusive property and a service mark of MSCI Inc. ("MSCI") and Standard & Poor's, a division of The McGraw-Hill Companies, Inc. ("S&P"), and is licensed for use by the Funds. Neither MSCI, S&P nor any third party involved in making or compiling the GICS or any GICS classifications makes any express or implied warranties or representations with respect to such standard or classification (or the results to be obtained by the use thereof), and all such parties hereby expressly disclaim all warranties or originality, accuracy, completeness, merchantability, and fitness for a particular purpose with respect to any of such standard or classification. Without limiting any of the foregoing, in no event shall MSCI, S&P, any of their affiliates or any third party involved in making or compiling the GICS or any GICS classifications have any liability for any direct, indirect, special, punitive, consequential or any other damages (including lost profits) even if notified of the possibility of such damages.

MSCI makes no express or implied warranties or representations and shall have no liability whatsoever with respect to any MSCI data contained herein. The MSCI data may not be further redistributed or used as a basis for other indexes or any securities or financial products. This prospectus is not approved, endorsed, reviewed, or produced by MSCI. None of the MSCI data is intended to constitute investment advice or a recommendation to make (or refrain from making) any kind of investment decision and may not be relied on as such.

Although MSCI shall obtain information for inclusion in or for use in the calculation of the MSCI Indexes from sources that MSCI considers reliable, neither MSCI, nor any of its affiliates, nor any of its information providers or any other third party involved in, or related to, compiling, computing or creating any MSCI Index (collectively, the "MSCI Parties") warrants or guarantees the originality, accuracy and/or the completeness of any MSCI Index or any data included therein. None of the MSCI Parties makes any warranty, express or implied, as to results to be obtained by the issuer of the fund, owners of the fund, or any other person or entity, from the use of any MSCI Index or any data included therein. None of the MSCI Parties shall have any liability for any errors, omissions, or interruptions of or in connection with any MSCI Index or any data included therein. Further, none of the MSCI Parties makes any express or implied warranties of any kind, and the MSCI Parties hereby expressly disclaim all warranties of merchantability and fitness for a particular purpose, with respect to each MSCI Index and any data included therein. Without limiting any of the foregoing, in no event shall any of the MSCI Parties have any liability for any direct, indirect, special, punitive, consequential or any other damages (including lost profits) even if notified of the possibility of such damages.

Frank Russell Company is the source and owner of the trademarks, service marks and copyrights related to the Russell Indexes. Russell® is a trademark of Frank Russell Company. Russell 2000®, Russell 2000® Growth, Russell Midcap®, Russell Midcap® Growth, Russell Midcap® Value, Russell 1000®, Russell 1000® Value, and Russell 1000® Growth is/are a trademark(s) of the relevant LSE Group companies and is/are used by any other LSE Group company under license. All rights in the FTSE Russell

indexes or data vest in the relevant LSE Group company which owns the index or the data. Neither London Stock Exchange Group plc and its group undertakings (collectively the "LSE Group") nor its licensors accept any liability for any errors or omissions in the indexes or data and no party may rely on any indexes or data contained in this communication. No further distribution of data from the LSE Group is permitted without the relevant LSE Group company's express written consent. The LSE Group does not promote, sponsor, or endorse the content of this communication.

The S&P 500® Index, S&P SmallCap 600® Index, S&P SmallCap 600 Growth Index, S&P MidCap 400® Index, S&P MidCap 400 Growth Index, S&P MidCap 400 Value Index, S&P 500 Growth Index, S&P 500 Value Index, and S&P U.S. Preferred Stock Index are products of S&P Dow Jones Indices LLC and/or its affiliates and have been licensed for use by the Funds. Copyright © 2024 S&P Dow Jones Indices LLC, a subsidiary of McGraw Hill Financial Inc., and/or its affiliates. All rights reserved.

Redistribution, reproduction and/or photocopying in whole or in part are prohibited without written permission of S&P Dow Jones Indices LLC. For more information on any of S&P Dow Jones indices LLC's indices please visit spdj.com. S&P® is a registered trademark of Standard & Poor's Financial Services LLC and Dow Jones® is a registered trademark of Dow Jones Trademark Holdings LLC. Neither S&P Dow Jones Indices LLC, Dow Jones Trademark Holdings, LLC their affiliates nor their third party licensors make any representation or warranty, express or implied, as to the ability of any index to accurately represent the asset class or market sector that it purports to represent and neither S&P Dow Jones Indices LLC, Dow Jones Trademark Holdings LLC, their affiliates nor their third party licensors shall have any liability for any errors, omissions, or interruptions of any index or the data included therein.

This prospectus may contain information obtained from third parties, including ratings from credit ratings agencies such as Standard & Poor's. Reproduction and distribution of third party content in any form is prohibited except with the prior written permission of the related third party. Third party content providers do not guarantee the accuracy, completeness, timeliness, or availability of any information, including ratings, and are not responsible for any errors or omissions (negligent or otherwise), regardless of the cause, or for the results obtained from the use of such content. THIRD PARTY CONTENT PROVIDERS GIVE NO EXPRESS OR IMPLIED WARRANTIES, INCLUDING, BUT NOT LIMITED TO, ANY WARRANTIES OF MERCHANTABILITY OR FITNESS FOR A PARTICULAR PURPOSE OR USE. THIRD PARTY CONTENT PROVIDERS SHALL NOT BE LIABLE FOR ANY DIRECT, INDIRECT, INCIDENTAL, EXEMPLARY, COMPENSATORY, PUNITIVE, SPECIAL OR CONSEQUENTIAL DAMAGES, COSTS, EXPENSES, LEGAL FEES, OR LOSSES (INCLUDING LOST INCOME OR PROFITS AND OPPORTUNITY COSTS OR LOSSES CAUSED BY NEGLIGENCE) IN CONNECTION WITH ANY USE OF THEIR CONTENT, INCLUDING RATINGS. Credit ratings are statements of opinions and are not statements of fact or recommendations to purchase, hold, or sell securities. They do not address the suitability of securities or the suitability of securities for investment purposes and should not be relied on as investment advice.

Shareholder Information

How to Contact Us

Internet:
thriventfunds.com

Telephone:
800-847-4836

Applications, Redemptions, Exchanges & Other Requests:
Thrivent Mutual Funds
P.O. Box 219348
Kansas City, Missouri 64121-9348

Additional Investments:
Thrivent Mutual Funds
P.O. Box 219334
Kansas City, Missouri 64121-9334

Express Mail:
Thrivent Mutual Funds
430 West 7th Street
Kansas City, Missouri 64105

Fax:
866-278-8363

Wire Transfer Instructions:
State Street Corp.
225 Franklin Street
Boston, MA 02101
ABA #011000028
Account #4195-538-6

Credit:
Thrivent Financial Investor Services Inc. as Agent for the
benefit of Thrivent Mutual Funds

Further Credit:
[Name of the Fund]
[Shareholder Account Number]
[Shareholder Registration/Name]

Pricing Fund Shares

The price of a Fund's shares is based on the Fund's net asset value ("NAV"). Each Fund determines its NAV for a particular class of shares once daily at the close of regular trading on the New York Stock Exchange ("NYSE"), which is normally 4:00 p.m. Eastern time. If the NYSE has an unscheduled early close but certain other markets remain open until their regularly scheduled closing time, the NAV may be determined as of the regularly scheduled closing time of the NYSE. If the NYSE and/or certain other markets close early due to extraordinary circumstances (e.g., weather, terrorism, etc.), the NAV may be calculated as of the early close of the NYSE and/or certain other markets. The NAV generally will not be determined on days when, due to extraordinary circumstances, the NYSE and/or certain other markets do not open for trading. The Funds generally do not determine NAV on holidays observed by the NYSE or on any other day when the NYSE is closed. The NYSE is regularly closed on Saturdays and Sundays, New Year's Day, Martin Luther King, Jr. Day, Presidents' Day, Good Friday, Memorial Day, Juneteenth,

Independence Day, Labor Day, Thanksgiving Day and Christmas Day. The price at which you purchase or redeem shares of a Fund is based on the next calculation of the NAV after the Fund receives your purchase or redemption request in good order.

Thrivent Money Market Fund seeks to maintain a stable \$1.00 NAV, pursuant to procedures established by the Board, and generally utilizes the amortized cost method. Valuing securities held by Thrivent Money Market Fund on the basis of amortized cost (which approximates market value) involves a constant amortization of premium or accretion of discount to maturity. This method is explained further in the SAI. The Fund will not value a security at amortized cost, but will instead make a fair value determination for such security, if it determines that amortized cost is not approximately the same as the fair value of the security.

Each other Fund determines the NAV for a particular class by dividing the total Fund assets attributable to that class, less all liabilities attributable to such class, by the total number of outstanding shares of that class. To determine the NAV, the other Funds generally value their securities at current market value using readily available market prices. If market prices are not readily available or if the Adviser determines that they are not reliable, the Board has designated the Adviser to make fair valuation determinations in accordance with Rule 2a-5 under the 1940 Act. Fair valuation of a particular security is an inherently subjective process, with no single standard to utilize when determining a security's fair value. In each case where a security is fair valued, consideration is given to the facts and circumstances relevant to the particular situation. This consideration includes a review of various factors set forth in the pricing policies. For any portion of a Fund's assets that are invested in other mutual funds, the NAV is calculated based upon the NAV of the mutual funds in which the Fund invests, and the prospectuses for those mutual funds explain the circumstances under which they will use fair value pricing and the effects of such a valuation.

Because many foreign markets close before the U.S. markets, significant events may occur between the close of the foreign market and the close of the U.S. markets, when the Fund's assets are valued, that could have a material impact on the valuation of foreign securities (*i.e.*, available price quotations for these securities may not necessarily reflect the occurrence of the significant event). The Adviser evaluates the impact of these significant events and adjusts the valuation of foreign securities to reflect the fair value as of the close of the U.S. markets to the extent that the available price quotations do not, in the Adviser's opinion, adequately reflect the occurrence of the significant events. For more information about how the Funds discourage abusive trading practices (including those that may attempt to take advantage of significant events, the occurrence of which are not necessarily reflected in available price quotations of foreign securities), please see the section entitled "Frequent Trading Policies and Monitoring Processes" in this Prospectus.

Overview of Share Classes

Thrivent Mutual Funds offer Class S shares for each of the Funds and Class A shares for most of the Funds. There is no sales charge imposed in connection with the purchase or exchange of Class S shares, and such shares are not subject to any Rule 12b-1 fees. In contrast, Class A shares are subject to sales charges and Rule 12b-1 fees, although sales charges or Rule 12b-1 fees may be reduced or removed for the purchase and exchange of some Funds. Because the sales charges and expenses vary between the Class S shares and Class A shares, performance will vary with respect to each class.

You may purchase, redeem or exchange shares of the Funds in several ways. Shares may be purchased, redeemed or exchanged through a broker-dealer or financial intermediary who maintains a selling agreement with the Funds' principal underwriter, Thrivent Distributors, LLC ("Thrivent Distributors"), as well as through certain retirement plans and deferred compensation plans. Shares also may be purchased, redeemed or exchanged through mail; telephone; the Internet; the mobile app; wire/ACH transfer; or an Automatic Investment, Redemption or Exchange Plan. New purchases of Class A shares are available only to certain accounts maintained with certain broker-dealers who have elected to offer Class A shares; existing Class A shareholders may make additional purchases of Class A shares.

Thrivent Mutual Funds has authorized certain broker-dealers to receive purchase and redemption orders on the Funds' behalf, and such broker-dealers are authorized to designate other intermediaries to receive orders on the Funds' behalf. Such broker-dealers and intermediaries may charge fees for effecting transactions or for other services. If your Thrivent Mutual Funds shares are held in an account subject to a broker-dealer's investment advisory program or an account service fee agreement, please contact your financial professional for information about these fees and the services available for the different fees or for help with transactions in, or changes to, your Thrivent Mutual Funds account.

Class S shares may be available through certain fee-based investment advisory programs sponsored by broker-dealers or financial intermediaries. Class S shares also may be purchased, redeemed or exchanged through certain broker-dealers or intermediaries who maintain selling agreements with Thrivent Distributors, subject to an account service fee for certain services provided by the broker-dealer and their financial professionals. If a shareholder elects to pay such an account service fee, the shareholder will pay such fee directly to the broker-dealer from the shareholder's account (the fee is not deducted from the Thrivent Mutual Funds).

For Class S shares, if you do not utilize the services of a broker-dealer or financial professional, or if you want to terminate an account service fee agreement, you will manage your Thrivent Mutual Funds account online at thriventfunds.com or you may call the Thrivent Mutual Funds Interaction Center ("Interaction Center") at 800-847-4836.

Buying Shares

Opening an Account

You must open an account for each Fund that you want to purchase. If you have questions about the Funds or if you would like assistance with opening an account, please contact your financial professional or call the Interaction Center at 800-847-4836.

Generally, you can purchase multiple Funds under one account registration type (e.g., an IRA). How you register your account with the Funds can affect your legal interests as well as the rights and interests of your family and beneficiaries. You should always consult with your legal and/or tax advisor to determine the account registration type that best meets your needs. You must clearly identify the type of account you want on your application. Additional documentation may be necessary on any account, including accounts such as a corporation, trust, estate, custodianship, guardianship, partnership or pension and profit sharing plan. Your ability to transfer Fund shares to another broker-dealer is limited to those broker-dealers with whom Thrivent Distributors maintains a selling agreement. In the event that your account has been abandoned or is no longer supported by your broker-dealer, we will assist you in finding an alternative broker-dealer or exchanging your shares, as appropriate.

Required Minimum Investments

Regular Account	Initial Purchase	Additional Purchases
All Funds	\$2,000	\$50
IRA or Tax-Deferred Plan		
All Funds	\$1,000	\$50
Employer Sponsored Qualified Plans		No Minimum Requirement
Automatic Investment Plan		Minimum Monthly Amount Per Fund Account Number
All Funds		\$50

Please note that these minimums are not applicable to investors in certain fee-based investment advisory programs that utilize Class S shares.

Class A Sales Charges

Class A shares of Thrivent Government Bond Fund are closed to all purchases and exchanges into the Fund, other than the reinvestment of dividends by current Class A shareholders in the Fund. Class A of both Thrivent Limited Maturity Bond Fund and Thrivent Money Market Fund are offered without an initial sales charge. The table below shows the sales charges you will pay if you purchase Class A shares of the other Funds.

When You Invest This Amount	This % is Deducted for Sales Charges	Which Equals This % of Your Investment*
Less than \$50,000 . .	4.5%	4.71%
\$50,000 and above but less than \$100,000	3.5%	3.63%
\$100,000 and above but less than \$250,000	2.5%	2.56%
\$250,000 and above but less than \$500,000	1.5%	1.52%
\$500,000 and above but less than \$1,000,000	1.0%	1.01%
\$1,000,000 or more .	0%	0%

* The actual sales charge that may be paid by the investor may differ slightly from the sales charge shown above due to rounding that occurs in the calculation of the offering price and in the number of shares purchased.

Ways to Eliminate or Reduce the Initial Class A Sales Charges

- **Rights of Accumulation:** You can combine the value of existing Class A and Class S share accounts (except the Excluded Shares as defined directly below) of Thrivent Mutual Funds in any eligible account type that you or others that reside at the same mailing address (“household”) own for the purpose of calculating the sales charge. To ensure you receive any applicable reduced sales charge through Rights of Accumulation, you must notify us at the time of purchase of the other existing accounts, and we may ask you to provide us with account statements of these accounts.

Shares not eligible for Rights of Accumulation privileges include Thrivent Limited Maturity Bond Fund, Thrivent Money Market Fund and shares purchased directly by you or a member of your household through thriventfunds.com (“Excluded Shares”).

The value of all shares in any multi-participant employer-sponsored retirement plan and certain corporate and partnership accounts (except for the Excluded Shares) are not available for individual Rights of Accumulation, but rather will be accumulated for the purpose of determining the sales charge for shares purchased through that retirement plan or organization.

- **Automatic Reinvestments:** Shares that you purchase by automatically reinvesting dividends or capital gains distributions from Class A shares of the Funds will not be subject to any initial sales charge.
- **Thirteen-month Letter of Intent:** If you or a member of your household intend to purchase at least \$50,000 of Class A shares of one or more of the Funds (except for Excluded Shares) within a 13-month period, you may sign a Letter of Intent and receive the reduced Class A sales charge on these purchases. The total amount of your intended purchases will determine the sales charge that will apply. Purchases made within 90 days prior to the execution of the

Letter of Intent within Class A shares and Class S (the “90-day purchases”) will be used for purposes of meeting the applicable threshold (e.g., \$50,000). The 13-month period will begin on the trade date of the first 90-day purchase.

You may combine the value of all existing Class A and Class S share accounts (except for Excluded Shares) in any eligible account type that you or a member of your household own for purposes of determining the amount that must be purchased to satisfy your commitment under the Class A Letter of Intent. Accounts will be valued as of the day before the start date of the 13-month period. You must notify us, however, of the other existing accounts, and we may ask that you provide account statements for these other accounts. Please note that shares held in certain types of accounts (e.g., multi-participant employer-sponsored retirement plans and certain partnership and corporate accounts) are not included for purposes of taking advantage of reduced sales charges offered by a Letter of Intent.

The Fund will hold a certain portion of your investment in escrow until your commitment is met. If your commitment is not met, a portion of your investment will be redeemed to satisfy the higher Class A sales charge applicable to the amount actually purchased.

The Funds may waive your commitment in the Letter of Intent if the Funds place restrictions on future purchases of Fund shares that impair your ability to fulfill your commitment.

- **Purchases by Tax-exempt Organizations:** Shares of any Fund are available at one-half of the regular Class A sales charge, if any, if purchased by organizations qualifying for tax-exemption under Sections 501(c)(3) and 501(c)(13) of the Internal Revenue Code. You must notify us, at the time of initial purchase, if you are a tax-exempt organization under either 501(c)(3) or 501(c)(13). In addition, we may require that you provide proof of your tax-exempt status.
- **Periodic Waiver or Reduction of Initial Sales Charge:** Thrivent Distributors may, from time to time, waive or reduce the initial Class A sales charge on certain shares offered uniformly to the public for specific time periods as specified in the disclosure documents of the applicable Fund (e.g., prospectus or supplement to the prospectus).
- **Certain Retirement Plans:** Thrivent Distributors may waive the sales charge for purchases of Class A shares by certain retirement plan accounts.
- **Certain Financial Intermediaries:** Thrivent Distributors may waive the Class A sales charge for shares purchased by certain banks, broker-dealers and other financial institutions, which have entered into an agreement with Thrivent Distributors or one of its affiliates, on behalf of clients participating in a fund supermarket, asset allocation program or other program.
- **Information on the Funds’ Website:** Information regarding the ways to eliminate or reduce the initial Class A sales charges is also available at thriventfunds.com, including hyperlinks that facilitate access to the information.

Placing an Order

Shares of the Funds are issued on days that the NYSE is open, which generally are weekdays other than national holidays. If you are not purchasing through an omnibus or networked account,

your order will be considered received when it is received by the transfer agent in good order. If you are purchasing through an omnibus or networked account, your order will be considered received when an authorized broker (or its authorized designee) receives it in good order. Good order means that your instructions and any required payment have been received by the transfer agent or an authorized broker (or its authorized designee) in the form required by the Funds, including the name of the Fund, the account number, the amount of the transaction, and all required signatures. Orders received in good order by the transfer agent, or by an authorized broker (or its authorized designee) for omnibus or networked accounts, before the close of trading on the NYSE (generally 4:00 p.m. Eastern time) will be processed at the NAV calculated that day, less any sales charge applicable to Class A shares. The Fund, its transfer agent, or any other authorized Fund agent may, in its sole discretion, determine whether any particular transaction request is in good order and reserves the right to change or waive any good order requirement at any time.

Purchases by Employer Sponsored Qualified Plans and IRAs or Other Tax-Deferred Plans

While SEP and SIMPLE plans (for Class A and S) and 403 (b) plans (for Class A only) do not have a required minimum investment amount for purchases, we reserve the right to limit purchases to a single Fund until a minimum investment of \$1,000 is achieved. In addition, the required minimum investment on a purchase for IRAs or other Tax-Deferred Plans, as disclosed above in "Required Minimum Investments," may be waived.

Purchase Policies

Your payment must be in U.S. dollars drawn on a U.S. bank. Thrivent Mutual Funds does not accept cash, virtual currency, traveler's checks, debit/credit cards, credit card courtesy checks or most third-party and starter/counter checks. If you purchase shares by check, electronic funds transfer (other than bank wire) or automatic investment plan and you elect to redeem those shares soon after their purchase, a Fund may delay paying the redemption proceeds for up to 10 days from the date of purchase to allow the Fund to collect payment for the purchase of shares.

The Funds and Thrivent Distributors reserve the right to suspend the offering of shares for a period of time and the right to reject any specific purchase of shares.

Under applicable anti-money laundering rules and other regulations, the Fund, its transfer agent, or any other authorized Fund agent may suspend, restrict or cancel your purchase order and withhold the monies.

The Funds have implemented procedures designed to reasonably ensure that instructions are genuine. Procedures that may be used include, but are not limited to, recording telephone conversations, logging electronic activity, using software to verify bank information, verifying certain personal information and supplying transaction verification information. Please note, however, that the Funds will not be liable for losses suffered by a shareholder that result from following instructions reasonably believed to be authentic after verification pursuant to these procedures. If an account has multiple owners, the Funds may rely on the instructions of any one account owner.

Initial Purchases

You may purchase initial shares through:

- A financial professional;
- Mail;
- Telephone;
- Internet;
- Mobile app; or
- Wire/ACH transfer.

During periods of extreme volume caused by dramatic economic or stock market changes or due to unforeseen technology issues, it is possible that you may have difficulty reaching the Interaction Center by phone or Internet for short periods of time.

Initial Purchases by Mail

(See "How to Contact Us" for address information)

To buy shares of the Funds by mail:

- Complete and submit your new account application for each different account registration. If you do not complete the application properly, your purchase may be delayed or rejected.
- Make your check payable to the Fund you are buying. If more than one Fund, make your check payable to "Thrivent Mutual Funds."

Initial Purchases by Telephone

To buy initial shares of the Funds by telephone, please note the following:

- Complete and submit your new account application for each different account registration. If you do not complete the application properly, your purchase may be delayed or rejected.
- Complete all of the bank information required on the application so that you may call the Fund to withdraw money from your bank checking or savings account to make your investment.
- This feature may not be available on certain accounts.

Initial Purchases by Internet

To buy initial shares of the Funds by the Internet, please note the following:

- Complete and submit your new account application for each different account registration. If you do not complete the application properly, your purchase may be delayed or rejected.
- A User ID and password is required prior to authorizing such transactions.
- Bank instructions must be established on the account through the Internet or by submitting the bank information on the application prior to making a purchase.
- This feature may not be available on certain accounts.

Initial Purchases Through Mobile App

You may buy initial shares of the Funds through the Thrivent mobile app after you have completed and submitted your new account application for each different account registration. In addition to downloading the app, a User ID and password is required prior to authorizing transactions on your Fund accounts. This feature may not be available on certain accounts.

Initial Purchases by Wire Transfer

To buy initial shares of the Funds by wire transfer, please note the following:

- Your bank must be a member of, have a corresponding relationship with a member of, or use the Federal Reserve System.
- Complete and mail your new account application for each account registration. If you do not complete the application properly, your purchase may be delayed or rejected.
- Instruct your bank to wire transfer the funds. (See *Wire Transfer Instructions under "How to Contact Us"*)
- This feature may not be available on certain accounts.
- Thrivent Mutual Funds and its transfer agent are not responsible for the consequences of delays resulting from the banking or Federal Reserve wire transfer system, or from incomplete wiring instructions.

Additional Purchases

You may purchase additional shares through:

- A financial professional;
- Mail;
- Telephone;
- Internet;
- Mobile app;
- Wire/ACH transfer; or
- Automatic investment plan.

During periods of extreme volume caused by dramatic economic or stock market changes or due to unforeseen technology issues, it is possible that shareholders may have difficulty reaching the Interaction Center by phone or Internet for short periods of time.

Additional Purchases by Mail

(See *"How to Contact Us"* for address information)

To make additional purchases by mail, make your check payable to the specific Fund in which you are investing. If more than one Fund, make your check payable to "Thrivent Mutual Funds." Please indicate your Fund account number on the face of your check. If you have more than one account, always verify that you are investing in the proper account. This will help ensure the proper handling of the transaction.

Additional Purchases by Telephone

The ability to purchase shares by telephone is automatically extended to most shareholder accounts, unless the option is specifically declined on your application. Certain accounts are not extended this feature. If you do not want the telephone purchase option on your account, please call the Interaction Center at 800-847-4836. By accepting this feature, you assume some risks for unauthorized transactions.

Additional Purchases by Internet

You may purchase additional shares within your Fund accounts over the Internet. A User ID and password is required prior to authorizing transactions on your Fund accounts. This feature may not be available on certain accounts.

Additional Purchases Through Mobile App

You may purchase additional shares of the Funds through the Thrivent mobile app. In addition to downloading the app, a User

ID and password is required prior to authorizing transactions on your Fund accounts. This feature may not be available on certain accounts.

Additional Purchases by Wire Transfer

You may make additional purchases in an existing Fund account by wire transfer. Please note the following:

- Your bank must be a member of, have a corresponding relationship with a member of, or use the Federal Reserve System.
- Instruct your bank to wire transfer the funds. (See *Wire Transfer Instructions under "How to Contact Us"*)
- This feature may not be available on certain accounts.
- Thrivent Mutual Funds and its transfer agent are not responsible for the consequences of delays resulting from the banking or Federal Reserve wire transfer system, or from incomplete wiring instructions.

Automatic Investment Plans

The Funds offer several automatic investment plans to make periodic investing more convenient. Using the Funds' automatic investment plans, you may implement a strategy called dollar cost averaging. Dollar cost averaging involves investing a fixed amount of money at regular intervals. Generally, when you dollar cost average, you purchase more shares when the price is low and fewer shares when the price is high. Dollar cost averaging does not ensure a profit or protect against a loss during declining markets.

For further information regarding any of the following automatic investment plans, contact your financial professional or the Interaction Center at 800-847-4836.

Automatic Purchase Plan

The Funds' Automatic Purchase Plan allows you to make regular additional investments in an existing Fund account. Under this plan, the Funds will withdraw from an investor's bank checking or savings account in the amount specified (subject to the required minimum investments) on specified dates. The proceeds will be invested in shares of the specified Fund at the applicable offering price determined on the date of the draw. To use this plan, you must authorize the plan on your application form, or subsequently in writing, and may be required to submit additional documents. This feature may not be available on certain accounts.

Automatic Payroll Deduction Savings and Investment Plan

The payroll deduction savings and investment plan allows Social Security recipients, federal employees and military personnel to invest in the Funds through direct deduction from their paychecks or commission checks. For information about how to instruct another institution to send payroll deduction amounts to your mutual fund account, contact the Interaction Center at 800-847-4836.

Retirement Plans

Certain types of individual and employer-sponsored retirement plans may be established with assets invested in Thrivent Mutual Funds. These accounts may offer you tax advantages. You should consult your attorney and/or tax advisor before you establish a retirement plan. Additional fees may apply to some retirement accounts. Please review plan documents and/or

custodial account agreements for more information. You may obtain these materials, documents and forms by contacting your financial professional or the Interaction Center, or by downloading the documents on thriventfunds.com. Please note, however, that each Fund reserves the right to not make its shares available to certain retirement plan accounts.

Redeeming Shares

When the transfer agent or an authorized broker (or its authorized designee) receives your redemption request in good order, the Fund will redeem available shares at the next calculation of the Fund's NAV. Orders received by the transfer agent or an authorized broker (or its authorized designee) in good order before the close of trading on the NYSE (generally 4:00 p.m. Eastern time) will be processed at the NAV calculated that day.

Except as discussed below for redemptions of recently purchased shares, the Funds typically expect to pay redemption proceeds within two business days after receipt of a redemption request determined to be in good order, but payment may take up to seven days. The right to redeem shares may be suspended or payment upon redemption may be delayed for more than seven days only (i) for any period during which trading on the NYSE is restricted as determined by the SEC or during which the NYSE is closed (other than customary weekend and holiday closings), (ii) for any period during which an emergency exists, as defined by the SEC, as a result of which disposal of portfolio securities or determination of the NAV of the Funds is not reasonably practicable, and (iii) for such other periods as the SEC may by order permit for the protection of shareholders of the Funds. If you purchased shares by check, electronic funds transfer (other than bank wire) or automatic investment plan and you elect to redeem those shares soon after their purchase, a Fund may delay paying the redemption proceeds for up to 10 days from the date of purchase to allow the Fund to collect payment for the purchase of shares.

The Funds typically expect to meet redemption requests with cash or cash equivalents held by the applicable Fund(s) or from proceeds from selling Fund assets in connection with the normal course management of the Fund. In stressed or otherwise abnormal market conditions, including to meet significant redemption activity by shareholders, a Fund may need to sell portfolio assets. In this type of situation, the Fund could be forced to sell portfolio securities at unfavorable prices in an effort to generate sufficient cash to pay redeeming shareholders.

A Fund may also, particularly in stressed or otherwise abnormal market conditions, meet redemption requests with cash obtained through short-term borrowing arrangements that may be available from time to time. Such borrowing arrangements currently include a credit facility in which the Funds and other portfolios managed by the Adviser or an affiliate participate, and an interfund lending program maintained pursuant to an exemptive order from the SEC. The Funds are limited under both arrangements as to the amount that each may borrow. The SAI includes more information about these borrowing arrangements.

Although the Funds typically expect to pay redemption proceeds in cash, in certain circumstances when in the best interests of a Fund, including if a Fund determines that a cash redemption would be detrimental to remaining Fund shareholders, a Fund may pay all or a portion of redemption proceeds to shareholders with in-kind distributions of a Fund's portfolio securities. Such

in-kind distributions may be pro rata or another method that is determined to be fair to both the redeeming shareholder and the remaining shareholders in accordance with policies and procedures adopted by a Fund. You may incur brokerage and other transaction costs associated with converting into cash the portfolio securities distributed to you for such in-kind redemptions. The portfolio securities you receive may increase or decrease in value before you convert them into cash. You may incur tax liability when you sell the portfolio securities you receive from an in-kind redemption.

If an account has multiple owners, the Fund may rely on the instructions of any one account owner to redeem shares. Additional documentation may be necessary on any account, including accounts such as a corporation, trust, estate, custodianship, guardianship, partnership or pension and profit sharing plan.

You must have a Medallion Signature Guarantee if you want to sell shares with a value of \$500,000 or more. A Medallion Signature Guarantee is a stamp provided by a financial institution that verifies your signature. You endorse the applicable form and have the signature(s) guaranteed by an eligible guarantor institution such as a commercial bank, trust company, security broker or dealer, credit union, or a savings association participating in the Medallion Signature Guarantee Program. A Medallion Signature Guarantee may generally be obtained at any national bank or brokerage firm. We may waive or alter the Medallion Signature Guarantee requirement in certain limited circumstances. The Funds do not accept Medallion Signature Guarantees by fax. Notarization by a Notary Public does not constitute a Medallion Signature Guarantee.

A written redemption request between \$100,000 and \$499,999.99 requires one of the following three procedures:

- Your notarized signature;
- A Medallion Signature Guarantee; or
- An attestation of your signature by your financial professional.

One of these three procedures would also be required for:

- Requests to send redemption proceeds to an address other than the one listed on the account;
- Requests to wire funds or directly deposit funds to a bank account with a bank name registration different than the bank name of the account;
- Requests to make redemption proceeds payable to someone other than the current account owner;
- Requests to sell shares if there has been a change of address on the account within the preceding 15 days; and
- Requests to sell shares if there has been a new bank of record added on the account within the preceding 15 days.

In limited instances, we may waive these requirements. If you have any questions regarding the foregoing, please contact your financial professional or the Interaction Center at 800-847-4836.

Please note that an additional fee of \$12.50 will be assessed for a redemption delivered by weekday overnight mail and a fee of \$20 will be assessed for a redemption delivered by overnight mail for Saturday delivery. In addition, if you request a redemption by wire transfer, a fee of up to \$50 may be assessed. These fees will be satisfied by the redemption of account shares.

A Fund will mail payment proceeds within seven days following receipt of all required documents. A mailing of redemption

proceeds may be delayed for up to 10 days from the date of purchase to allow the Fund to collect payment for the purchase of shares.

Under applicable anti-money laundering rules and other regulations, redemptions may be suspended, restricted, cancelled or processed by the Fund, its transfer agent, or any other authorized Fund agent, and any proceeds may be withheld.

You may redeem shares through:

- A financial professional;
- Mail or fax;
- Telephone;
- Internet;
- Mobile app; or
- Automatic Redemption Plan.

During periods of extreme volume caused by dramatic economic or stock market changes or due to unforeseen technology issues, it is possible that shareholders may have difficulty reaching the Interaction Center by phone or Internet for short periods of time.

Redemptions from certain accounts may be subject to additional plan provisions.

Redemptions by Mail or Fax

(See "How to Contact Us" for address or fax information)

Complete a Thrivent Mutual Funds redemption form. You may obtain these materials, documents and forms by contacting your financial professional or the Interaction Center, or by downloading the documents on thriventfunds.com. As an alternative, you may prepare a written request including the following information:

- Name(s) of the account owner(s);
- The account number;
- The name of the Fund(s) whose shares are being redeemed;
- Dollar amount or number of shares you wish to redeem;
- Destination of redemption proceeds; and
- Signature of authorized signer(s).

Redemptions by Telephone

The ability to redeem shares by telephone is automatically extended to most shareholder accounts, unless the option is specifically declined on your application. Certain accounts are not extended this feature. If you do not want the telephone redemption option on your account, please call the Interaction Center at 800-847-4836. By accepting this feature, you assume some risks for unauthorized transactions.

Telephone redemption checks will be issued to the same payee(s) as the account registration and sent to the address of record.

Telephone redemptions are not allowed if, among other things:

- You have not expressly selected the option to permit telephone or Internet redemptions;
- There has been a change of address in the preceding 15 days;
- There has been new or changed bank information in the preceding 15 days; or
- The request is for \$500,000 or more.

Redemptions by Internet

To redeem shares from your accounts over the Internet, a User ID and password is required prior to authorizing transactions on your Fund accounts. This feature may not be available on certain accounts.

Internet redemption checks will be issued to the same payee(s) as the account registration and sent only to the address of record.

Internet redemptions are not allowed if, among other things:

- You have not expressly selected the option to permit telephone or Internet redemptions;
- There has been a change of address in the preceding 15 days;
- There has been new or changed bank information in the preceding 15 days; or
- The request is for \$100,000 or more.

Redemptions Through Mobile App

To redeem shares from your accounts through the Thrivent mobile app, in addition to downloading the app, a User ID and password is required prior to authorizing transactions on your Fund accounts. This feature may not be available on certain accounts.

Mobile app redemption checks will be issued to the same payee(s) as the account registration and sent only to the address of record.

Mobile app redemptions are not allowed if, among other things:

- You have not expressly selected the option to permit telephone or Internet redemptions;
- There has been a change of address in the preceding 15 days;
- There has been new or changed bank information in the preceding 15 days; or
- The request is for \$100,000 or more.

Automatic Redemption Plan

The Automatic Redemption Plan allows you to have money automatically withdrawn from your Fund account(s) on a regular basis. The plan allows you to receive funds or direct payments at regular intervals. The following rules and/or guidelines apply:

- You need a minimum of \$5,000 in your account to start the plan.
- To stop or change your plan, please notify Thrivent Mutual Funds 10 days prior to the next withdrawal.
- Because of Class A sales charges, you must consider carefully the costs of frequent investments in and withdrawals of Class A shares from your account.
- This feature may not be available on certain accounts.

Receipt of Redemption Proceeds by Wire Transfer

To receive your redemption proceeds by wire transfer, the following conditions apply:

- Your bank must be a member of, have a corresponding relationship with a member of, or use the Federal Reserve System.
- A fee of up to \$50 may be assessed for redemptions by wire.
- Other restrictions may apply if Thrivent Mutual Funds does not already have information related to your bank account.
- This feature may not be available on certain accounts.

Thrivent Money Market Fund Checks

Class A shares of the Thrivent Money Market Fund allow you to write checks against your existing Class A shares in the account if you complete a check writing signature card and agreement. You can request checks on your application or in writing. You may obtain these materials, documents and forms by contacting your financial professional or the Interaction Center. The Fund does not charge a fee for supplying your checks. The following rules and/or guidelines apply:

- The checks you write on Class A of Thrivent Money Market Fund must be for \$500 or more. (Because the Fund is not a bank, some features, such as stop payment, may not be available.)
- The transfer agent may impose reasonable fees for each check that is returned.
- Unless you purchased shares by wire, you must wait up to 10 days after you purchase Class A shares of Thrivent Money Market Fund to write checks against that purchase.
- Unless you redeem via the Internet, mobile app or phone, Class A shareholders need a written request—not a check—to close a Thrivent Money Market Fund account.
- You may earn daily income dividends on Class A shares of the Fund up to the date they are redeemed.
- This feature may not be available on certain account types.
- This feature is not available for Class S shares of Thrivent Money Market Fund.

Exchanging Shares Between Funds

You may exchange some or all of your shares of one Fund for shares of the same class of any of the other Funds. You may make exchanges by using the options described in this section or by using the Automatic Exchange Plan, which allows you to make exchanges on a regular basis. If you exchange Class A shares of a Fund for which you have previously paid an initial sales charge for shares of another Fund, you will not be charged an initial sales charge for the exchange. If the Class A shares to be exchanged have not previously paid a sales charge, that portion of the shares acquired through reinvested dividends and capital gains will not be subject to a sales charge. In certain circumstances, exchanges between different share classes of the same Fund may be permitted. A conversion between share classes of the same Fund is a nontaxable event. All exchanges will be based on the NAV of the shares you are exchanging and acquiring and will be subject to the minimum investment requirements.

The Funds reserve the right to terminate the exchange feature of any shareholder who is believed to be engaging in abusive trading activity, as discussed in “Frequent Trading Policy and Monitoring Process.” Further, the Funds reserve the right to modify or terminate the exchange feature at any time with respect to any Fund, if the Funds’ Trustees determine that continuing the feature may be detrimental to shareholders. If the exchange policies are materially modified or terminated, the Fund will give you at least 60 days’ prior notice.

You may receive more information about making exchanges between Funds by contacting your financial professional or the Interaction Center. Orders received by the transfer agent or an authorized broker (or its authorized designee) in good order before the close of trading on the NYSE (generally 4:00 p.m. Eastern time) will be processed at the NAV calculated that day.

Under applicable anti-money laundering rules and other regulations, exchange requests may be suspended, restricted, cancelled or processed by the Fund, its transfer agent, or any other authorized Fund agent, and any proceeds may be withheld.

You may exchange Funds through:

- A financial professional;
- Mail or fax;
- Telephone;
- Internet;
- Mobile app; or
- Automatic Exchange Plan.

During periods of extreme volume caused by dramatic economic or stock market changes or due to unforeseen technology issues, shareholders may have difficulty reaching the Interaction Center by phone or Internet for short periods of time.

Exchanges by Mail or Fax

Complete a Thrivent Mutual Funds exchange form. You may obtain these materials, documents and forms by contacting your financial professional or the Interaction Center, or by downloading the documents on thriventfunds.com. As an alternative, you may prepare a written request including the following information:

- Name(s) of the account owner(s);
- The Fund(s) and account number(s);
- Dollar or share amount you wish to exchange;
- The name of the Fund(s) and account number(s) you are exchanging into; and
- Signatures of all account owners.

Exchanges by Telephone

The ability to exchange shares by telephone is automatically extended to most accounts, unless the option is specifically declined on your application. This option may not be available on certain accounts. If you do not want the telephone exchange option on your account, please call the Interaction Center at 800-847-4836. By accepting this feature, you assume some risks for unauthorized transactions.

Exchanges by the Internet

To exchange shares within your Fund accounts over the Internet, a User ID and password is required prior to authorizing an exchange on your Fund accounts. This feature may not be available on certain accounts.

Exchanges Through Mobile App

To exchange shares within your Fund accounts through the Thrivent mobile app, in addition to downloading the app, a User ID and password is required prior to authorizing an exchange on your Fund accounts. This feature may not be available on certain accounts.

Automatic Exchange Plans

The Automatic Exchange Plan allows you to exchange shares on a regular basis. The plan allows you to exchange funds at regular intervals, on dates you select, between the different funds of the Thrivent Mutual Funds. To start the plan, you will, in most cases, be required to complete paperwork.

To start, stop or change your plan, notify Thrivent Mutual Funds at least 10 days prior to the next exchange date.

For further instructions on how to start, stop, or make changes to the plan, call the Interaction Center at 800-847-4836, or notify the Fund in writing.

Transaction Confirmations

Typically, you will receive written confirmation of your transaction within five business days following the date of your transaction. You will receive confirmation of certain transactions at least quarterly, including purchases under an automatic investment plan, purchases and sales under an automatic exchange plan, purchases of shares from reinvested dividends and/or capital gains, and automatic redemptions. You can check your account activity at any time either on thriventfunds.com if you purchased your shares directly online, or thrivent.com if you purchased your shares through your financial professional. Contact your intermediary if you purchased your shares through a broker-dealer or other financial intermediary.

Uncashed Checks on Your Account

The Funds reserve the right to reinvest any dividend, distribution or redemption proceeds amounts that you have elected to receive by check should your check remain uncashed for more than 180 days. Such checks will be reinvested in your account at the NAV on the day of the reinvestment. When reinvested, those amounts are subject to the risk of loss like any Fund investment. No interest will accrue on amounts represented by uncashed checks. If you elect to receive distributions in cash and a check remains uncashed for more than 180 days, your cash election may be changed automatically to reinvest and your future dividend and capital gains distributions will be reinvested in the Fund at the NAV as of the date of payment of the distribution. This provision may not apply to certain retirement or qualified accounts, accounts with a non-U.S. address or closed accounts. Your participation in the Automatic Redemption Plan may be terminated if a check remains uncashed.

Accounts with Low Balances

Due to the high cost to shareholders of maintaining accounts with low balances, a Fund may, by redeeming account shares, charge a semiannual account maintenance fee of \$10 (a "low balance fee") if the value of shares in the account falls below the required minimum investment amount shown in the "Buying Shares" section of this prospectus. The low balance fee may be waived for certain accounts (e.g. certain retirement plans and investors in certain fee-based investment advisory programs). Low balance fees will be automatically deducted from your account twice per year. Alternatively, your account could be closed (rather than being assessed a low balance fee) by redeeming the shares in your account. Before your account is closed, however, you will be notified in writing and allowed 60 days to purchase additional shares. If additional shares are not purchased, any such close-out redemption may be at a time that is not favorable to you and may have tax consequences.

Important Information Regarding Unclaimed/Abandoned Property

It is important that the Fund maintains a correct address for each shareholder. An incorrect address may cause a shareholder's account statements and other mailings to be returned to the

Fund. Please be advised that certain state escheatment laws may require the Fund to turn over your Fund account to the state listed in your account registration as abandoned property if no shareholder initiated activity occurs in the account within the time frame specified by the applicable state law.

Escheatment laws vary by state, and states have different criteria for defining inactivity and unclaimed or abandoned property. You should check with your state of residence for specifics. Depending on the laws in your jurisdiction, for shareholders that invest in the Fund through an account held directly with the Fund's transfer agent, shareholder initiated activity might be achieved by one of the following methods:

- Sending a letter to Thrivent Mutual Funds via the U.S. Post Office;
- Logging in to your online account on thrivent.com or through the mobile app;
- Speaking to a Customer Service Representative on the phone after you go through a security verification process. For residents of certain states, contact cannot be made by phone but must be in writing or through the Fund's secure web application;
- Cashing checks that are received and are made payable to the owner of the account; or
- Taking action on letters received in the mail from the Fund concerning account inactivity, outstanding checks and/or escheatment or abandoned property and promptly following the directions in such letters.

If you do not hold your shares directly with the Fund, you should contact your broker-dealer, retirement plan, or other third-party intermediary regarding applicable state escheatment laws.

The Fund, the Adviser, and the transfer agent will not be liable to shareholders or their representatives for good faith compliance with escheatment laws. To learn more about the escheatment rules for your particular state, please contact your attorney or State Treasurer's and/or Controller's Offices. Residents of certain states, including Texas, may designate a representative to receive escheatment or abandoned property notices regarding Fund shares. If you hold shares directly with the Fund, a completed designation form may be mailed to the below address.

Thrivent Mutual Funds
P.O. Box 21934
Kansas City, Missouri 64121-9348

If you do not hold shares directly with a Fund, you should contact your financial intermediary for more information regarding completing a designation form.

Frequent Trading Policies and Monitoring Processes

Because short-term or excessive trading in Fund shares may disrupt management of a Fund and increase Fund expenses, the Funds place certain limits on frequent trading in the Funds. The Funds do not accommodate frequent purchases and redemptions of Fund shares by Fund shareholders, except with respect to systematic purchases and redemptions, transactions solely in your Thrivent Money Market Fund, omnibus accounts and other specifically approved accounts. In addition, the policy set forth below will not apply to a redemption transaction in which a Fund distributes portfolio securities to a shareholder in-kind,

where the redemption will not disrupt the efficient portfolio management of the Fund and the redemption is consistent with the interests of the remaining shareholders of the Fund. The Board has adopted the policy set forth below to deter frequent trading activity.

Several different tactics are used to reduce the frequency and effect that frequent trading can have on the Funds. The Funds may use a combination of monitoring shareholder activity and restricting shareholder transactions on certain accounts to combat such trading practices. The Funds' use of effective fair value pricing procedures also reduces the opportunities for short term traders, especially for the Funds with securities that pose more frequent pricing challenges, such as international securities, high yield securities, and other securities whose market prices may not accurately reflect their fair value (see "Pricing Funds' Shares").

When monitoring shareholder activity, the Funds may consider several factors to evaluate shareholder activity including, but not limited to, the amount and frequency of transactions, the amount of time between purchases and redemptions (including exchanges), trading patterns, and total assets in the Funds that are purchased and redeemed. In making this evaluation, the Funds may consider trading in multiple accounts under common ownership or control. The Funds reserve the right, in their sole discretion, to consider other relevant factors when monitoring shareholder activity.

If a shareholder is believed to be engaging in frequent trading activity, the Funds may request the shareholder to cease such activity, restrict the frequency and number of exchanges allowed on an account, or take other action as the Funds deem necessary to limit or restrict the account privileges to the shareholder. The Funds may also reject or cancel any purchase request, including the purchase side of an exchange, without notice for any reason. If it becomes necessary to cancel a transaction of a shareholder whose account has been restricted, the Funds will promptly reverse the exchange or (if the purchase request is not associated with an exchange) refund the full purchase price to the shareholder.

Although the Funds seek to deter frequent trading practices, there are no guarantees that all activity can be detected or prevented. Shareholders engaging in such trading practices use an evolving variety of strategies to avoid detection and it may not be possible for operational and technological systems to reasonably identify all frequent trading activity. Omnibus accounts like those maintained by brokers and retirement plans aggregate purchases and redemptions for multiple investors whose identities may not be known to the Funds. The Funds monitor aggregate trading activity of the omnibus accounts, and if suspicious activity is detected, the Funds will contact the intermediary associated with the account to determine if short-term or excessive trading has occurred. If the Funds believe that its frequent trading policy has been violated, it will ask the intermediary to impose restrictions on excessive trades. However, the financial intermediary associated with the omnibus account may be limited in its ability to restrict trading practices of its clients.

In addition, transactions by certain institutional accounts, asset allocation programs and Funds in other Funds may be exempt from the policies discussed above, subject to approval by designated persons at Thrivent.

Anti-Money Laundering

You may be asked to provide additional information in order for the Funds to verify your identity in accordance with requirements under anti-money laundering and other laws and regulations. Accounts may be restricted and/or closed, and the monies withheld, pending verification of this information or as otherwise required or permitted under these and other regulations. Additionally, the Funds reserve the right to involuntarily redeem an account in the case of: (i) actual or suspected threatening conduct or actual or suspected fraudulent, illegal or suspicious activity by the account owner or any other individual associated with the account; or (ii) the failure of the account owner to provide information to the Funds, the Funds' transfer agent, or any other authorized Fund agent related to opening the accounts.

Disclosure of Fund Holdings

A description of the Funds' policies and procedures with respect to the disclosure of their portfolio securities is available in the SAI for the Funds, which can be obtained at thriventfunds.com.

Payments to Financial Intermediaries

Rule 12b-1 Fees: Class A

Class A shares of Funds have an annual Rule 12b-1 fee for distribution and shareholder servicing activities. The Rule 12b-1 fee is 0.25% each year of average daily net assets for all Funds that offer Class A shares other than Thrivent Government Bond Fund and Thrivent Limited Maturity Bond Fund, which have a Rule 12b-1 fee of 0.125%, and Thrivent Money Market Fund, which does not have a Rule 12b-1 fee. The Funds pay the Rule 12b-1 fees to Thrivent Distributors. Those fees are paid out of a Fund's assets attributable to the Class A shares on an ongoing basis. As a result, these fees will increase the cost of your investment in Class A shares and may cost you more than paying other types of sales charges.

Thrivent Distributors may pay all or a portion of the fees to any broker-dealer, financial institution or any other person who renders assistance in distributing or promoting the sale of Class A shares, or who provides certain shareholder services to Class A shareholders. Payments of the distribution and/or service fee may be made without regard to expenses actually incurred.

Sub-Accounting Services

The Adviser may make arrangements for a Fund to make payments, directly or through the Adviser or its affiliates, to selected financial intermediaries (such as brokers or third party administrators) for providing certain sub-transfer agency and related administrative services to shareholders holding Fund shares in nominee or street name, including, without limitation, the following services: maintaining investor accounts at the financial intermediary level and keeping track of purchases, redemptions and exchanges by such accounts; processing and mailing trade confirmations, monthly statements, prospectuses, annual reports, semiannual reports, and shareholder notices and other SEC-required communications; capturing and processing tax data; issuing and mailing dividend checks to shareholders who have selected cash distributions; preparing record date shareholder lists for proxy solicitations; collecting and posting distributions to shareholder accounts; and establishing and maintaining systematic withdrawals and automated investment

plans and shareholder account registrations. A Fund may pay a fee for these services, directly or through the Adviser or its affiliates, to financial intermediaries selected by the Adviser and/or its affiliates. The actual services provided, and the fees paid for such services, may vary from firm to firm.

The payments described above may be material to financial intermediaries relative to other compensation paid by the Funds and/or Thrivent Distributors, the Adviser and their affiliates and may be in addition to any (i) distribution and/or servicing (12b-1) fees and (ii) revenue sharing fees described herein. Thrivent Distributors and the Adviser rely primarily on contractual arrangements with financial intermediaries to verify whether such intermediaries are providing the services for which they are receiving such payments. Although Thrivent Distributors and the Adviser do not audit such financial intermediaries, they may make periodic information requests to verify certain information about the services provided.

Other Payments

Thrivent Asset Mgt. has entered into an agreement with Thrivent Distributors pursuant to which Thrivent Asset Mgt. pays (from its

own resources, not the resources of the Funds) Thrivent Distributors for services relating to the promotion, offering, marketing or distribution of the Funds and/or retention of assets maintained in the Funds. Compensation paid by Thrivent Asset Mgt. to Thrivent Distributors and its sales personnel may vary by Fund and other factors as agreed upon from time to time. In addition, Thrivent Asset Mgt. and Thrivent Distributors make payments, out of their own resources, to financial intermediaries that sell shares of the Funds in order to promote the distribution and retention of Fund shares. The payments are typically based on cumulative shares purchased by financial intermediaries' clients and may vary by Fund, share class, and other factors. These payments create an incentive for the financial intermediary or its financial professionals to recommend or offer shares of the Funds to you. The aforementioned arrangements are sometimes referred to as "revenue sharing."

Revenue sharing arrangements are separately negotiated between the Adviser and/or its affiliates, and the recipients of these payments. Revenue sharing payments are not borne directly by the Funds, and are not reflected as additional expenses in the fee table in this prospectus.

Distributions

Dividends

Income dividends are derived from investment income, including dividends, interest, and certain foreign currency gains, if any, received by the Fund. Dividends of the Funds, if any, are generally declared and paid as follows:

Declared Daily and Paid Monthly	<ul style="list-style-type: none">• Thrivent Government Bond Fund• Thrivent High Income Municipal Bond Fund• Thrivent High Yield Fund• Thrivent Income Fund• Thrivent Limited Maturity Bond Fund• Thrivent Money Market Fund• Thrivent Municipal Bond Fund• Thrivent Opportunity Income Plus Fund
Declared and Paid Monthly	<ul style="list-style-type: none">• Thrivent Diversified Income Plus Fund• Thrivent Multidimensional Income Fund
Declared and Paid Quarterly	<ul style="list-style-type: none">• Thrivent Balanced Income Plus Fund• Thrivent Moderate Allocation Fund• Thrivent Moderately Conservative Allocation Fund
Declared and Paid Annually	<ul style="list-style-type: none">• Thrivent Aggressive Allocation Fund• Thrivent Global Stock Fund• Thrivent International Allocation Fund• Thrivent Large Cap Growth Fund• Thrivent Large Cap Value Fund• Thrivent Low Volatility Equity Fund• Thrivent Mid Cap Growth Fund• Thrivent Mid Cap Stock Fund• Thrivent Mid Cap Value Fund• Thrivent Moderately Aggressive Allocation Fund• Thrivent Small Cap Growth Fund• Thrivent Small Cap Stock Fund

Notify your Fund of a change in your distribution option 10 days before the record date of the dividend or distribution.

- **Full Reinvestment.** Distributions from a Fund will be reinvested in additional shares of the same class of that Fund. This option will be selected automatically unless one of the other options is specified.
- **Full Reinvestment in a Different Fund.** You may also choose to have your distributions reinvested into an existing account of the same class of another Fund within the Thrivent Mutual Funds.
- **Part Cash and Part Reinvestment.** You may request to have part of your distributions paid in cash and part of your distributions reinvested in additional shares of the same class of the Fund.
- **All Cash.** Distributions will be paid in cash. You may choose to send your distributions directly to your bank account or request to have a check sent to you.

The Funds reserve the right to automatically reinvest any distributions into your account that are less than \$10.

Distributions paid in shares will be credited to your account at the next determined NAV per share.

See “Shareholder Information—Uncashed Checks on Your Account” for information about uncashed distribution checks.

Capital Gains

Capital gains distributions, if any, usually will be declared and paid in December for the prior twelve-month period ending October 31, except for Thrivent Diversified Income Plus Fund and Thrivent Multidimensional Income Fund, which are for the prior twelve-month period ending December 31.

Distribution Options

When completing your application, you may select one of the following options for dividends and capital gains distributions.

Taxes

General

The Funds intend to make distributions that may be taxed as ordinary income or capital gains. In general, any net investment income and short-term capital gain distributions you receive from a Fund are taxable as ordinary income. To the extent a Fund receives and distributes qualified dividend income, you may be eligible for a tax rate lower than that on other ordinary income distributions, if certain requirements are satisfied. Distributions of other net capital gains by the Fund are generally taxable as capital gains—in most cases, at different rates from those that apply to ordinary income. In addition, there is a possibility that some of the distributions of Thrivent Diversified Income Plus Fund and Thrivent Multidimensional Income Fund may be classified as return of capital.

The tax you pay on a given capital gains distribution generally depends on how long a Fund has held the Fund securities it sold. It does not depend on how long you have owned your Fund shares or whether you reinvest your distributions or take them in cash.

Every year, the Funds will send you a statement detailing the tax status of all your distributions for the previous year. The tax statement for all Funds except Thrivent Diversified Income Plus Fund and Thrivent Multidimensional Income Fund will be mailed in January. The REIT investments of Thrivent Diversified Income Plus Fund and Thrivent Multidimensional Income Fund do not provide complete tax information until after the calendar year-end. Consequently, Thrivent Diversified Income Plus Fund and Thrivent Multidimensional Income Fund expect to send your tax statement in late February.

For tax purposes, an exchange between Funds is the same as a sale. The sale of shares in your account may produce a gain or loss, which may be a taxable event.

For Fund shares purchased on or after January 1, 2012 through 1099-B reportable accounts (“covered shares”), the Fund (other than the Money Market Fund) tracks the cost basis of these shares pursuant to your cost basis election (*e.g.*, average cost; last-in, first-out (LIFO)). In the event that you do not elect a particular method, the average cost method will be used on your covered shares. When you redeem your covered shares, the Fund will provide you with a tax statement indicating your capital gains or losses, if any, on the redemption of covered shares during the applicable tax period and will also report this information to the Internal Revenue Service. You are required to use this provided information when filling out your Federal tax return. For more information about the Funds’ practices regarding cost basis, please visit thriventfunds.com.

Retirement Plans

Pre-tax contributions to traditional/SEP/SIMPLE IRAs, 403(b) plans, and tax-qualified retirement plans are taxable upon

withdrawal. Investment earnings inside traditional/SEP/SIMPLE IRAs, 403(b) plans, and tax-qualified retirement plans accumulate on a tax-deferred basis and are taxable upon withdrawal. The investment earnings portion of any “non-qualified” Roth IRA withdrawal is also taxable upon withdrawal. If you have any questions regarding your tax status, please consult with a tax professional.

Back-up Withholding

By law, the Funds must withhold 24% of your distributions and proceeds as a prepayment of federal income tax if you have not provided complete, correct taxpayer information. In addition, to the extent that a Fund invests less than 50% of its total assets in municipal bonds, income generated from those bonds and distributed to Fund shareholders would generally be subject to federal income tax.

Municipal Bonds

Dividend distributions from Thrivent High Income Municipal Bond Fund and Thrivent Municipal Bond Fund, when not held in an IRA, 403(b) plan, or tax-qualified retirement plan, are generally exempt from federal income tax. These Funds may, however, invest a portion of its assets in securities that generate income that is not exempt from federal income tax or securities that are subject to the alternative minimum tax. In addition, income of these Funds that is exempt from federal income tax may be subject to state and local income tax. Any capital gains distributed by these Funds will be subject to federal and state taxes.

When held in an IRA, 403(b) plan, or tax-qualified retirement plan, these Funds are treated like any other IRA, 403(b) plan, or tax-qualified retirement plan investment—accumulating on a tax-deferred basis and taxable upon withdrawal. By electing to invest your IRA, 403(b) plan, or tax-qualified retirement plan in these Funds, you are not able to take advantage of the federal tax exemption on any earnings (dividends and capital gains) upon withdrawal. Dividends and capital gains distributions from these Funds, when held in an IRA, 403(b) plan, or tax-qualified retirement plan, are reported as taxable income when received. Please consult with your tax professional for more information.

Foreign Securities

Foreign investments pose special tax issues for Thrivent Global Stock Fund and Thrivent International Allocation Fund and their shareholders. For example, certain gains and losses from currency fluctuations may be taxable as ordinary income. Also, certain foreign countries withhold taxes on some interest and dividends that otherwise would be payable to these Funds. If the amount withheld is material, these Funds may elect to pass through a credit to shareholders.

Index Descriptions

The following table provides additional information about the Funds' benchmark indices (if any) listed under "Investment Objective," the "Average Annual Total Returns" table, or referenced under "Principal Investment Strategies" in the Fund summaries.

Index	Description	Fund
Bloomberg 65% High Grade/35% High Yield Bond Index	The Bloomberg 65% High Grade/35% High Yield Bond Index is a blend of the Bloomberg Municipal Bond Index and the Bloomberg High Yield Bond Index. The high grade index is composed of investment grade municipal bonds with maturities of one year or more. The high yield index is composed of non-investment grade or unrated bonds.	Thrivent High Income Municipal Bond Fund
Bloomberg Government/Credit 1-3 Year Bond Index	The Bloomberg Government/Credit 1-3 Year Bond Index is an index that measures the performance of government and corporate fixed-rate debt securities with maturities of 1-3 years.	Thrivent Limited Maturity Bond Fund
Bloomberg Emerging Markets USD Sovereign Bond Index	The Bloomberg Emerging Markets USD Sovereign Bond Index is an index that tracks fixed and floating-rate U.S. dollar-denominated debt issued by emerging market governments.	Thrivent Multidimensional Income Fund
Bloomberg Municipal Bond Index	The Bloomberg Municipal Bond Index is a market value-weighted index of investment-grade municipal bonds with maturities of one year or more.	Thrivent Municipal Bond Fund
Bloomberg U.S. Agency Index	The Bloomberg U.S. Agency Index is an index that measures the performance of the agency sector of the U.S. government bond market.	Thrivent Government Bond Fund
Bloomberg U.S. Aggregate Bond Index	The Bloomberg U.S. Aggregate Bond Index is an index that measures the performance of U.S. investment grade bonds.	Thrivent Aggressive Allocation Fund Thrivent Moderately Aggressive Allocation Fund Thrivent Moderate Allocation Fund Thrivent Moderately Conservative Allocation Fund
Bloomberg U.S. Corporate Bond Index	The Bloomberg U.S. Corporate Bond Index measures the investment grade, fixed-rate, taxable corporate bond market and includes USD denominated securities publicly issued by US and non-US industrial, utility and financial issuers.	Thrivent Income Fund
Bloomberg U.S. Corporate High Yield Bond Index	The Bloomberg U.S. Corporate High Yield Bond Index is an index that measures the performance of fixed-rate non-investment grade bonds.	Thrivent High Yield Fund Thrivent Multidimensional Income Fund
Bloomberg U.S. High Yield Ba/B 2% Issuer Capped Index	The Bloomberg U.S. High Yield Ba/B 2% Issuer Capped Index is an index that represents the performance of high yield corporate bonds rated Ba or B, with a maximum allocation of 2% to any one issuer.	Thrivent Balanced Income Plus Fund Thrivent Diversified Income Plus Fund Thrivent Opportunity Income Plus Fund

Index	Description	Fund
Bloomberg U.S. Mortgage-Backed Securities Index	The Bloomberg U.S. Mortgage-Backed Securities Index is an index that covers the mortgage-backed securities component of the Bloomberg U.S. Aggregate Bond Index.	Thrivent Balanced Income Plus Fund Thrivent Diversified Income Plus Fund Thrivent Opportunity Income Plus Fund
Bloomberg U.S. Treasury Index	The Bloomberg U.S. Treasury Index is an index that measures the performance of the U.S. Treasury bond market.	Thrivent Government Bond Fund
MSCI All Country World Index – USD Net Returns	The MSCI All Country World Index - USD Net Returns is an index that measures the performance of developed and emerging stock markets throughout the world.	Thrivent Global Stock Fund
MSCI All Country World Index ex-USA – USD Net Returns	The MSCI All Country World Index ex-USA – USD Net Returns is an index that measures the performance of stock markets in developed and emerging markets countries throughout the world (excluding the U.S.).	Thrivent Aggressive Allocation Fund Thrivent International Allocation Fund Thrivent Moderate Allocation Fund Thrivent Moderately Aggressive Allocation Fund Thrivent Moderately Conservative Allocation Fund
MSCI World Index – USD Net Returns	The MSCI World Index – USD Net Returns is an index that measures the performance of stock markets in developed countries throughout the world.	Thrivent Balanced Income Plus Fund Thrivent Diversified Income Plus Fund
MSCI World Minimum Volatility Index – USD Net Returns	The MSCI World Minimum Volatility Index – USD Net Returns is an index that measures the performance characteristics of a minimum variance strategy applied to a universe of large- and mid-cap stocks in developed market countries.	Thrivent Low Volatility Equity Fund
Russell 1000® Growth Index	The Russell 1000® Growth Index is an unmanaged market capitalization-weighted index of growth-oriented stocks of the largest companies that are included in the Russell 1000 Index.	Thrivent Large Cap Growth Fund
Russell 1000® Value Index	The Russell 1000® Value Index is an unmanaged market capitalization-weighted index of value-oriented stocks of the largest companies that are included in the Russell 1000 Index.	Thrivent Large Cap Value Fund
Russell 2000® Growth Index	The Russell 2000® Growth Index is an unmanaged market capitalization-weighted index of small-capitalization growth-oriented stocks of U.S. based companies that are included in the Russell 2000 Index.	Thrivent Small Cap Growth Fund
Russell 2000® Index	The Russell 2000® Index is an unmanaged market capitalization-weighted index measuring approximately 2,000 of the smallest companies in the Russell 3000 Index.	Thrivent Small Cap Stock Fund
Russell Midcap® Growth Index	The Russell Midcap® Growth Index is an unmanaged market capitalization-weighted index of medium-capitalization growth-oriented stocks in the Russell Midcap Index.	Thrivent Mid Cap Growth Fund

Index	Description	Fund
Russell Midcap® Index	The Russell Midcap® Index is an unmanaged market capitalization-weighted index measuring the performance of approximately 800 of the smallest companies in the Russell 1000 Index.	Thrivent Mid Cap Stock Fund
Russell Midcap® Value Index	The Russell Midcap® Value Index is an unmanaged market capitalization-weighted index of medium-capitalization value-oriented stocks in the Russell Midcap Index.	Thrivent Mid Cap Value Fund
S&P 500® Index	The S&P 500® Index is an index that measures the performance of 500 widely held, publicly traded stocks.	Thrivent Aggressive Allocation Fund Thrivent Moderately Aggressive Allocation Fund Thrivent Moderate Allocation Fund Thrivent Moderately Conservative Allocation Fund
S&P 500 Growth Index	The S&P 500 Growth Index is an index that measures the performance of the growth stocks in the S&P 500 Index.	Thrivent Large Cap Growth Fund
S&P 500 Value Index	The S&P 500 Value Index is an index that measures the performance of the value stocks in the S&P 500 Index.	Thrivent Large Cap Value Fund
S&P MidCap 400® Index	The S&P MidCap 400® Index is an index that measures the performance of 400 mid-cap stocks.	Thrivent Mid Cap Stock Fund
S&P MidCap 400 Growth Index	The S&P MidCap 400 Growth Index is an index that measures the performance of the growth stocks in the S&P MidCap 400 Index.	Thrivent Mid Cap Growth Fund
S&P MidCap 400 Value Index	The S&P Midcap 400 Value Index is an index that measures the performance of the value stocks in the S&P MidCap 400 Index.	Thrivent Mid Cap Value Fund
S&P SmallCap 600 Growth Index	The S&P SmallCap 600 Growth Index is an index that represents the average performance of 600 small-capitalization U.S. stocks.	Thrivent Small Cap Growth Fund
S&P SmallCap 600® Index	The S&P SmallCap 600® Index is an index that measures the performance of a group of 600 small-cap stocks.	Thrivent Small Cap Stock Fund
S&P U.S. Preferred Stock Index	The S&P U.S. Preferred Stock Index is an index that represents the U.S. preferred stock market.	Thrivent Multidimensional Income Fund

Financial Highlights

The financial highlights tables for each of the Funds are intended to help you understand the Funds' financial performance for the past five complete fiscal years or, if shorter, the period of the Funds' operations. Certain information reflects financial results for a single Fund share. The total returns in the tables represent the rate that an investor would have earned or lost on an investment in a Fund (assuming reinvestment of all dividends and distributions). This information has been audited by PricewaterhouseCoopers LLP, an independent registered public accounting firm, whose reports, along with the Funds' financial statements, are included in the annual reports to shareholders

for the fiscal year ended October 31, 2023 (for all Funds except Thrivent Diversified Income Plus Fund and Thrivent Multidimensional Income Fund, whose reports, along with the Funds' financial statements, are included in the annual report to shareholders for the fiscal year ended December 31, 2023), which are available upon request. The financial highlights should be read in conjunction with the financial statements and notes thereto. The tables do not show the effect of a Class A sales charge for any of the Funds.

Thrivent Mutual Funds

Financial Highlights

PER SHARE OUTSTANDING THROUGHOUT EACH PERIOD*

	Net Asset Value, Beginning of Period	Income From Investment Operations			Less Distributions From	
		Net Investment Income/(Loss)	Net Realized and Unrealized Gain/(Loss) on Investments ^(a)	Total from Investment Operations	Net Investment Income	Net Realized Gain on Investments
Aggressive Allocation Fund						
Class S Shares						
Year Ended 10/31/2023	\$15.65	\$0.21	\$ 0.52	\$ 0.73	\$(0.13)	\$(0.26)
Year Ended 10/31/2022	21.04	0.14	(3.54)	(3.40)	(0.22)	(1.77)
Year Ended 10/31/2021	15.58	0.06	5.95	6.01	(0.08)	(0.47)
Year Ended 10/31/2020	15.77	0.11	0.71	0.82	(0.16)	(0.85)
Year Ended 10/31/2019	15.68	0.13	1.24	1.37	(0.16)	(1.12)
Class A Shares						
Year Ended 10/31/2023	15.45	0.19	0.52	0.71	(0.11)	(0.26)
Year Ended 10/31/2022	20.79	0.09	(3.47)	(3.38)	(0.19)	(1.77)
Year Ended 10/31/2021	15.41	0.03	5.88	5.91	(0.06)	(0.47)
Year Ended 10/31/2020	15.60	0.08	0.71	0.79	(0.13)	(0.85)
Year Ended 10/31/2019	15.51	0.11	1.22	1.33	(0.12)	(1.12)
Balanced Income Plus Fund						
Class S Shares						
Year Ended 10/31/2023	12.10	0.41	0.02	0.43	(0.40)	—
Year Ended 10/31/2022	15.30	0.32	(2.41)	(2.09)	(0.32)	(0.79)
Year Ended 10/31/2021	12.60	0.24	2.71	2.95	(0.25)	—
Year Ended 10/31/2020	12.66	0.29	(0.07)	0.22	(0.28)	—
Year Ended 10/31/2019	12.90	0.34	0.58	0.92	(0.38)	(0.78)
Class A Shares						
Year Ended 10/31/2023	12.13	0.38	0.02	0.40	(0.36)	—
Year Ended 10/31/2022	15.33	0.29	(2.41)	(2.12)	(0.29)	(0.79)
Year Ended 10/31/2021	12.63	0.21	2.70	2.91	(0.21)	—
Year Ended 10/31/2020	12.69	0.26	(0.07)	0.19	(0.25)	—
Year Ended 10/31/2019	12.93	0.31	0.58	0.89	(0.35)	(0.78)
Diversified Income Plus Fund						
Class S Shares						
Year Ended 12/31/2023	6.45	0.28	0.35	0.63	(0.28)	—
Year Ended 12/31/2022	7.62	0.21	(1.16)	(0.95)	(0.22)	—
Year Ended 12/31/2021	7.63	0.18	0.32	0.50	(0.18)	(0.33)
Year Ended 12/31/2020	7.34	0.20	0.30	0.50	(0.21)	—
Year Ended 12/31/2019	6.73	0.23	0.66	0.89	(0.24)	(0.04)
Class A Shares						
Year Ended 12/31/2023	6.53	0.27	0.35	0.62	(0.27)	—
Year Ended 12/31/2022	7.70	0.20	(1.17)	(0.97)	(0.20)	—
Year Ended 12/31/2021	7.71	0.16	0.32	0.48	(0.16)	(0.33)
Year Ended 12/31/2020	7.42	0.19	0.29	0.48	(0.19)	—
Year Ended 12/31/2019	6.80	0.21	0.67	0.88	(0.22)	(0.04)

(a) The amount shown may not correlate with the change in aggregate gains and losses of portfolio securities due to the timing of sales and redemptions of fund shares.

* All per share amounts have been rounded to the nearest cent.

Thrivent Mutual Funds

Financial Highlights – continued

RATIOS / SUPPLEMENTAL DATA								
Total Distributions	Net Asset Value, End of Period	Total Return ^(b)	Net Assets, End of Period (in millions)	Ratio to Average Net Assets**		Ratios to Average Net Assets Before Expenses Waived, Credited or Acquired Fund Fees and Expenses**		Portfolio Turnover Rate ^(c)
				Expenses	Net Investment Income/(Loss)	Expenses	Net Investment Income/(Loss)	
(0.39)	\$15.99	4.76%	\$1,013.5	0.77%	1.28%	0.95%	1.10%	43%
(1.99)	15.65	(17.80)%	865.1	0.77%	0.67%	0.96%	0.49%	42%
(0.55)	21.04	39.35%	887.9	0.74%	0.29%	0.94%	0.09%	50%
(1.01)	15.58	5.25%	543.6	0.78%	0.68%	0.98%	0.48%	48%
(1.28)	15.77	9.80%	445.1	0.76%	0.87%	0.97%	0.66%	58%
(0.37)	15.79	4.63%	1,030.1	0.94%	1.14%	1.12%	0.96%	43%
(1.96)	15.45	(17.92)%	1,017.5	0.93%	0.54%	1.12%	0.35%	42%
(0.53)	20.79	39.05%	1,261.7	0.91%	0.15%	1.11%	(0.05)%	50%
(0.98)	15.41	5.12%	951.7	0.95%	0.57%	1.15%	0.37%	48%
(1.24)	15.60	9.60%	955.0	0.94%	0.74%	1.15%	0.52%	58%
(0.40)	12.13	3.46%	161.1	0.76%	3.23%	0.76%	3.23%	77%
(1.11)	12.10	(14.55)%	162.3	0.74%	2.42%	0.74%	2.42%	211%
(0.25)	15.30	23.56%	171.7	0.75%	1.64%	0.75%	1.64%	157%
(0.28)	12.60	1.88%	108.5	0.78%	2.30%	0.78%	2.30%	85%
(1.16)	12.66	7.92%	140.1	0.77%	2.75%	0.77%	2.75%	113%
(0.36)	12.17	3.28%	219.2	1.00%	2.99%	1.01%	2.98%	77%
(1.08)	12.13	(14.75)%	231.8	1.00%	2.16%	1.00%	2.16%	211%
(0.21)	15.33	23.19%	283.4	1.01%	1.41%	1.01%	1.41%	157%
(0.25)	12.63	1.61%	235.0	1.04%	2.04%	1.04%	2.04%	85%
(1.13)	12.69	7.60%	250.2	1.04%	2.49%	1.04%	2.49%	113%
(0.28)	6.80	10.05%	549.2	0.68%	4.17%	0.68%	4.17%	80%
(0.22)	6.45	(12.55)%	571.1	0.69%	3.07%	0.69%	3.07%	278%
(0.51)	7.62	6.55%	679.1	0.68%	2.28%	0.68%	2.28%	268%
(0.21)	7.63	7.01%	504.0	0.71%	2.83%	0.71%	2.83%	156%
(0.28)	7.34	13.39%	464.2	0.71%	3.18%	0.71%	3.18%	153%
(0.27)	6.88	9.65%	470.4	0.93%	3.92%	0.93%	3.92%	80%
(0.20)	6.53	(12.64)%	495.4	0.94%	2.82%	0.94%	2.82%	278%
(0.49)	7.70	6.22%	623.5	0.93%	2.01%	0.93%	2.01%	268%
(0.19)	7.71	6.67%	609.6	0.95%	2.58%	0.95%	2.58%	156%
(0.26)	7.42	13.12%	620.6	0.96%	2.96%	0.96%	2.96%	153%

(b) Total return assumes dividend reinvestment and does not reflect any deduction for applicable sales charges. Not annualized for periods less than one year.

(c) Portfolio turnover rate may include mortgage dollar roll purchase and sale transactions which may increase portfolio turnover rates. Additional information can be found in the accompanying Notes to Financial Statements.

** Computed on an annualized basis for periods less than one year.

Thrivent Mutual Funds

Financial Highlights – continued

PER SHARE OUTSTANDING THROUGHOUT EACH PERIOD*

	Income From Investment Operations			Less Distributions From		
	Net Asset Value, Beginning of Period	Net Investment Income/(Loss)	Net Realized and Unrealized Gain/(Loss) on Investments ^(a)	Total from Investment Operations	Net Investment Income	Net Realized Gain on Investments
Global Stock Fund						
Class S Shares						
Year Ended 10/31/2023	\$23.00	\$0.51	\$ 1.45	\$ 1.96	\$(0.30)	\$(0.50)
Year Ended 10/31/2022	33.09	0.30	(6.17)	(5.87)	(0.32)	(3.90)
Year Ended 10/31/2021	24.14	0.23	9.62	9.85	(0.27)	(0.63)
Year Ended 10/31/2020	26.46	0.24	0.64	0.88	(0.41)	(2.79)
Year Ended 10/31/2019	26.88	0.43	1.46	1.89	(0.39)	(1.92)
Class A Shares						
Year Ended 10/31/2023	22.64	0.43	1.42	1.85	(0.22)	(0.50)
Year Ended 10/31/2022	32.65	0.20	(6.08)	(5.88)	(0.23)	(3.90)
Year Ended 10/31/2021	23.82	0.14	9.51	9.65	(0.19)	(0.63)
Year Ended 10/31/2020	26.16	0.15	0.62	0.77	(0.32)	(2.79)
Year Ended 10/31/2019	26.59	0.34	1.45	1.79	(0.30)	(1.92)
Government Bond Fund						
Class S Shares						
Year Ended 10/31/2023	8.64	0.28	(0.37)	(0.09)	(0.28)	—
Year Ended 10/31/2022	10.08	0.18	(1.44)	(1.26)	(0.18)	—
Year Ended 10/31/2021	10.53	0.11	(0.23)	(0.12)	(0.11)	(0.22)
Year Ended 10/31/2020	10.11	0.15	0.44	0.59	(0.15)	(0.02)
Year Ended 10/31/2019	9.47	0.20	0.64	0.84	(0.20)	—
Class A Shares						
Year Ended 10/31/2023	8.64	0.26	(0.37)	(0.11)	(0.26)	—
Year Ended 10/31/2022	10.07	0.16	(1.43)	(1.27)	(0.16)	—
Year Ended 10/31/2021	10.53	0.09	(0.24)	(0.15)	(0.09)	(0.22)
Year Ended 10/31/2020	10.11	0.14	0.44	0.58	(0.14)	(0.02)
Year Ended 10/31/2019	9.47	0.19	0.64	0.83	(0.19)	—
High Income Municipal Bond Fund						
Class S Shares						
Year Ended 10/31/2023	8.63	0.34	(0.04)	0.30	(0.34)	—
Year Ended 10/31/2022	10.95	0.28	(2.32)	(2.04)	(0.28)	—
Year Ended 10/31/2021	10.29	0.31	0.66	0.97	(0.31)	—
Year Ended 10/31/2020	10.66	0.30	(0.36)	(0.06)	(0.31)	—
Year Ended 10/31/2019	9.86	0.31	0.81	1.12	(0.32)	—

(a) The amount shown may not correlate with the change in aggregate gains and losses of portfolio securities due to the timing of sales and redemptions of fund shares.

* All per share amounts have been rounded to the nearest cent.

Thrivent Mutual Funds

Financial Highlights – continued

RATIOS / SUPPLEMENTAL DATA								
Total Distributions	Net Asset Value, End of Period	Total Return ^(b)	Net Assets, End of Period (in millions)	Ratio to Average Net Assets**		Ratios to Average Net Assets Before Expenses Waived, Credited or Acquired Fund Fees and Expenses**		Portfolio Turnover Rate ^(c)
				Expenses	Net Investment Income/(Loss)	Expenses	Net Investment Income/(Loss)	
\$(0.80)	\$24.16	8.72%	\$ 371.6	0.66%	2.07%	0.66%	2.07%	62%
(4.22)	23.00	(20.24)%	343.9	0.65%	1.18%	0.65%	1.18%	58%
(0.90)	33.09	41.67%	429.9	0.64%	0.78%	0.64%	0.78%	60%
(3.20)	24.14	3.18%	301.3	0.66%	1.10%	0.66%	1.10%	59%
(2.31)	26.46	8.12%	296.7	0.65%	1.75%	0.65%	1.75%	73%
(0.72)	23.77	8.34%	1,327.5	0.98%	1.75%	0.98%	1.75%	62%
(4.13)	22.64	(20.51)%	1,325.5	0.97%	0.85%	0.97%	0.85%	58%
(0.82)	32.65	41.28%	1,802.8	0.96%	0.45%	0.96%	0.45%	60%
(3.11)	23.82	2.78%	1,383.1	1.02%	0.75%	1.02%	0.75%	59%
(2.22)	26.16	7.73%	1,478.5	1.01%	1.39%	1.01%	1.39%	73%
(0.28)	8.27	(1.21)%	79.1	0.53%	3.16%	0.70%	2.99%	230%
(0.18)	8.64	(12.60)%	80.8	0.59%	1.89%	0.68%	1.80%	372%
(0.33)	10.08	(1.21)%	104.5	0.65%	1.07%	0.65%	1.07%	427%
(0.17)	10.53	5.88%	83.9	0.73%	1.39%	0.73%	1.39%	322%
(0.20)	10.11	8.95%	49.9	0.75%	2.04%	0.77%	2.02%	274%
(0.26)	8.27	(1.43)%	2.1	0.75%	2.91%	1.21%	2.45%	230%
(0.16)	8.64	(12.68)%	2.5	0.77%	1.69%	1.18%	1.28%	372%
(0.31)	10.07	(1.50)%	3.6	0.85%	0.86%	1.09%	0.62%	427%
(0.16)	10.53	5.76%	4.1	0.85%	1.32%	1.08%	1.10%	322%
(0.19)	10.11	8.84%	4.5	0.85%	1.94%	1.06%	1.73%	274%
(0.34)	8.59	3.36%	34.9	0.60%	3.77%	1.22%	3.15%	72%
(0.28)	8.63	(18.90)%	31.1	0.60%	2.77%	1.20%	2.18%	49%
(0.31)	10.95	9.51%	33.6	0.60%	2.80%	1.37%	2.03%	47%
(0.31)	10.29	(0.56)%	18.2	0.61%	2.99%	1.62%	1.98%	94%
(0.32)	10.66	11.51%	13.8	0.66%	3.07%	2.36%	1.37%	93%

(b) Total return assumes dividend reinvestment and does not reflect any deduction for applicable sales charges. Not annualized for periods less than one year.

(c) Portfolio turnover rate may include mortgage dollar roll purchase and sale transactions which may increase portfolio turnover rates. Additional information can be found in the accompanying Notes to Financial Statements.

** Computed on an annualized basis for periods less than one year.

Thrivent Mutual Funds

Financial Highlights – continued

PER SHARE OUTSTANDING THROUGHOUT EACH PERIOD*

	Net Asset Value, Beginning of Period	Income From Investment Operations			Less Distributions From	
		Net Investment Income/(Loss)	Net Realized and Unrealized Gain/(Loss) on Investments ^(a)	Total from Investment Operations	Net Investment Income	Net Realized Gain on Investments
High Yield Fund						
Class S Shares						
Year Ended 10/31/2023	\$ 3.98	\$0.23	\$(0.03)	\$ 0.20	\$(0.24)	\$ —
Year Ended 10/31/2022	4.68	0.22	(0.70)	(0.48)	(0.22)	—
Year Ended 10/31/2021	4.49	0.22	0.19	0.41	(0.22)	—
Year Ended 10/31/2020	4.73	0.24	(0.24)	0.00	(0.24)	—
Year Ended 10/31/2019	4.64	0.26	0.09	0.35	(0.26)	—
Class A Shares						
Year Ended 10/31/2023	3.97	0.22	(0.02)	0.20	(0.23)	—
Year Ended 10/31/2022	4.67	0.20	(0.69)	(0.49)	(0.21)	—
Year Ended 10/31/2021	4.49	0.20	0.18	0.38	(0.20)	—
Year Ended 10/31/2020	4.73	0.22	(0.23)	(0.01)	(0.23)	—
Year Ended 10/31/2019	4.63	0.25	0.10	0.35	(0.25)	—
Income Fund						
Class S Shares						
Year Ended 10/31/2023	7.53	0.32	(0.07)	0.25	(0.32)	—
Year Ended 10/31/2022	9.79	0.27	(2.09)	(1.82)	(0.28)	(0.16)
Year Ended 10/31/2021	9.98	0.27	0.08	0.35	(0.27)	(0.27)
Year Ended 10/31/2020	9.55	0.29	0.47	0.76	(0.29)	(0.04)
Year Ended 10/31/2019	8.70	0.32	0.85	1.17	(0.32)	—
Class A Shares						
Year Ended 10/31/2023	7.53	0.30	(0.08)	0.22	(0.29)	—
Year Ended 10/31/2022	9.80	0.25	(2.11)	(1.86)	(0.25)	(0.16)
Year Ended 10/31/2021	9.99	0.25	0.07	0.32	(0.24)	(0.27)
Year Ended 10/31/2020	9.56	0.26	0.47	0.73	(0.26)	(0.04)
Year Ended 10/31/2019	8.70	0.29	0.86	1.15	(0.29)	—
International Allocation Fund						
Class S Shares						
Year Ended 10/31/2023	8.36	0.27	0.74	1.01	(0.19)	—
Year Ended 10/31/2022	12.21	0.19	(2.97)	(2.78)	(0.26)	(0.81)
Year Ended 10/31/2021	9.19	0.18	3.01	3.19	(0.17)	—
Year Ended 10/31/2020	10.23	0.14	(0.92)	(0.78)	(0.26)	—
Year Ended 10/31/2019	9.87	0.23	0.67	0.90	(0.22)	(0.32)
Class A Shares						
Year Ended 10/31/2023	8.29	0.25	0.73	0.98	(0.15)	—
Year Ended 10/31/2022	12.13	0.15	(2.97)	(2.82)	(0.21)	(0.81)
Year Ended 10/31/2021	9.13	0.15	2.98	3.13	(0.13)	—
Year Ended 10/31/2020	10.16	0.12	(0.93)	(0.81)	(0.22)	—
Year Ended 10/31/2019	9.80	0.20	0.65	0.85	(0.17)	(0.32)

(a) The amount shown may not correlate with the change in aggregate gains and losses of portfolio securities due to the timing of sales and redemptions of fund shares.

* All per share amounts have been rounded to the nearest cent.

Thrivent Mutual Funds

Financial Highlights – continued

RATIOS / SUPPLEMENTAL DATA								
Total Distributions	Net Asset Value, End of Period	Total Return ^(b)	Net Assets, End of Period (in millions)	Ratio to Average Net Assets**		Ratios to Average Net Assets Before Expenses Waived, Credited or Acquired Fund Fees and Expenses**		Portfolio Turnover Rate ^(c)
				Expenses	Net Investment Income/(Loss)	Expenses	Net Investment Income/(Loss)	
\$(0.24)	\$ 3.94	4.99%	\$339.6	0.54%	5.78%	0.54%	5.78%	28%
(0.22)	3.98	(10.45)%	327.9	0.53%	5.01%	0.53%	5.01%	37%
(0.22)	4.68	9.15%	422.8	0.52%	4.62%	0.52%	4.62%	64%
(0.24)	4.49	0.11%	401.2	0.53%	5.22%	0.53%	5.22%	62%
(0.26)	4.73	7.79%	342.1	0.54%	5.55%	0.54%	5.55%	42%
(0.23)	3.94	4.97%	312.8	0.81%	5.51%	0.81%	5.51%	28%
(0.21)	3.97	(10.73)%	327.1	0.80%	4.75%	0.80%	4.75%	37%
(0.20)	4.67	8.63%	402.6	0.79%	4.36%	0.79%	4.36%	64%
(0.23)	4.49	(0.16)%	407.1	0.80%	4.96%	0.80%	4.96%	62%
(0.25)	4.73	7.74%	437.9	0.80%	5.30%	0.80%	5.30%	42%
(0.32)	7.46	3.12%	659.6	0.47%	4.09%	0.47%	4.09%	48%
(0.44)	7.53	(19.20)%	622.3	0.46%	3.14%	0.46%	3.14%	39%
(0.54)	9.79	3.51%	833.6	0.46%	2.78%	0.46%	2.78%	54%
(0.33)	9.98	8.11%	732.9	0.46%	2.98%	0.46%	2.98%	105%
(0.32)	9.55	13.66%	598.6	0.46%	3.49%	0.46%	3.49%	99%
(0.29)	7.46	2.82%	215.6	0.77%	3.79%	0.77%	3.79%	48%
(0.41)	7.53	(19.52)%	232.0	0.75%	2.84%	0.75%	2.84%	39%
(0.51)	9.80	3.23%	327.9	0.74%	2.50%	0.74%	2.50%	54%
(0.30)	9.99	7.79%	337.9	0.75%	2.69%	0.75%	2.69%	105%
(0.29)	9.56	13.43%	313.7	0.77%	3.19%	0.77%	3.19%	99%
(0.19)	9.18	12.15%	588.4	0.80%	2.64%	0.81%	2.62%	92%
(1.07)	8.36	(24.90)%	644.7	0.81%	2.03%	0.81%	2.03%	90%
(0.17)	12.21	34.98%	849.7	0.82%	1.55%	0.82%	1.55%	124%
(0.26)	9.19	(7.90)%	632.9	0.81%	1.47%	0.81%	1.47%	105%
(0.54)	10.23	9.84%	743.0	0.87%	2.45%	0.87%	2.45%	106%
(0.15)	9.12	11.89%	98.5	1.16%	2.32%	1.34%	2.14%	92%
(1.02)	8.29	(25.28)%	97.2	1.20%	1.62%	1.34%	1.48%	90%
(0.13)	12.13	34.52%	143.6	1.20%	1.17%	1.34%	1.03%	124%
(0.22)	9.13	(8.21)%	117.0	1.20%	1.07%	1.38%	0.89%	105%
(0.49)	10.16	9.36%	144.3	1.27%	2.04%	1.43%	1.89%	106%

(b) Total return assumes dividend reinvestment and does not reflect any deduction for applicable sales charges. Not annualized for periods less than one year.

(c) Portfolio turnover rate may include mortgage dollar roll purchase and sale transactions which may increase portfolio turnover rates. Additional information can be found in the accompanying Notes to Financial Statements.

** Computed on an annualized basis for periods less than one year.

Thrivent Mutual Funds

Financial Highlights – continued

PER SHARE OUTSTANDING THROUGHOUT EACH PERIOD*

	Net Asset Value, Beginning of Period	Income From Investment Operations			Less Distributions From	
		Net Investment Income/(Loss)	Net Realized and Unrealized Gain/(Loss) on Investments ^(a)	Total from Investment Operations	Net Investment Income	Net Realized Gain on Investments
Large Cap Growth Fund						
Class S Shares						
Year Ended 10/31/2023	\$13.91	\$ 0.03	\$ 2.79	\$ 2.82	\$ —	\$(0.99)
Year Ended 10/31/2022	21.57	(0.05)	(6.40)	(6.45)	—	(1.21)
Year Ended 10/31/2021	16.30	(0.08)	6.54	6.46	—	(1.19)
Year Ended 10/31/2020	12.82	(0.02)	4.13	4.11	—	(0.63)
Year Ended 10/31/2019	12.47	0.01	1.48	1.49	—	(1.14)
Class A Shares						
Year Ended 10/31/2023	12.01	0.02	2.34	2.36	—	(0.99)
Year Ended 10/31/2022	18.84	(0.07)	(5.55)	(5.62)	—	(1.21)
Year Ended 10/31/2021	14.42	(0.10)	5.71	5.61	—	(1.19)
Year Ended 10/31/2020	11.45	(0.04)	3.64	3.60	—	(0.63)
Year Ended 10/31/2019	11.30	(0.02)	1.31	1.29	—	(1.14)
Large Cap Value Fund						
Class S Shares						
Year Ended 10/31/2023	26.77	0.53	(0.32)	0.21	(0.47)	(1.15)
Year Ended 10/31/2022	30.00	0.52	(1.52)	(1.00)	(0.36)	(1.87)
Year Ended 10/31/2021	20.59	0.40	10.54	10.94	(0.35)	(1.18)
Year Ended 10/31/2020	22.70	0.43	(2.10)	(1.67)	(0.44)	—
Year Ended 10/31/2019	22.90	0.43	0.89	1.32	(0.35)	(1.17)
Class A Shares						
Year Ended 10/31/2023	26.51	0.47	(0.34)	0.13	(0.39)	(1.15)
Year Ended 10/31/2022	29.73	0.41	(1.49)	(1.08)	(0.27)	(1.87)
Year Ended 10/31/2021	20.42	0.30	10.47	10.77	(0.28)	(1.18)
Year Ended 10/31/2020	22.51	0.37	(2.10)	(1.73)	(0.36)	—
Year Ended 10/31/2019	22.71	0.36	0.88	1.24	(0.27)	(1.17)
Limited Maturity Bond Fund						
Class S Shares						
Year Ended 10/31/2023	11.65	0.35	0.23	0.58	(0.36)	—
Year Ended 10/31/2022	12.65	0.21	(0.98)	(0.77)	(0.22)	(0.01)
Year Ended 10/31/2021	12.67	0.19	(0.02)	0.17	(0.19)	—
Year Ended 10/31/2020	12.52	0.28	0.15	0.43	(0.28)	—
Year Ended 10/31/2019	12.30	0.33	0.22	0.55	(0.33)	—
Class A Shares						
Year Ended 10/31/2023	11.66	0.34	0.21	0.55	(0.34)	—
Year Ended 10/31/2022	12.65	0.19	(0.97)	(0.78)	(0.20)	(0.01)
Year Ended 10/31/2021	12.67	0.17	(0.02)	0.15	(0.17)	—
Year Ended 10/31/2020	12.53	0.25	0.14	0.39	(0.25)	—
Year Ended 10/31/2019	12.30	0.30	0.24	0.54	(0.31)	—

(a) The amount shown may not correlate with the change in aggregate gains and losses of portfolio securities due to the timing of sales and redemptions of fund shares.

* All per share amounts have been rounded to the nearest cent.

Thrivent Mutual Funds

Financial Highlights – continued

RATIOS / SUPPLEMENTAL DATA								
Total Distributions	Net Asset Value, End of Period	Total Return ^(b)	Net Assets, End of Period (in millions)	Ratio to Average Net Assets**		Ratios to Average Net Assets Before Expenses Waived, Credited or Acquired Fund Fees and Expenses**		Portfolio Turnover Rate ^(c)
				Expenses	Net Investment Income/(Loss)	Expenses	Net Investment Income/(Loss)	
(0.99)	\$15.74	21.97%	\$1,751.7	0.76%	0.25%	0.76%	0.25%	52%
(1.21)	13.91	(31.65)%	1,339.4	0.76%	(0.25)%	0.76%	(0.25)%	51%
(1.19)	21.57	41.62%	1,799.2	0.76%	(0.38)%	0.76%	(0.38)%	40%
(0.63)	16.30	33.39%	1,136.4	0.77%	(0.08)%	0.77%	(0.08)%	44%
(1.14)	12.82	13.49%	839.6	0.79%	0.08%	0.79%	0.08%	58%
(0.99)	13.38	21.60%	382.7	1.06%	(0.04)%	1.06%	(0.04)%	52%
(1.21)	12.01	(31.84)%	318.8	1.06%	(0.55)%	1.06%	(0.55)%	51%
(1.19)	18.84	41.13%	480.2	1.06%	(0.67)%	1.06%	(0.67)%	40%
(0.63)	14.42	32.91%	351.2	1.12%	(0.42)%	1.12%	(0.42)%	44%
(1.14)	11.45	13.09%	259.0	1.14%	(0.26)%	1.17%	(0.29)%	58%
(1.62)	25.36	0.75%	1,640.0	0.56%	2.08%	0.56%	2.08%	21%
(2.23)	26.77	(3.61)%	1,556.5	0.55%	1.96%	0.55%	1.96%	21%
(1.53)	30.00	55.43%	1,520.4	0.54%	1.56%	0.54%	1.56%	23%
(0.44)	20.59	(7.61)%	869.6	0.54%	2.00%	0.54%	2.00%	34%
(1.52)	22.70	6.61%	927.3	0.54%	2.03%	0.54%	2.03%	19%
(1.54)	25.10	0.46%	267.9	0.85%	1.79%	0.85%	1.79%	21%
(2.14)	26.51	(3.89)%	288.6	0.85%	1.65%	0.85%	1.65%	21%
(1.46)	29.73	54.89%	296.5	0.86%	1.25%	0.86%	1.25%	23%
(0.36)	20.42	(7.90)%	193.5	0.91%	1.64%	0.91%	1.64%	34%
(1.44)	22.51	6.22%	225.1	0.90%	1.67%	0.90%	1.67%	19%
(0.36)	11.87	5.01%	1,052.2	0.43%	2.98%	0.43%	2.98%	53%
(0.23)	11.65	(6.16)%	1,113.7	0.42%	1.69%	0.42%	1.69%	50%
(0.19)	12.65	1.31%	1,346.8	0.41%	1.45%	0.41%	1.45%	169%
(0.28)	12.67	3.45%	1,025.0	0.43%	2.19%	0.43%	2.19%	153%
(0.33)	12.52	4.51%	729.2	0.43%	2.63%	0.43%	2.63%	109%
(0.34)	11.87	4.76%	240.9	0.58%	2.82%	0.58%	2.82%	53%
(0.21)	11.66	(6.22)%	285.3	0.57%	1.54%	0.57%	1.54%	50%
(0.17)	12.65	1.16%	365.9	0.56%	1.31%	0.56%	1.31%	169%
(0.25)	12.67	3.20%	342.2	0.60%	2.03%	0.60%	2.03%	153%
(0.31)	12.53	4.40%	292.0	0.61%	2.45%	0.61%	2.45%	109%

(b) Total return assumes dividend reinvestment and does not reflect any deduction for applicable sales charges. Not annualized for periods less than one year.

(c) Portfolio turnover rate may include mortgage dollar roll purchase and sale transactions which may increase portfolio turnover rates. Additional information can be found in the accompanying Notes to Financial Statements.

** Computed on an annualized basis for periods less than one year.

Thrivent Mutual Funds

Financial Highlights – continued

PER SHARE OUTSTANDING THROUGHOUT EACH PERIOD*

	Income From Investment Operations			Less Distributions From		
	Net Asset Value, Beginning of Period	Net Investment Income/(Loss)	Net Realized and Unrealized Gain/(Loss) on Investments ^(a)	Total from Investment Operations	Net Investment Income	Net Realized Gain on Investments
Low Volatility Equity Fund						
Class S Shares						
Year Ended 10/31/2023	\$11.85	\$ 0.25	\$ 0.27	\$ 0.52	\$(0.17)	\$(0.15)
Year Ended 10/31/2022	14.16	0.15	(1.65)	(1.50)	(0.15)	(0.66)
Year Ended 10/31/2021	11.58	0.16	2.62	2.78	(0.20)	—
Year Ended 10/31/2020	12.20	0.18	(0.57)	(0.39)	(0.14)	(0.09)
Year Ended 10/31/2019	10.85	0.14	1.52	1.66	(0.13)	(0.18)
Mid Cap Growth Fund						
Class S Shares						
Year Ended 10/31/2023	11.74	(0.03)	(0.23)	(0.26)	—	—
Year Ended 10/31/2022	17.34	(0.05)	(5.05)	(5.10)	—	(0.50)
Year Ended 10/31/2021	12.65	(0.07)	5.18	5.11	—	(0.42)
Year Ended 10/31/2020 ^(d)	10.00	(0.05)	2.70	2.65	—	—
Mid Cap Stock Fund						
Class S Shares						
Year Ended 10/31/2023	31.71	0.13	(1.38)	(1.25)	(0.11)	(0.76)
Year Ended 10/31/2022	41.63	0.05	(5.87)	(5.82)	(0.04)	(4.06)
Year Ended 10/31/2021 ^(e)	28.04	0.05	14.62	14.67	(0.09)	(0.99)
Year Ended 10/31/2020	27.10	0.10	1.61	1.71	(0.10)	(0.67)
Year Ended 10/31/2019	28.06	0.01	1.71	1.72	(0.11)	(2.57)
Class A Shares						
Year Ended 10/31/2023	26.95	0.07	(1.19)	(1.12)	(0.05)	(0.76)
Year Ended 10/31/2022	36.05	0.04	(5.08)	(5.04)	—	(4.06)
Year Ended 10/31/2021	24.40	(0.04)	12.71	12.67	(0.03)	(0.99)
Year Ended 10/31/2020	23.68	0.01	1.42	1.43	(0.04)	(0.67)
Year Ended 10/31/2019	24.87	0.06	1.36	1.42	(0.04)	(2.57)
Mid Cap Value Fund						
Class S Shares						
Year Ended 10/31/2023	15.09	0.20	(0.55)	(0.35)	(0.13)	(0.32)
Year Ended 10/31/2022	16.16	0.14	(0.55)	(0.41)	(0.04)	(0.62)
Year Ended 10/31/2021	10.20	0.07	5.97	6.04	(0.08)	—
Year Ended 10/31/2020 ^(d)	10.00	0.05	0.15	0.20	—	—

(a) The amount shown may not correlate with the change in aggregate gains and losses of portfolio securities due to the timing of sales and redemptions of fund shares.

(d) Since fund inception, February 28, 2020.

(e) Per share amounts have been calculated using the average shares method.

* All per share amounts have been rounded to the nearest cent.

Thrivent Mutual Funds

Financial Highlights – continued

RATIOS / SUPPLEMENTAL DATA

Total Distributions	Net Asset Value, End of Period	Total Return ^(b)	Net Assets, End of Period (in millions)	Ratio to Average Net Assets**		Ratios to Average Net Assets Before Expenses Waived, Credited or Acquired Fund Fees and Expenses**		Portfolio Turnover Rate ^(c)
				Expenses	Net Investment Income/(Loss)	Expenses	Net Investment Income/(Loss)	
\$ (0.32)	\$12.05	4.38%	\$ 26.0	0.95%	1.84%	1.42%	1.37%	88%
(0.81)	11.85	(11.33)%	29.2	0.95%	1.28%	1.41%	0.82%	76%
(0.20)	14.16	24.25%	29.5	0.95%	1.15%	1.43%	0.67%	75%
(0.23)	11.58	(3.33)%	28.5	0.98%	1.68%	1.44%	1.21%	72%
(0.31)	12.20	15.75%	19.3	1.20%	1.59%	1.96%	0.83%	58%
—	11.48	(2.21)%	25.1	0.90%	(0.36)%	1.82%	(1.28)%	42%
(0.50)	11.74	(30.15)%	20.3	0.90%	(0.50)%	2.08%	(1.69)%	33%
(0.42)	17.34	41.11%	19.3	0.92%	(0.58)%	2.33%	(1.99)%	61%
—	12.65	26.50%	6.0	1.00%	(0.62)%	3.60%	(3.23)%	57%
(0.87)	29.59	(4.05)%	2,274.6	0.75%	0.50%	0.75%	0.50%	32%
(4.10)	31.71	(15.41)%	2,083.1	0.75%	0.29%	0.75%	0.29%	27%
(1.08)	41.63	53.40%	2,148.8	0.74%	0.14%	0.74%	0.14%	48%
(0.77)	28.04	6.37%	1,100.6	0.76%	0.37%	0.76%	0.37%	40%
(2.68)	27.10	7.25%	1,081.0	0.77%	0.50%	0.77%	0.50%	28%
(0.81)	25.02	(4.28)%	1,235.3	0.97%	0.28%	0.97%	0.28%	32%
(4.06)	26.95	(15.62)%	1,370.5	0.97%	0.07%	0.97%	0.07%	27%
(1.02)	36.05	53.09%	1,651.7	0.98%	(0.11)%	0.98%	(0.11)%	48%
(0.71)	24.40	6.08%	1,146.3	1.04%	0.10%	1.04%	0.10%	40%
(2.61)	23.68	6.89%	1,174.7	1.04%	0.22%	1.04%	0.22%	28%
(0.45)	14.29	(2.40)%	33.2	0.90%	1.42%	1.56%	0.76%	43%
(0.66)	15.09	(2.70)%	19.8	0.90%	1.07%	2.04%	(0.07)%	31%
(0.08)	16.16	59.38%	12.0	0.92%	0.53%	2.73%	(1.28)%	36%
—	10.20	2.00%	5.0	1.00%	0.75%	3.80%	(2.04)%	58%

(b) Total return assumes dividend reinvestment and does not reflect any deduction for applicable sales charges. Not annualized for periods less than one year.

(c) Portfolio turnover rate may include mortgage dollar roll purchase and sale transactions which may increase portfolio turnover rates. Additional information can be found in the accompanying Notes to Financial Statements.

** Computed on an annualized basis for periods less than one year.

Thrivent Mutual Funds

Financial Highlights – continued

PER SHARE OUTSTANDING THROUGHOUT EACH PERIOD*

	Net Asset Value, Beginning of Period	Income From Investment Operations			Less Distributions From	
		Net Investment Income/(Loss)	Net Realized and Unrealized Gain/(Loss) on Investments ^(a)	Total from Investment Operations	Net Investment Income	Net Realized Gain on Investments
Moderate Allocation Fund						
Class S Shares						
Year Ended 10/31/2023	\$13.26	\$0.29	\$ 0.30	\$ 0.59	\$(0.29)	\$ —
Year Ended 10/31/2022	16.94	0.20	(2.81)	(2.61)	(0.27)	(0.80)
Year Ended 10/31/2021	14.33	0.18	3.05	3.23	(0.18)	(0.44)
Year Ended 10/31/2020	14.19	0.21	0.67	0.88	(0.22)	(0.52)
Year Ended 10/31/2019	13.41	0.25	1.11	1.36	(0.27)	(0.31)
Class A Shares						
Year Ended 10/31/2023	13.22	0.26	0.30	0.56	(0.26)	—
Year Ended 10/31/2022	16.89	0.16	(2.80)	(2.64)	(0.23)	(0.80)
Year Ended 10/31/2021	14.29	0.14	3.05	3.19	(0.15)	(0.44)
Year Ended 10/31/2020	14.15	0.18	0.66	0.84	(0.18)	(0.52)
Year Ended 10/31/2019	13.37	0.21	1.12	1.33	(0.24)	(0.31)
Moderately Aggressive Allocation Fund						
Class S Shares						
Year Ended 10/31/2023	14.61	0.25	0.42	0.67	(0.18)	(0.28)
Year Ended 10/31/2022	18.97	0.18	(3.27)	(3.09)	(0.27)	(1.00)
Year Ended 10/31/2021	15.31	0.13	4.24	4.37	(0.15)	(0.56)
Year Ended 10/31/2020	15.38	0.17	0.72	0.89	(0.20)	(0.76)
Year Ended 10/31/2019	14.75	0.20	1.25	1.45	(0.23)	(0.59)
Class A Shares						
Year Ended 10/31/2023	14.45	0.22	0.41	0.63	(0.15)	(0.28)
Year Ended 10/31/2022	18.78	0.13	(3.23)	(3.10)	(0.23)	(1.00)
Year Ended 10/31/2021	15.16	0.10	4.20	4.30	(0.12)	(0.56)
Year Ended 10/31/2020	15.24	0.15	0.70	0.85	(0.17)	(0.76)
Year Ended 10/31/2019	14.62	0.17	1.23	1.40	(0.19)	(0.59)
Moderately Conservative Allocation Fund						
Class S Shares						
Year Ended 10/31/2023	11.27	0.32	0.01	0.33	(0.31)	—
Year Ended 10/31/2022	13.97	0.22	(2.36)	(2.14)	(0.26)	(0.30)
Year Ended 10/31/2021	12.80	0.19	1.49	1.68	(0.19)	(0.32)
Year Ended 10/31/2020	12.74	0.23	0.47	0.70	(0.23)	(0.41)
Year Ended 10/31/2019	12.02	0.27	0.93	1.20	(0.29)	(0.19)
Class A Shares						
Year Ended 10/31/2023	11.23	0.29	0.01	0.30	(0.28)	—
Year Ended 10/31/2022	13.92	0.19	(2.35)	(2.16)	(0.23)	(0.30)
Year Ended 10/31/2021	12.76	0.16	1.48	1.64	(0.16)	(0.32)
Year Ended 10/31/2020	12.70	0.20	0.47	0.67	(0.20)	(0.41)
Year Ended 10/31/2019	11.98	0.24	0.93	1.17	(0.26)	(0.19)

(a) The amount shown may not correlate with the change in aggregate gains and losses of portfolio securities due to the timing of sales and redemptions of fund shares.

* All per share amounts have been rounded to the nearest cent.

Thrivent Mutual Funds

Financial Highlights – continued

RATIOS / SUPPLEMENTAL DATA								
Total Distributions	Net Asset Value, End of Period	Total Return ^(b)	Net Assets, End of Period (in millions)	Ratio to Average Net Assets**		Ratios to Average Net Assets Before Expenses Waived, Credited or Acquired Fund Fees and Expenses**		Portfolio Turnover Rate ^(c)
				Expenses	Net Investment Income/(Loss)	Expenses	Net Investment Income/(Loss)	
(0.29)	\$13.56	4.42%	\$1,416.0	0.56%	2.10%	0.75%	1.91%	41%
(1.07)	13.26	(16.35)%	1,328.1	0.56%	1.32%	0.74%	1.14%	96%
(0.62)	16.94	23.07%	1,456.3	0.54%	1.08%	0.74%	0.89%	120%
(0.74)	14.33	6.40%	973.0	0.58%	1.48%	0.76%	1.30%	117%
(0.58)	14.19	10.57%	712.2	0.57%	1.78%	0.77%	1.59%	145%
(0.26)	13.52	4.19%	1,737.4	0.79%	1.88%	0.98%	1.69%	41%
(1.03)	13.22	(16.54)%	1,791.8	0.79%	1.10%	0.98%	0.91%	96%
(0.59)	16.89	22.78%	2,246.9	0.78%	0.88%	0.97%	0.68%	120%
(0.70)	14.29	6.16%	1,888.6	0.81%	1.32%	0.99%	1.14%	117%
(0.55)	14.15	10.34%	1,884.8	0.80%	1.59%	1.00%	1.39%	145%
(0.46)	14.82	4.68%	1,448.5	0.60%	1.63%	0.83%	1.39%	34%
(1.27)	14.61	(17.47)%	1,296.1	0.60%	1.03%	0.83%	0.80%	62%
(0.71)	18.97	29.32%	1,399.0	0.59%	0.72%	0.83%	0.48%	76%
(0.96)	15.31	6.00%	924.3	0.63%	1.18%	0.85%	0.96%	81%
(0.82)	15.38	10.62%	782.5	0.62%	1.36%	0.86%	1.12%	98%
(0.43)	14.65	4.43%	2,150.4	0.80%	1.45%	1.03%	1.22%	34%
(1.23)	14.45	(17.66)%	2,168.1	0.80%	0.86%	1.03%	0.62%	62%
(0.68)	18.78	29.10%	2,740.2	0.79%	0.56%	1.03%	0.32%	76%
(0.93)	15.16	5.77%	2,234.1	0.83%	1.03%	1.05%	0.81%	81%
(0.78)	15.24	10.36%	2,251.4	0.83%	1.21%	1.06%	0.98%	98%
(0.31)	11.29	2.88%	459.6	0.58%	2.67%	0.73%	2.53%	49%
(0.56)	11.27	(15.80)%	471.9	0.58%	1.76%	0.72%	1.62%	140%
(0.51)	13.97	13.40%	525.5	0.58%	1.37%	0.72%	1.22%	159%
(0.64)	12.80	5.69%	350.0	0.59%	1.81%	0.73%	1.66%	146%
(0.48)	12.74	10.33%	267.1	0.58%	2.18%	0.73%	2.03%	182%
(0.28)	11.25	2.63%	572.4	0.82%	2.43%	0.97%	2.29%	49%
(0.53)	11.23	(16.00)%	621.1	0.82%	1.52%	0.96%	1.38%	140%
(0.48)	13.92	13.09%	797.2	0.81%	1.16%	0.96%	1.01%	159%
(0.61)	12.76	5.45%	725.8	0.83%	1.60%	0.97%	1.46%	146%
(0.45)	12.70	10.09%	701.9	0.82%	1.98%	0.98%	1.83%	182%

(b) Total return assumes dividend reinvestment and does not reflect any deduction for applicable sales charges. Not annualized for periods less than one year.

(c) Portfolio turnover rate may include mortgage dollar roll purchase and sale transactions which may increase portfolio turnover rates. Additional information can be found in the accompanying Notes to Financial Statements.

** Computed on an annualized basis for periods less than one year.

Thrivent Mutual Funds

Financial Highlights – continued

PER SHARE OUTSTANDING THROUGHOUT EACH PERIOD*

	Income From Investment Operations			Less Distributions From		
	Net Asset Value, Beginning of Period	Net Investment Income/(Loss)	Net Realized and Unrealized Gain/(Loss) on Investments ^(a)	Total from Investment Operations	Net Investment Income	
Money Market Fund						
Class S Shares						
Year Ended 10/31/2023	\$ 1.00	\$0.04	\$ —	\$ 0.04	\$(0.04)	\$ —
Year Ended 10/31/2022	1.00	0.01	—	0.01	(0.01)	—
Year Ended 10/31/2021	1.00	—	—	—	—	—
Year Ended 10/31/2020	1.00	0.01	—	0.01	(0.01)	—
Year Ended 10/31/2019	1.00	0.02	—	0.02	(0.02)	—
Class A Shares						
Year Ended 10/31/2023	1.00	0.04	—	0.04	(0.04)	—
Year Ended 10/31/2022	1.00	0.01	—	0.01	(0.01)	—
Year Ended 10/31/2021	1.00	—	—	—	—	—
Year Ended 10/31/2020	1.00	0.01	—	0.01	(0.01)	—
Year Ended 10/31/2019	1.00	0.02	—	0.02	(0.02)	—
Multidimensional Income Fund						
Class S Shares						
Year Ended 12/31/2023	8.46	0.40	0.30	0.70	(0.41)	—
Year Ended 12/31/2022	10.24	0.37	(1.74)	(1.37)	(0.39)	—
Year Ended 12/31/2021	10.17	0.36	0.21	0.57	(0.36)	(0.13)
Year Ended 12/31/2020	10.06	0.43	0.11	0.54	(0.41)	—
Year Ended 12/31/2019	9.13	0.38	0.99	1.37	(0.40)	—
Municipal Bond Fund						
Class S Shares						
Year Ended 10/31/2023	9.58	0.33	(0.19)	0.14	(0.34)	—
Year Ended 10/31/2022	11.51	0.30	(1.91)	(1.61)	(0.32)	—
Year Ended 10/31/2021	11.42	0.34	0.08	0.42	(0.33)	—
Year Ended 10/31/2020	11.47	0.34	(0.04)	0.30	(0.35)	—
Year Ended 10/31/2019	10.89	0.37	0.59	0.96	(0.38)	—
Class A Shares						
Year Ended 10/31/2023	9.58	0.30	(0.18)	0.12	(0.32)	—
Year Ended 10/31/2022	11.51	0.27	(1.90)	(1.63)	(0.30)	—
Year Ended 10/31/2021	11.42	0.29	0.11	0.40	(0.31)	—
Year Ended 10/31/2020	11.47	0.30	(0.02)	0.28	(0.33)	—
Year Ended 10/31/2019	10.89	0.33	0.61	0.94	(0.36)	—

(a) The amount shown may not correlate with the change in aggregate gains and losses of portfolio securities due to the timing of sales and redemptions of fund shares.

* All per share amounts have been rounded to the nearest cent.

Thrivent Mutual Funds

Financial Highlights – continued

RATIOS / SUPPLEMENTAL DATA									
Return of Capital	Total Distributions	Net Asset Value, End of Period	Total Return ^(b)	Net Assets, End of Period (in millions)	Ratio to Average Net Assets**		Ratios to Average Net Assets Before Expenses Waived, Credited or Acquired Fund Fees and Expenses**		Portfolio Turnover Rate ^(c)
					Expenses	Net Investment Income/(Loss)	Expenses	Net Investment Income/(Loss)	
\$ —	\$ (0.04)	\$ 1.00	4.56%	\$1,405.1	0.37%	4.63%	0.37%	4.63%	\$N/A
—	(0.01)	1.00	0.67%	536.4	0.40%	0.85%	0.41%	0.84%	N/A
—	—	1.00	0.00%	276.0	0.11%	0.00%	0.50%	(0.40)%	N/A
—	(0.01)	1.00	0.56%	355.5	0.33%	0.52%	0.49%	0.35%	N/A
—	(0.02)	1.00	1.97%	298.1	0.40%	1.94%	0.50%	1.84%	N/A
—	(0.04)	1.00	4.55%	616.6	0.39%	4.52%	0.44%	4.47%	N/A
—	(0.01)	1.00	0.61%	409.5	0.44%	0.65%	0.50%	0.58%	N/A
—	—	1.00	0.00%	349.4	0.11%	(0.01)%	0.59%	(0.49)%	N/A
—	(0.01)	1.00	0.52%	399.4	0.37%	0.49%	0.61%	0.25%	N/A
—	(0.02)	1.00	1.87%	359.4	0.50%	1.85%	0.64%	1.71%	N/A
—	(0.41)	8.75	8.51%	52.8	0.74%	4.73%	1.08%	4.39%	94%
(0.02)	(0.41)	8.46	(13.49)%	59.8	0.73%	4.16%	1.01%	3.89%	59%
(0.01)	(0.50)	10.24	5.72%	70.2	0.85%	3.38%	1.09%	3.14%	44%
(0.02)	(0.43)	10.17	5.74%	37.5	0.85%	4.14%	1.36%	3.63%	61%
(0.04)	(0.44)	10.06	15.18%	20.6	1.00%	3.89%	1.60%	3.29%	113%
—	(0.34)	9.38	1.32%	341.8	0.52%	3.29%	0.56%	3.26%	37%
—	(0.32)	9.58	(14.22)%	357.1	0.54%	2.81%	0.54%	2.81%	42%
—	(0.33)	11.51	3.73%	440.0	0.54%	2.72%	0.54%	2.72%	16%
—	(0.35)	11.42	2.68%	335.4	0.54%	2.86%	0.54%	2.86%	29%
—	(0.38)	11.47	8.98%	285.4	0.54%	3.14%	0.54%	3.14%	31%
—	(0.32)	9.38	1.08%	829.3	0.76%	3.06%	0.76%	3.06%	37%
—	(0.30)	9.58	(14.40)%	923.5	0.74%	2.61%	0.74%	2.61%	42%
—	(0.31)	11.51	3.52%	1,186.3	0.74%	2.49%	0.74%	2.49%	16%
—	(0.33)	11.42	2.48%	1,215.5	0.74%	2.68%	0.74%	2.68%	29%
—	(0.36)	11.47	8.76%	1,253.7	0.75%	2.99%	0.75%	2.99%	31%

(b) Total return assumes dividend reinvestment and does not reflect any deduction for applicable sales charges. Not annualized for periods less than one year.

(c) Portfolio turnover rate may include mortgage dollar roll purchase and sale transactions which may increase portfolio turnover rates. Additional information can be found in the accompanying Notes to Financial Statements.

** Computed on an annualized basis for periods less than one year.

Thrivent Mutual Funds

Financial Highlights – continued

PER SHARE OUTSTANDING THROUGHOUT EACH PERIOD*

	Net Asset Value, Beginning of Period	Income From Investment Operations			Less Distributions From	
		Net Investment Income/(Loss)	Net Realized and Unrealized Gain/(Loss) on Investments ^(a)	Total from Investment Operations	Net Investment Income	Net Realized Gain on Investments
Opportunity Income Plus Fund						
Class S Shares						
Year Ended 10/31/2023	\$ 8.57	\$ 0.43	\$ (0.11)	\$ 0.32	\$(0.43)	\$ —
Year Ended 10/31/2022	10.13	0.34	(1.54)	(1.20)	(0.36)	—
Year Ended 10/31/2021	9.97	0.30	0.16	0.46	(0.30)	—
Year Ended 10/31/2020	10.11	0.34	(0.14)	0.20	(0.34)	—
Year Ended 10/31/2019	9.96	0.42	0.15	0.57	(0.42)	—
Class A Shares						
Year Ended 10/31/2023	8.57	0.40	(0.10)	0.30	(0.41)	—
Year Ended 10/31/2022	10.13	0.32	(1.55)	(1.23)	(0.33)	—
Year Ended 10/31/2021	9.97	0.27	0.16	0.43	(0.27)	—
Year Ended 10/31/2020	10.11	0.32	(0.14)	0.18	(0.32)	—
Year Ended 10/31/2019	9.96	0.39	0.15	0.54	(0.39)	—
Small Cap Growth Fund						
Class S Shares						
Year Ended 10/31/2023	15.36	(0.00)	(1.70)	(1.70)	—	—
Year Ended 10/31/2022	20.48	(0.09)	(4.57)	(4.66)	—	(0.46)
Year Ended 10/31/2021	14.80	(0.07)	6.14	6.07	—	(0.39)
Year Ended 10/31/2020	10.87	(0.04)	4.03	3.99	—	(0.06)
Year Ended 10/31/2019	10.57	(0.05)	0.55	0.50	—	(0.20)
Small Cap Stock Fund						
Class S Shares						
Year Ended 10/31/2023	29.22	0.15	(2.14)	(1.99)	(0.11)	(2.42)
Year Ended 10/31/2022	35.75	0.09	(2.96)	(2.87)	(0.18)	(3.48)
Year Ended 10/31/2021 ^(d)	23.03	0.08	13.11	13.19	(0.18)	(0.29)
Year Ended 10/31/2020 ^(d)	24.44	0.13	0.55	0.68	(0.11)	(1.98)
Year Ended 10/31/2019 ^(d)	26.35	0.10	1.05	1.15	—	(3.06)
Class A Shares						
Year Ended 10/31/2023	22.04	0.11	(1.62)	(1.51)	(0.07)	(2.42)
Year Ended 10/31/2022	27.87	0.08	(2.31)	(2.23)	(0.12)	(3.48)
Year Ended 10/31/2021	18.04	(0.01)	10.26	10.25	(0.13)	(0.29)
Year Ended 10/31/2020	19.58	0.05	0.45	0.50	(0.06)	(1.98)
Year Ended 10/31/2019	21.82	0.04	0.78	0.82	—	(3.06)

(a) The amount shown may not correlate with the change in aggregate gains and losses of portfolio securities due to the timing of sales and redemptions of fund shares.

(d) Per share amounts have been calculated using the average shares outstanding method.

* All per share amounts have been rounded to the nearest cent.

Thrivent Mutual Funds

Financial Highlights – continued


RATIOS / SUPPLEMENTAL DATA								
Total Distributions	Net Asset Value, End of Period	Total Return ^(b)	Net Assets, End of Period (in millions)	Ratio to Average Net Assets**		Ratios to Average Net Assets Before Expenses Waived, Credited or Acquired Fund Fees and Expenses**		Portfolio Turnover Rate ^(c)
				Expenses	Net Investment Income/(Loss)	Expenses	Net Investment Income/(Loss)	
\$(0.43)	\$ 8.46	3.68%	\$ 481.4	0.64%	4.88%	0.64%	4.88%	81%
(0.36)	8.57	(12.07)%	450.7	0.62%	3.63%	0.62%	3.63%	175%
(0.30)	10.13	4.65%	615.3	0.60%	2.96%	0.60%	2.96%	228%
(0.34)	9.97	2.10%	534.7	0.61%	3.46%	0.61%	3.46%	186%
(0.42)	10.11	5.85%	408.8	0.62%	4.16%	0.62%	4.16%	186%
(0.41)	8.46	3.42%	165.3	0.90%	4.62%	0.90%	4.62%	81%
(0.33)	8.57	(12.29)%	182.5	0.88%	3.38%	0.88%	3.38%	175%
(0.27)	10.13	4.38%	233.3	0.86%	2.69%	0.86%	2.69%	228%
(0.32)	9.97	1.83%	238.6	0.88%	3.19%	0.88%	3.19%	186%
(0.39)	10.11	5.57%	246.7	0.89%	3.90%	0.89%	3.90%	186%
—	13.66	(11.07)%	190.4	0.95%	(0.19)%	1.14%	(0.38)%	64%
(0.46)	15.36	(23.18)%	147.0	0.95%	(0.57)%	1.16%	(0.78)%	53%
(0.39)	20.48	41.54%	181.4	0.95%	(0.55)%	1.21%	(0.81)%	42%
(0.06)	14.80	36.84%	18.6	1.03%	(0.58)%	2.47%	(2.02)%	49%
(0.20)	10.87	5.03%	8.4	1.22%	(0.60)%	3.76%	(3.14)%	48%
(2.53)	24.70	(7.29)%	1,812.2	0.81%	0.60%	0.81%	0.60%	48%
(3.66)	29.22	(8.92)%	1,270.5	0.82%	0.45%	0.82%	0.45%	42%
(0.47)	35.75	57.77%	877.9	0.80%	0.23%	0.80%	0.23%	46%
(2.09)	23.03	2.57%	271.5	0.83%	0.58%	0.83%	0.58%	67%
(3.06)	24.44	5.87%	259.8	0.83%	0.43%	0.83%	0.43%	57%
(2.49)	18.04	(7.53)%	464.9	1.04%	0.39%	1.04%	0.39%	48%
(3.60)	22.04	(9.15)%	519.4	1.05%	0.20%	1.05%	0.20%	42%
(0.42)	27.87	57.37%	591.9	1.07%	(0.01)%	1.07%	(0.01)%	46%
(2.04)	18.04	2.27%	393.4	1.14%	0.27%	1.14%	0.27%	67%
(3.06)	19.58	5.53%	415.5	1.14%	0.13%	1.14%	0.13%	57%

(b) Total return assumes dividend reinvestment and does not reflect any deduction for applicable sales charges. Not annualized for periods less than one year.

(c) Portfolio turnover rate may include mortgage dollar roll purchase and sale transactions which may increase portfolio turnover rates. Additional information can be found in the accompanying Notes to Financial Statements.

** Computed on an annualized basis for periods less than one year.

[This page intentionally left blank]



4321 N. Ballard Rd.
Appleton, WI 54919-0001

Go paperless. Manage your communication choices and sign up for paperless delivery of prospectuses by logging into your account.

A better way to deliver documents. In response to concerns regarding multiple mailings, we send one copy of a prospectus and each annual and semiannual report for Thrivent Mutual Funds to each household. This consolidated mailing process is known as householding. It helps save money by reducing printing and postage costs.

• **If you purchased shares through Thrivent:**

If you wish to discontinue householding in the future, you may write to us at 4321 North Ballard Road, Appleton, WI, 54919-0001, or call us at 800-847-4836. We will begin to send separate regulatory mailings within 30 days of when we receive your request. If you wish to receive an additional copy of this prospectus for Thrivent Mutual Funds, call us at 800-847-4836 or visit thriventmutualfunds.com/prospectus.

• **If you purchased shares from a firm other than Thrivent:**

If you wish to discontinue householding in the future or to receive an additional copy of this prospectus for Thrivent Mutual Funds, contact your financial professional. This prospectus is also available by visiting thriventmutualfunds.com/prospectus.

Contact Thrivent Mutual Funds

Phone: 800-847-4836 **Fax:** 866-278-8363 **Web:** thriventfunds.com **Email:** contactus@thriventfunds.com

**Applications, Redemptions,
Exchanges & Other Requests:**

Thrivent Mutual Funds
P.O. Box 219348
Kansas City, Missouri 64121-9348

Additional Investments:

Thrivent Mutual Funds
P.O. Box 219334
Kansas City, Missouri 64121-9334

Express Mail:

Thrivent Mutual Funds
430 West 7th Street
Kansas City, Missouri 64105

The SAI, which is incorporated by reference into this prospectus, contains additional information about the Funds. Additional information about the Funds' investments is available in the Funds' annual and semiannual reports to shareholders. In the Funds' annual report, you will find a discussion of the market conditions and investment strategies that significantly affected the performance of each of the Funds during its last fiscal year. For a free copy of the SAI or an annual or semiannual report for the Funds, or to request other information or ask questions about the Funds, call toll-free 800-847-4836 or visit thriventmutualfunds.com/prospectus. You may also get information about the Funds on the EDGAR database on the SEC's internet site at SEC.gov. Copies of the information may also be obtained, after paying a duplicating fee, by sending an email to publicinfo@sec.gov.

1940 Act File No. 811-5075

The distributor for Thrivent Mutual Funds is Thrivent Distributors, LLC, a registered broker/dealer, member FINRA and subsidiary of Thrivent, the marketing name for Thrivent Financial for Lutherans.